
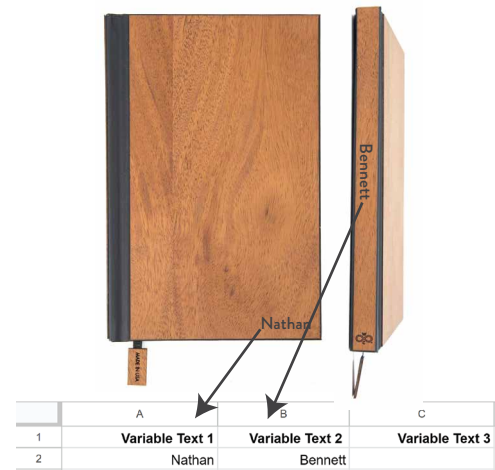


VARIABLE DATA TEMPLATE INSTRUCTIONS

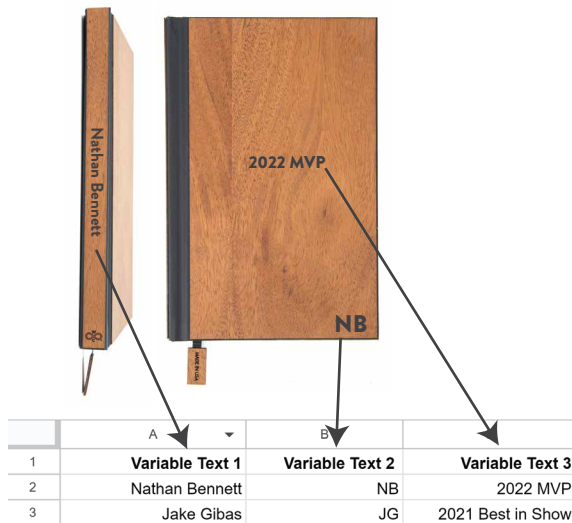
Woodchuck USA only accepts variable data information in our approved template file format. Simply copy/paste your data into this template and export it as a .csv file. Always separate text into different cells if the engraving is in multiple locations. If you are unsure how many variable data columns are required for your project, our team can always advise you. Below are references for what the product and spreadsheet should look like for different scenarios:



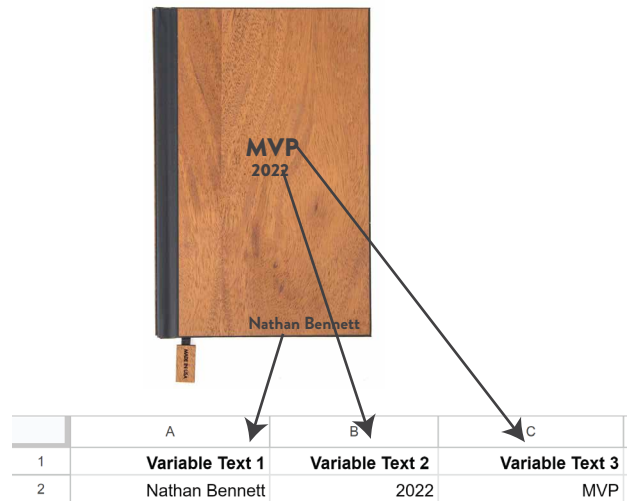
First and Last Names should always be in the same Cell unless they are being engraved in different locations



Only Separate First and Last Names if they are being Engraved in different locations



It does not matter which columns you put the Data in as Long as they are grouped by row for their respective unit.



Always separate variable text by line breaks, for this example since the title name and year on different lines they should be separated into different cells

