

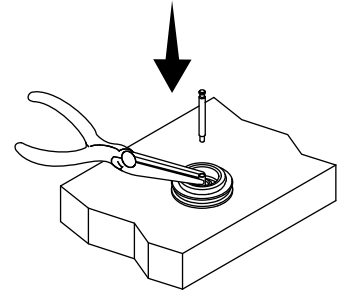
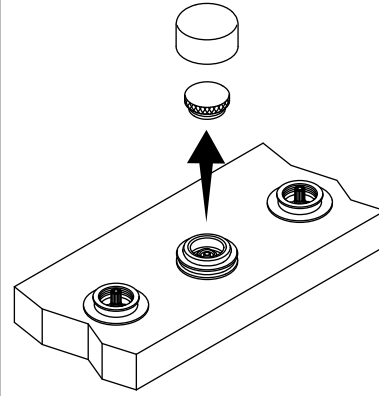
Record your model number below for future reference:

⚠ WARNING: Risk of personal injury.
Do not lean over the pipe plug during removal. The water supply lines may be pressurized, causing water to spray or purge.

Observe all local plumbing and building codes. Shut off the water supply. Install valve P19304-00-NA before installing this product.

1 Remove the guard. Wrap a rag around the pipe plug and remove the plug.

2 Lift and hold the diverter stem with pliers, then fully insert the lift rod.



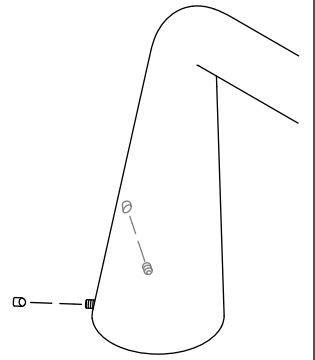
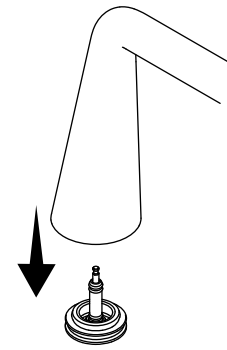
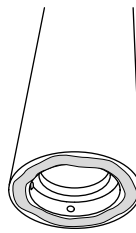
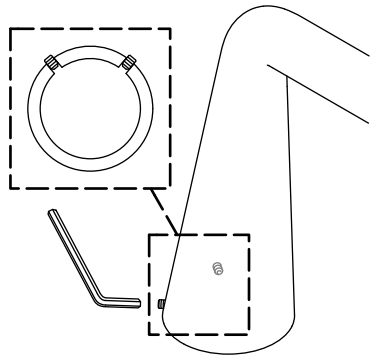
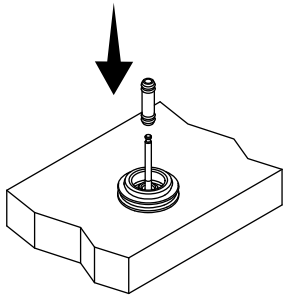
3 Install the diverter tube over the lift rod and into the diverter body.

4 Loosen the setscrews on the spout until they clear the inside wall of the spout.

5 Apply plumbers putty or sealant to the underside of the spout base.

6 Press the spout over the diverter tube until flush with the deck.

7 Tighten the setscrews and install the plugs. Remove excess sealant.



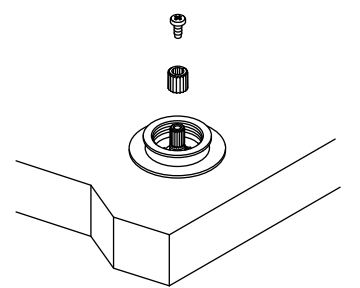
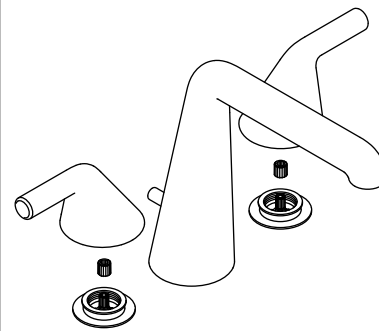
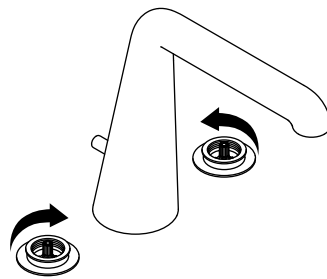
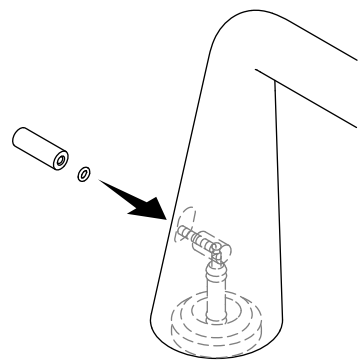
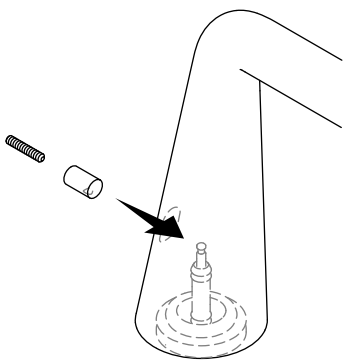
8 Install the lift knob extension over the diverter tube. Thread the setscrew into the extension.

9 Install the O-ring and lift knob onto the setscrew until flush with the extension.

10 Make sure the valves are closed.

11 Place the adapters and handles onto the valves, perpendicular to the spout.

12 To adjust handle position, rotate the adapter. Secure with the screw.



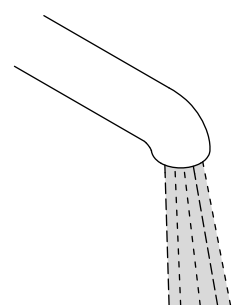
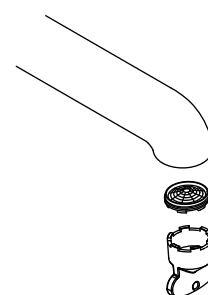
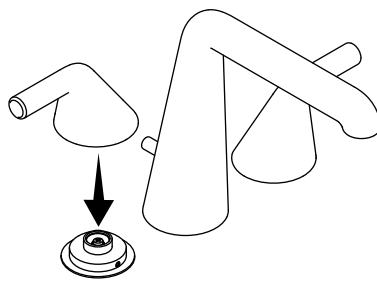
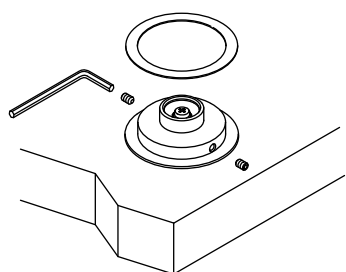
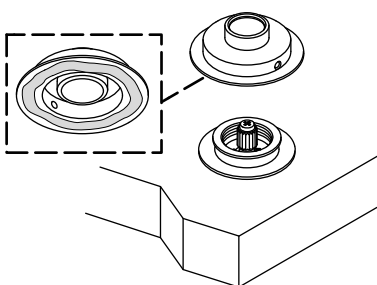
13 Apply putty or sealant to the underside of the handle adapter. Place the adapter over the valve.

14 Secure the adapter with the setscrews. Place the washer onto the adapter. Remove excess sealant.

15 Place the handle perpendicular with the spout and press into place over the adapter.

16 Remove the aerator using the key.

17 Run the water for 1 minute to remove debris. Reinstall the aerator.



FIVE-YEAR LIMITED WARRANTY

All Kallista products carry Kallista's five-year limited warranty unless otherwise noted.*

Kallista products are warranted to be free of defects in material and workmanship for five years from the date of installation.

Kallista will, at its election, repair, replace or make appropriate adjustment where Kallista inspection discloses any such defects occurring in normal usage within five (5) years after installation. Kallista is not responsible for removal or installation costs.

Damages due to improper handling, installation or maintenance are not considered manufacturing defects and are not covered by this warranty. This warranty is valid for the original consumer purchaser only.

To obtain warranty service, contact your Kallista Authorized Showroom.

Products must be maintained and cleaned in accordance with the care and cleaning instructions provided by Kallista. Improper care or cleaning, including damage from the use of abrasive chemicals, will void this warranty. Gloss reduction, scratching, staining and alkaline etching of finishes over time due to use, cleaning practices or water or atmospheric conditions, are not manufacturing defects but are indicative of normal wear and tear. Use of in-tank toilet cleaners will void the warranty.

Implied warranties including that of merchantability and fitness for a particular purpose are expressly limited in duration to the duration of this warranty. Kallista and/or seller disclaims any liability for special, incidental, or consequential damages.

Some states/provinces do not allow limitations on how long an implied warranty lasts, or the exclusion or limitation of special, incidental or consequential damages, so these limitations and exclusions may not apply to you. This warranty gives you specific legal rights. You may also have other rights which vary from state/province to state/province.

This is Kallista's exclusive written warranty.

* Kallista's Hampstead and Stafford vitreous products, stainless steel accessories, and wooden accessories carry a one-year Limited Warranty.

Questions? Problems? For additional assistance, please contact KALLISTA's Customer Service Department at 1-888-4-KALLISTA (1-888-452-5547) or kallista.com.