
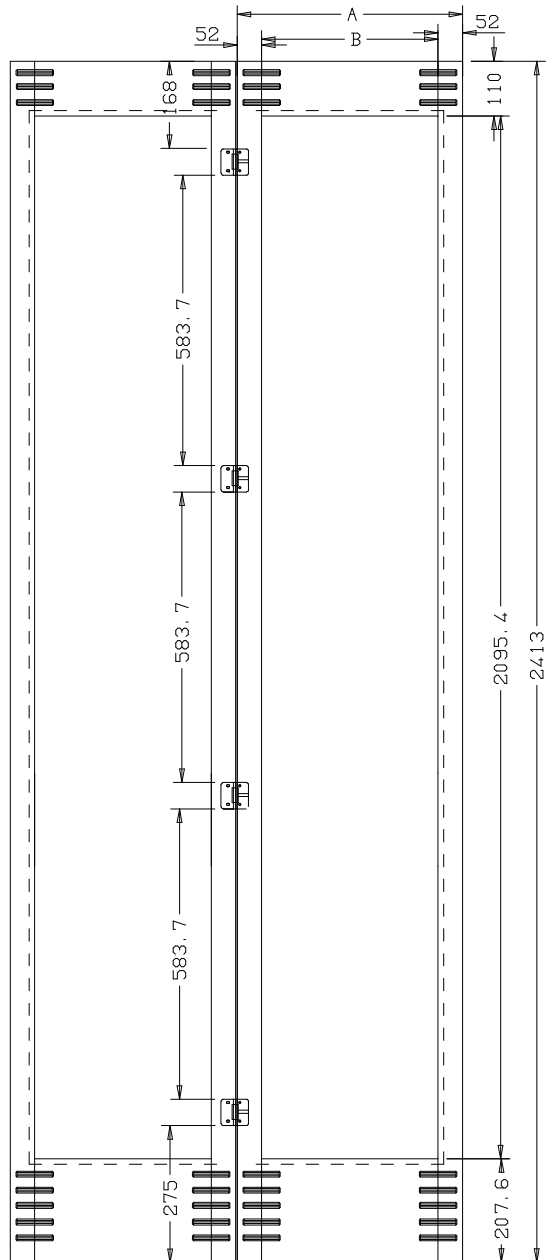
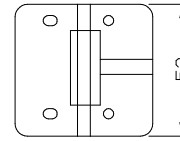


# 963 - Square One

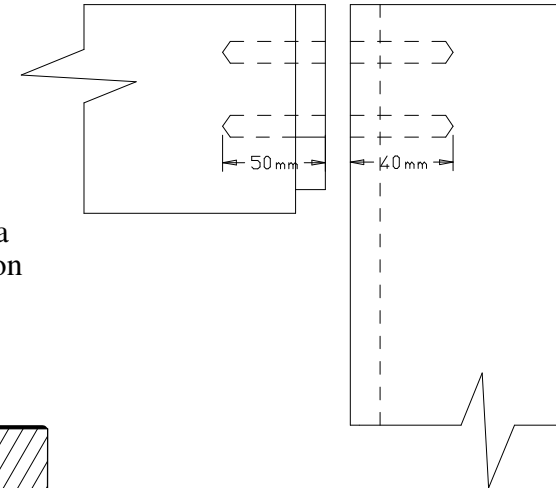


Dobradiça da Johnson  
Instalada

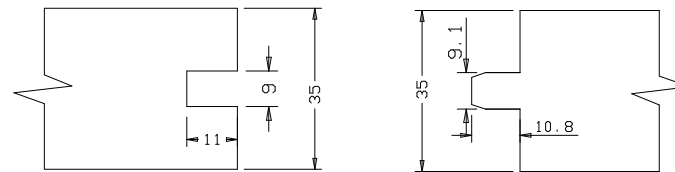
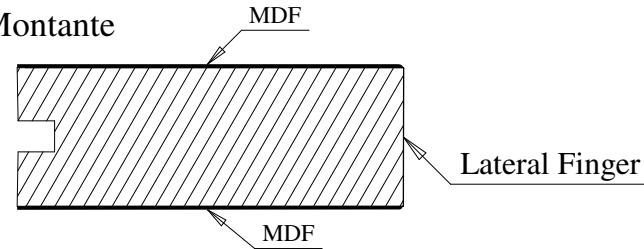


Dobr. Ref. Hinge Bulks  
Paraf. Philips Cab. Redonda  
Mais Kit e Trilho da Johnson

Profundidade da Furração

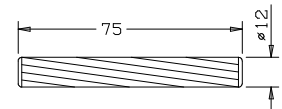


Montante



Moldura P-9 (MDF)

Respiga P-9 (MDF)



Cavilha

	A	B	C
17 13/16" - 36" - (452.44)	348.44		368.44
15 13/16" - 32" - (401.64)	297.64		317.64
14 13/16" - 30" - (376.24)	272.24		292.24
13 13/16" - 28" - (350.84)	246.84		266.84
11 13/16" - 24" - (300.04)	196.04		216.04

Titulo: RDF#1301 - 2413 x 24" a 36" x 35mm - Primed

**Rohden**

Cliente	963 - Square One			Escala	
Desenhista	Luiz Antônio Cirico	Aprovação	Charles	Nº Desenho	
Data	14-01-2021	Data	14-01-2021	Nome:	Bifold
				Revisado Por	Luiz Antônio
				Data Revisão	14-01-2021