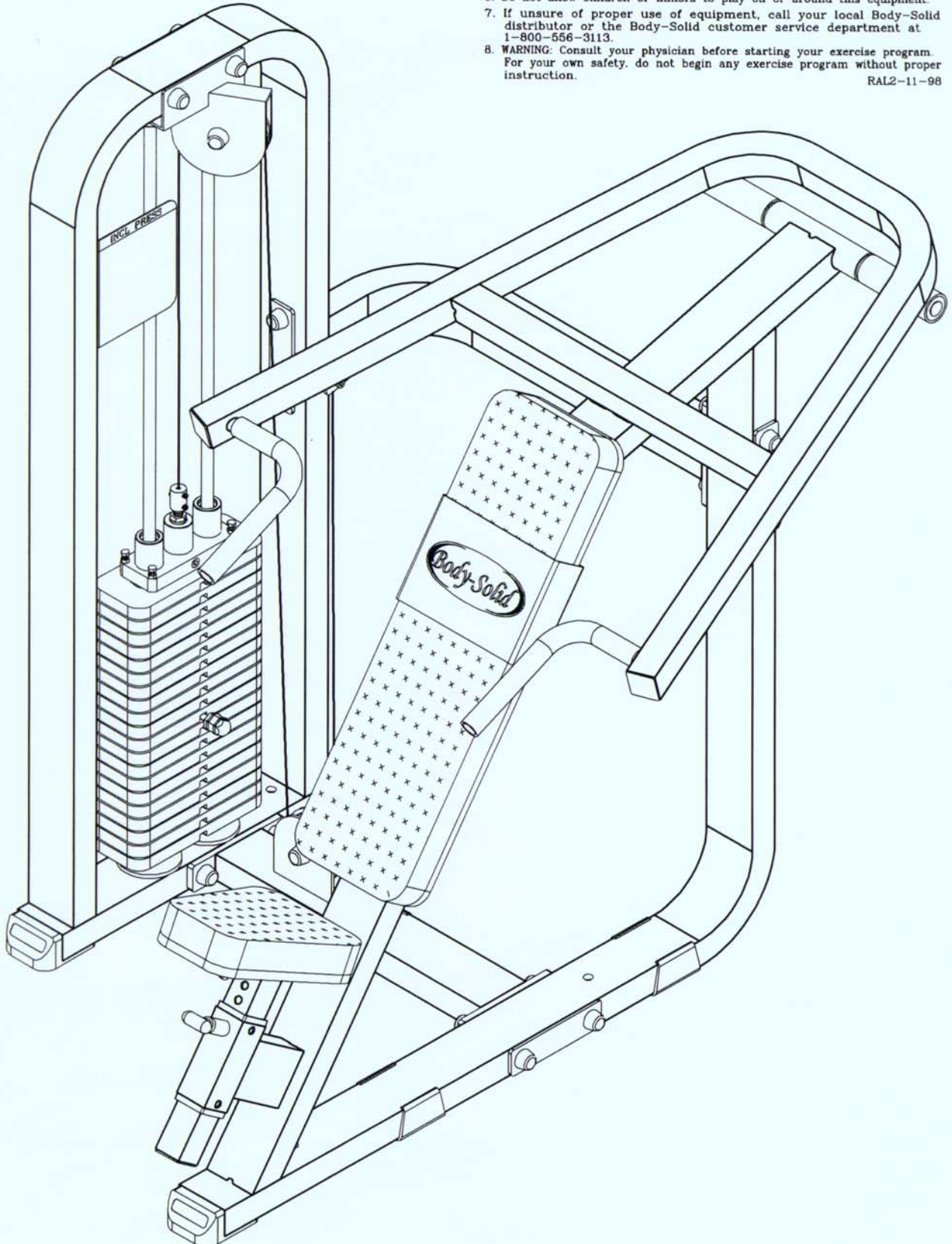


SIP-1400.2 INCL PRESS

THERE IS A RISK ASSUMED BY INDIVIDUALS WHO USE THIS TYPE OF EQUIPMENT. TO MINIMIZE RISK, YOU MUST FOLLOW THESE RULES:

1. Inspect equipment before each workout. Check that all nuts, bolts, screws and pop pins are in place and fully tightened. Also, before use, check cables for signs of wear. Replace all worn parts immediately. Never use machine if any parts are damaged or missing. Failure to follow these rules may result in serious injury.
2. Keep clear of the cables and all moving parts when the machine is in use.
3. Always make sure all Snap Links are closed when doing any cable/pulley exercises.
4. Exercise with care. Perform your exercises at a smooth moderate pace; never perform jerky or uncoordinated movements that may cause injury.
5. It is recommended that you should workout with a training partner.
6. Do not allow children or minors to play on or around this equipment.
7. If unsure of proper use of equipment, call your local Body-Solid distributor or the Body-Solid customer service department at 1-800-556-3113.
8. **WARNING:** Consult your physician before starting your exercise program. For your own safety, do not begin any exercise program without proper instruction.

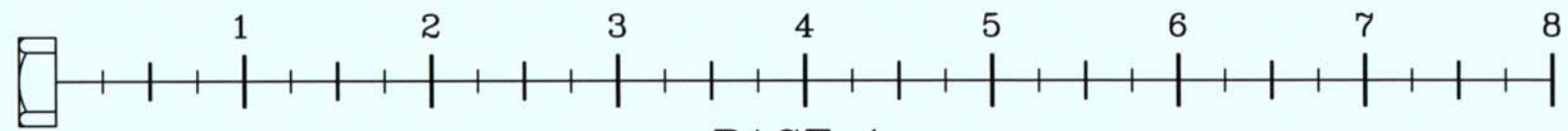
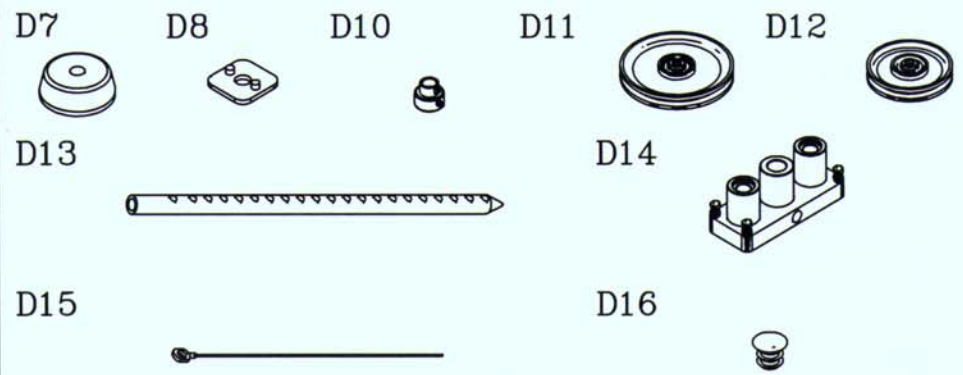
RAL2-11-98




VERSION 0012

		Qty.
	A1. 1/2"X5 1/2" HEX HEAD BOLT	[6PCS]
	A2. 1/2"X5" HEX HEAD BOLT	[2PCS]
	A3. 1/2"X3 1/2" HEX HEAD BOLT	[2PCS]
	A4. 1/2"X2 1/4" HEX HEAD BOLT	[2PCS]
	A5. 5/16"X3" HEX HEAD BOLT	[2PCS]
	A6. 5/16"X1 1/4" HEX HEAD BOLT	[4PCS]
	A7. 5/16"X3/8" SET SCREW	[3PCS]
	A8. 7/16"X1 1/2" ROUND BOLT	[1PCS]
	A9. 5/8"X1 3/4" ROUND BOLT	[1PCS]
	A10. 10LB BALL PIN	[1PCS]
	A11. 3/8"X1 1/2" ROUND BOLT	[1PCS]
	B1. 1/2" NYLON LOCK NUT	[12PCS]
	B2. 5/8" LOCK NUT	[1PCS]
	B3. 3/8" NYLON LOCK NUT	[1PCS]
	C1. 1/2" ROUND END CAP WASHER	[24PCS]
	C2. 5/16" (I.D) WASHER	[6PCS]
	C3. 5/16" SPRING WASHER	[6PCS]
	C4. 5/8" SPRING WASHER	[1PCS]

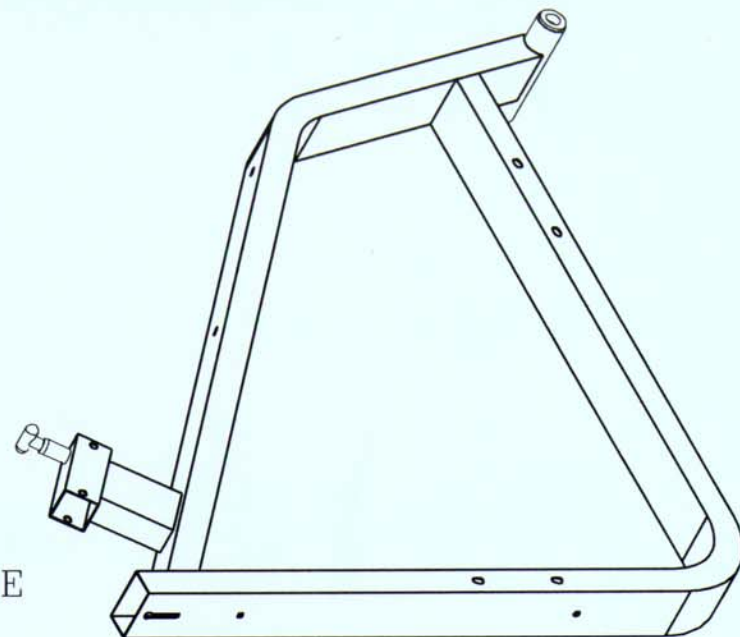
		Qty.
	D1. 1/2" BOLT CAP	[24PCS]
	D2. 2"X4" FOOT CAP (9211-028)	[3PCS]
	D3. 2"X2"X2.5t END CAP (9211-006)	[2PCS]
	D4. 2"X2"X1.8t END CAP (9211-005)	[1PCS]
	D5. 60X50 NYLON BUSHING (9211-033)	[2PCS]
	D6. 2"X4" RUBBER DOUNT (9212-009)	[3PCS]
	D7. ø4" RUBBER DONUT (9310-017)	[2PCS]
	D8. 2"X2" RUBBER DONUT (9214-002)	[2PCS]
	D10. ø3/4" SHAFT COLLAR (9211-046)	[2PCS]
	D11. ø6" PULLEY (9213-009)	[1PCS]
	D12. ø4 1/2" PULLEY (9213-010)	[1PCS]
	D13. WEIGHT SELECTOR BAR (8220-060)	[1PCS]
	D14. CHROME TOP PLATE (8400-002)	[1PCS]
	D15. 3415mm STEEL CABLE	[1PCS]
	D16. ø5/8" ROUND END CAP (9211-015)	[5PCS]



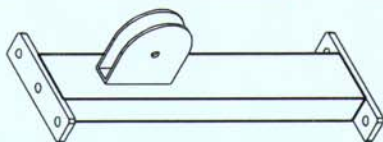
A [1PCS] WEIGHT STACK FRAME



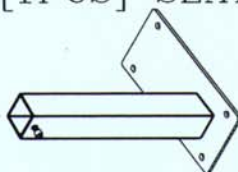
D [1PCS] MAIN BODY FRAME



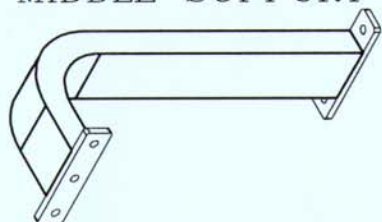
B [1PCS] BOTTOM PULLEY FRAME



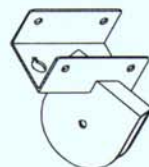
E [1PCS] SEAT FRAME



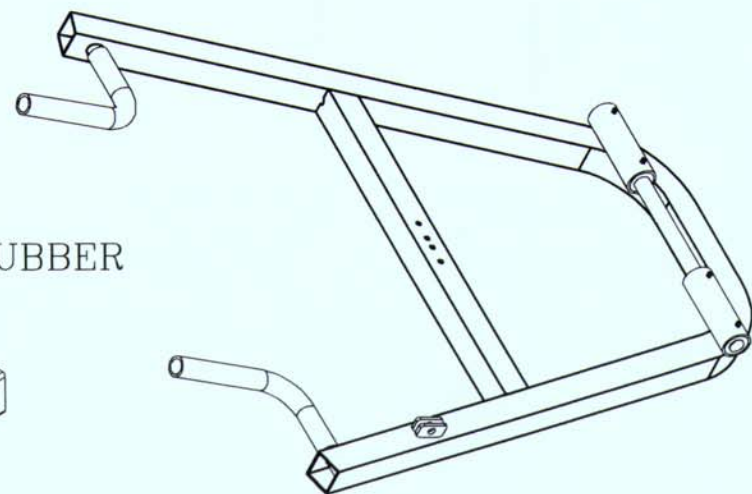
C [1PCS] MIDDLE SUPPORT FRAME



G [1PCS] TOP PULLEY FRAME




F [1PCS] PRESS ARM FRAME



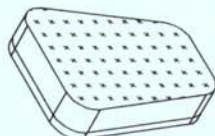
H [2PCS] CHROME GUIDE ROD



J [4PCS] 2"X8" PLATE




K [1PCS] SEAT PAD



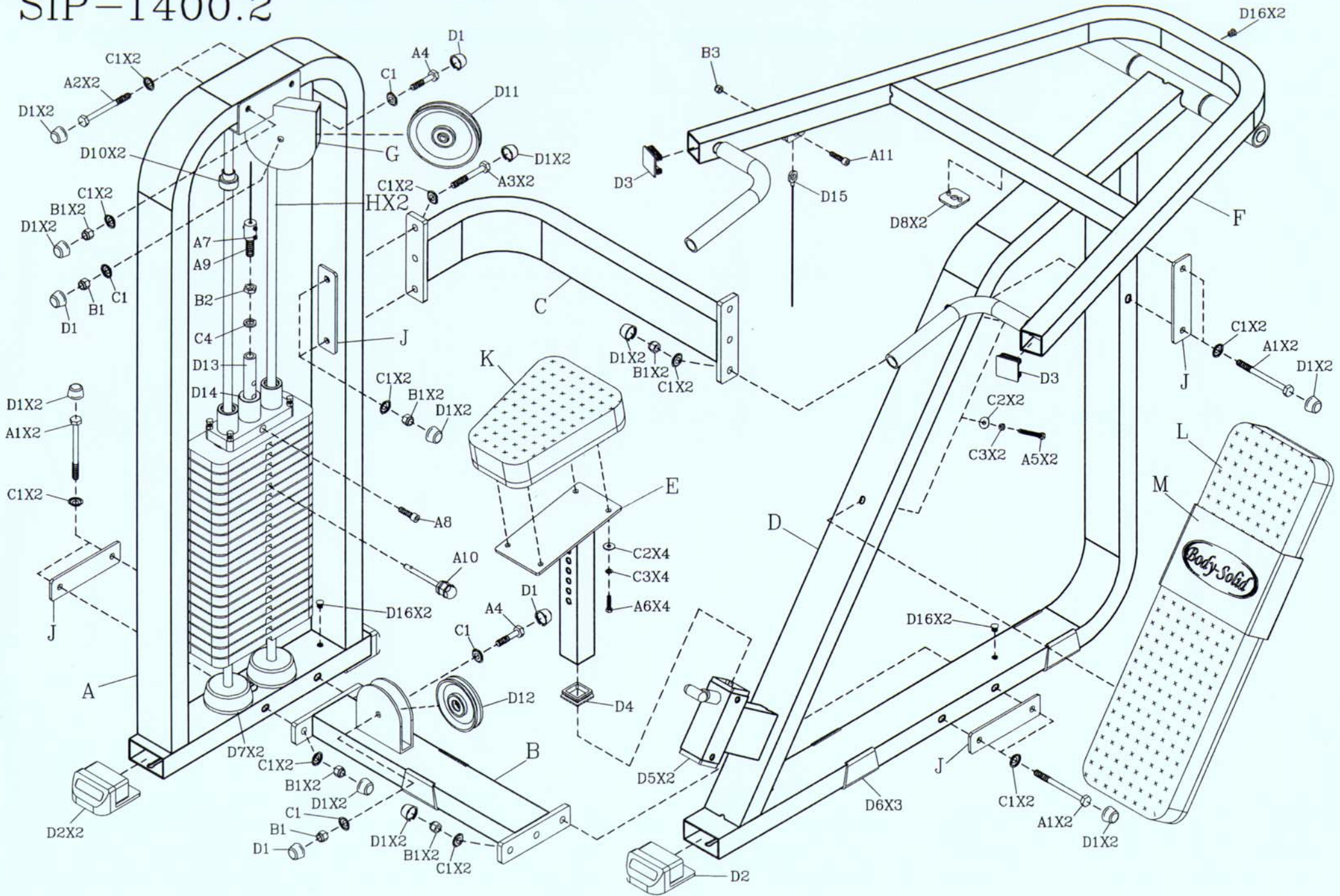
M [1PCS] BACK PAD RUBBER



L [1PCS] BACK PAD



SIP-1400.2



SIP-1400.2
INCL PRESS

