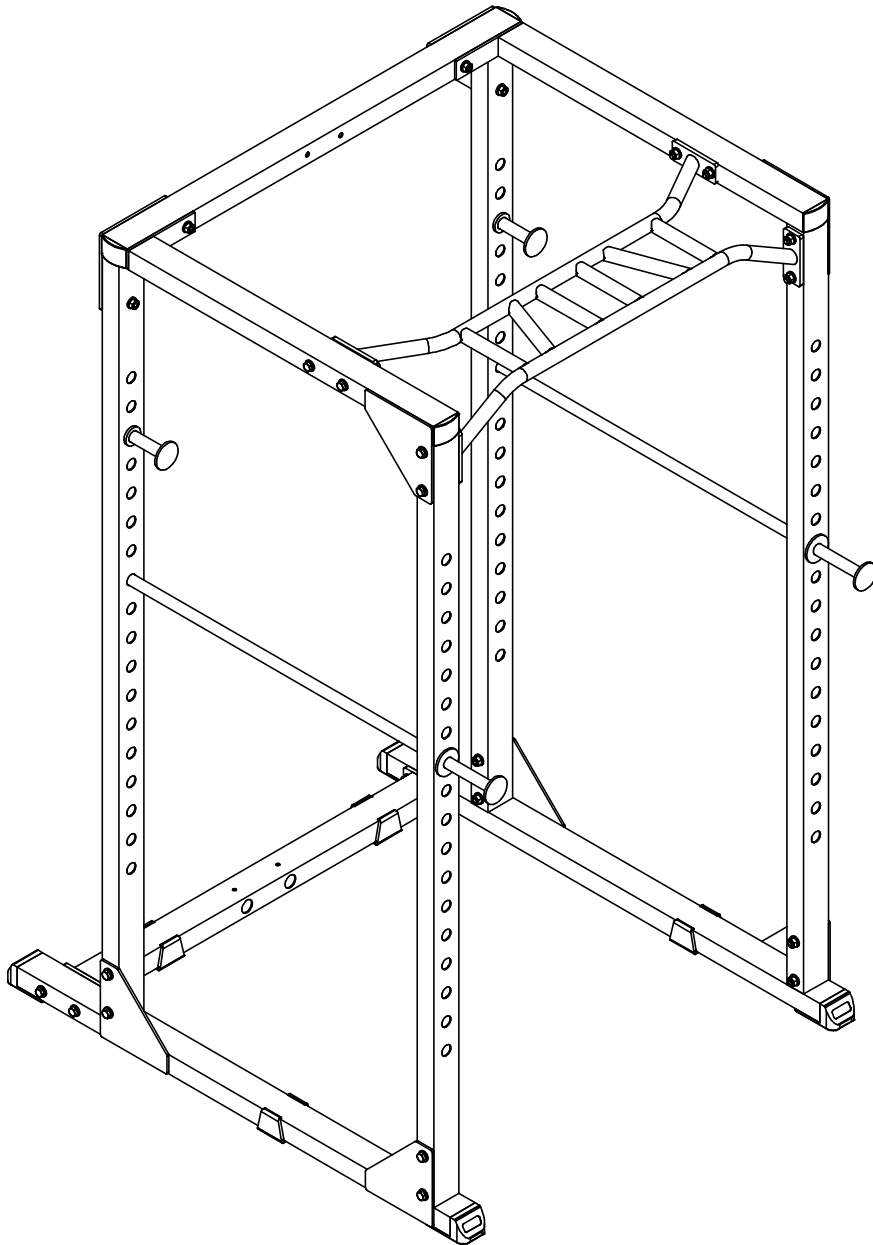





GPR-380



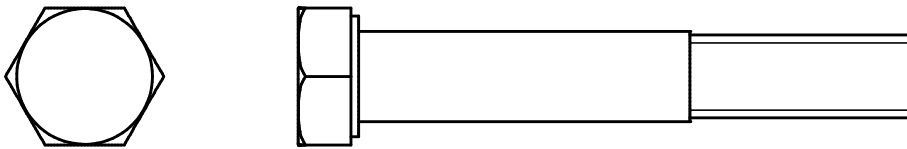
Assembly & Instructions  
**OWNER'S & MANUAL**

**GPR-380 HARDWARE**  
(shown in actual size)


A1.M12X110L HEX HEAD BOLT-----[4PCS]



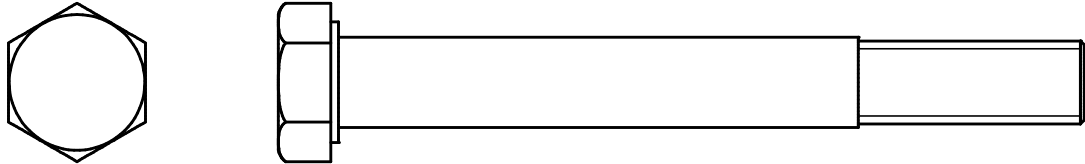
A2.M12X75L HEX HEAD BOLT-----[4PCS]



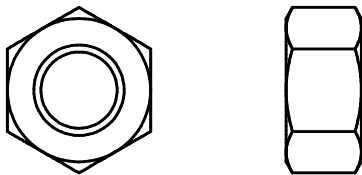
A3.M12X105L HEX HEAD BOLT-----[12PCS]



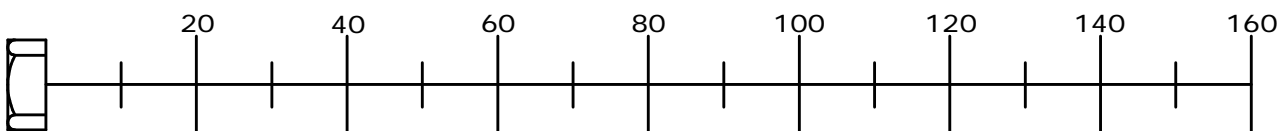
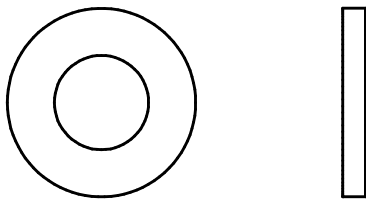
A4.M12X100L HEX HEAD BOLT-----[8PCS]



B1.M12 NYLON LOCK NUT-----[26PCS]

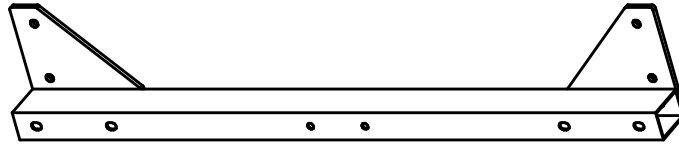


C1.M12 (Ø25) WASHER-----[54PCS]



**GPR-380 HARDWARE**  
(shown in actual size)

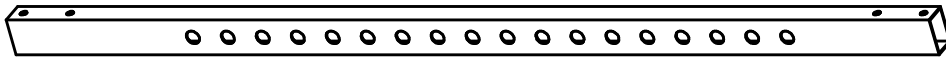
A [1PCS]



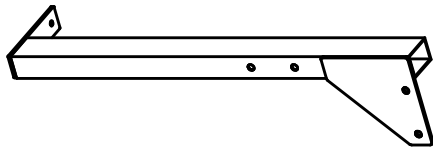
B [2PCS]  
(10GPR380-01)



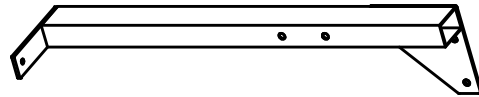
P [2PCS]  
(10GPR380-03)



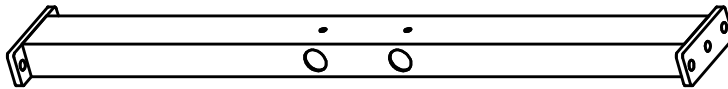
C [1PCS]



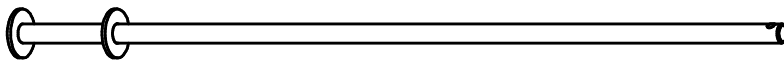
L [1PCS]




E [1PCS]




F [2PCS]



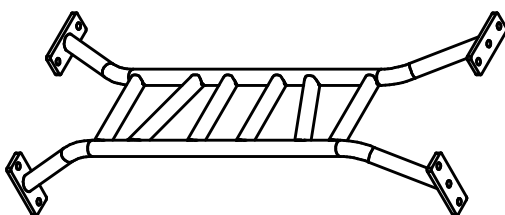
H [1PCS]



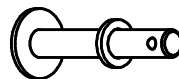
K [1PCS]



M [1PCS]



G [2PCS]



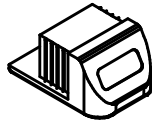
**GPR-380 HARDWARE**  
(shown in actual size)

- D1.END CAP (9211-084)-----[4PCS]
- D2.END CAP (9211-026)-----[4PCS]
- D3.Ø10X45 PIN (8250-014)-----[4PCS]
- D4.RUBBER DOUNT (9212-011)-----[4PCS]


D1



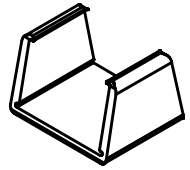
D2

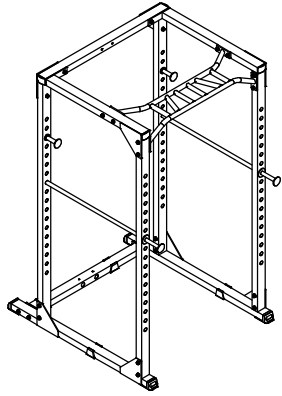


D3



D4





Above shows STEP 1 assembled and completed

