

S

hort
Vowels



Rooted in Language

RootedinLanguage.com • Help@rootedinlanguage.com

S

hort Vowel Practice with:

- Short Vowel Sounds page
 - Use this page to associate the short vowel sounds with key words that start with each sound.
 - Students write each short vowel letter, saying its sound as they write.
 - Students can draw the “extras” on the letter to create the key word picture and act as an additional memory aid.
 - Students can also use the page to accompany [The Short Vowel Song](#).
- Short Vowel Tents
 - Students say each sound as they place Vowel Tents on a flat surface.
 - **Level 1:** Educator calls out a short vowel sound (Ex: “ă”). Student repeats the sound and knocks down the correct Tent using bean bags, soft balls, or foam items.
 - **Level 2:** Educator calls out a single syllable short vowel word (Ex: “pan”). The student repeats the word and knocks down the correct Vowel Tent (Ex: ă).

For more early literacy instruction, games, and activities, check out the Pinwheels comprehensive curriculum!



©2023, Rooted in Language. All materials in this packet are created and owned by Rooted in Language. Copying and use of these materials is limited to the purchaser and their family or classroom. You may not share, give away, or sell outside of those restrictions. Please direct friends or colleagues to the RiL download page for their own copy of this material.

For questions, contact help@rootedinlanguage.com

Short Vowel Sounds

©2017, 2023 Rooted in Language

i

i



icky

e


e



edge

a

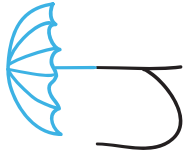
a



apple

u

u



umbrella

o





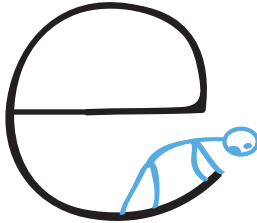



o



otter

Short Vowel Tents

Print on cardstock. Cut on solid lines. Fold on dotted lines.

		
		
		<p>fold</p>
