

CA-51 Accent Light **STANDARD PLUS**

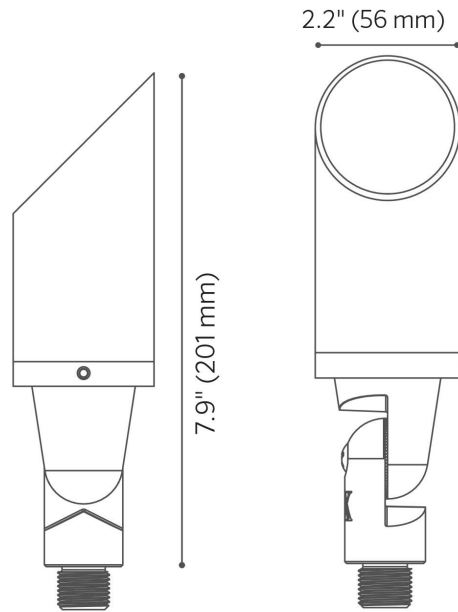


PROJECT
CATALOG #
TYPE
NOTES

Combining elegant design with a durable, select brass construction, the Cora CA-51 Accent Light was built to outlast any landscape. Featuring black oxide stainless steel hardware for an extra layer of corrosion resistance, this multifunctional up/down light is especially well-suited for coastal regions and projects with modest budgets. Its accessory-friendly design also offers compatibility with various mounts and lenses.

Quick Facts

- Multidirectional fixture offers up/down capability for added design flexibility
- Solid brass construction and black oxide stainless steel hardware deliver strong corrosion resistance
- Antique bronze finish provides increased durability and elegant look
- Fully potted on the inside to prevent water intrusion in any orientation
- MR-16 lamp
- 10' (3 m) or 26' (8 m) lead



CA-51 Accent Light SPECIFICATIONS

	ECO20WFL	ECO50WFL	LED20WFL	LED35WFL	LED50WFL
Total Lumens (lm)	250	325	180	250	320
Input Voltage (VAC/VDC)	10 to 15	10 to 15	10 to 15	10 to 15	10 to 15
Power Consumption (VA)	6.2	9.2	4.3	5.4	6.5
Efficacy (lm/W)	69	67	79	75	95
Correlated Color Temperature (CCT)	2700K	2700K	2700K	2700K	2700K
CRI (Ra)	83+	83+	85+	85+	85+
Center Beam Candle Power (CBCP)					
Flood (35°)	740	1,050	--	--	--
Minimum Rated Life (L70)	30,000 Hrs	30,000 Hrs	40,000 Hrs	40,000 Hrs	40,000 Hrs

CA-51 Accent Light SPECIFICATIONS

FX Luminaire

FX Luminaire is an industry-leading manufacturer of landscape and architectural lighting products with a focus on the advancement of LED technology and digital lighting control with zoning, dimming, and color adjustment capabilities. We offer a full spectrum of specification-driven lighting fixtures that can be utilized to create elegant, cutting-edge landscape lighting systems for commercial or residential applications. Our products are available exclusively via our extensive professional distributor network.

Materials

Select brass housing and shield with black oxide stainless steel hardware

Threads

½"-14 NPSM

Dimming

Primary: Consult transformer specifications. Secondary: Luxor® control (with ZD lamp) or a trailing-edge (reverse phase-cut) dimmer

Adjustability

Compress-and-lock features prevent slip after installation. Offers 9° increments of adjustability over 220° of vertical alignment.

Finish

Antique Bronze finish sealed with a clear TGIC powder-coat layer

Hardware

Black oxide stainless steel adjustment screws.

Wiring

18 AWG (1 mm); SPT-1W; 220°F (105°C); 300 V; 10' (3 m) or 26' (8 m) length, measured from the light aperture

Sockets

MR-16 GU5.3 socket with retaining clips. Ceramic socket base with heat-resistant contact pad. Stainless steel retaining clips ensure high spring force retention.

Glare Control

45° angled shield

Weight

2.0 lb (0.9 kg)

Installation Accessories (Included)

Item ships with a 7" ABS slotted stake or wall mount.

Lens

OptiClear™ tempered glass for exceptional optical purity and load strength

Ambient Operating Temperature

0°F to 140°F (-18°C to 60°C)

Input Voltage

10 to 15 VAC/VDC, 50/60 Hz
Remote transformer required (specify separately)

Sustainability

Innovation meets conservation in the design and manufacturing of our products. Where we can, we use recycled materials while maintaining superior functionality. Our LED products provide high-quality light at optimal energy efficiency, lifespan, and durability.

Installation Requirements

Designed for installation in the upward or downward lighting directions

Lens Transparency

Clear

Manufacturing

ISO 9001:2015 certified facility


Warranty

Fixture: 10-year limited
Included Lamp: 5-year limited

Listings



CA-51 Accent Light ORDERING INFORMATION

Fixture	Lamp	Mounting	Finish
CA-51	NL No Lamp	[default] Super Slot Spike included, with 10' (3 m) lead	AB Antique Bronze 
	ECO20WFL 20 W Equivalent LED Lamp, 2700K, 35° (4 W/6.2 VA)	MT MJB Wall-Mounted Junction Box included, with 26' (8 m) lead	
	ECO50WFL 50 W Equivalent LED Lamp, 2700K, 35° (6 W/9.2 VA)		
	LED20WFL 20 W Equivalent LED Lamp, 2,700K, 35° (4 W/4.3 VA)		
	LED35WFL 35 W Equivalent LED Lamp, 2,700K, 35° (5 W/5.4 VA)		
	LED50WFL 50 W Equivalent LED Lamp, 2700K, 35° (6.0 W/6.5 VA)		
	ZD35WFL ZD LED 5W (5.4VA) FMW		



CA51-XXXXXXXX-XX-AB

CA-51 Accent Light PHOTOMETRICS

CA-51-ECO20WFL-AB - Illuminance at a Distance




















Distance	Center Beam fc	Beam Width	
Feet (Meters)	Foot-Candles (Lux)	Vertical : 32 °	Horizontal : 33 °
50' (15 m)	0.3 fc (3 lx)	28' (9 m)	29' (9 m)
40' (12 m)	0.5 fc (5 lx)	23' (7 m)	23' (7 m)
30' (9 m)	0.8 fc (9 lx)	17' (5 m)	18' (5 m)
20' (6 m)	1.8 fc (19 lx)	11' (3 m)	12' (4 m)
10' (3 m)	7.4 fc (80 lx)	6' (2 m)	6' (2 m)

CA-51-ECO50WFL-AB - Illuminance at a Distance

Distance	Center Beam fc	Beam Width	
Feet (Meters)	Foot-Candles (Lux)	Vertical : 29 °	Horizontal : 29 °
50' (15 m)	0.4 fc (4 lx)	26' (8 m)	26' (8 m)
40' (12 m)	0.7 fc (8 lx)	21' (6 m)	21' (6 m)
30' (9 m)	1.2 fc (13 lx)	16' (5 m)	15' (5 m)
20' (6 m)	2.6 fc (28 lx)	11' (3 m)	10' (3 m)
10' (3 m)	10.5 fc (113 lx)	5' (2 m)	5' (2 m)


CA-51 Accent Light ORDERING INFORMATION

MOUNTING OPTIONS: Specify Separately

Mounts	Catalog No.		Mounts	Catalog No.	
Long Slot Spike	250015840000		Three-Prong Spike	250020020000	
Lock Ring	250030410000SP		Super Slot Spike	753900	
Mini Mount for Cora Collection	BM-050-C-AB		CE Certified Spike	eKitSpike	
Gutter Mount	GM-SS		Ground Mount with 1/2" Thread	GM-XX*	
Mini J-Box for 1/2" Thread	MJB-050-XX*		ProAim® Ratcheting Spike	PARS	
Post Mount	PM-XX*		Super J-Box Spike	SJ-XX*	
TreeBox® Mount with 1/2" Thread	TB-XX*		Tree Ring	TR-YY*-6P-XX*	
VersaBox® Mount with 1/2" Thread	VB-050-XX*		Variable Height Riser for Up Lights	VHR-UL	
Single-Gang Wall Plate with 1/2" Thread	WP-1G-050-XX*		Round Wall Plate with 1/2" Thread	WP-RD-050-XX*	
1.0" (25 mm) Copper Riser for GT Path Light	YY*-R-GT-XX*				










CA-51 Accent Light ORDERING INFORMATION

GLARE CONTROL: Specify Separately

Glare Control	Catalog No.		Glare Control	Catalog No.
Hex Baffle for MR-16 LED Lamps	250015260000			

















CA-51 Accent Light ORDERING INFORMATION

LENS OPTIONS: Specify Separately

Lenses	Catalog No.		Lenses	Catalog No.	
Linear Spread Lens for MR-16 LED Lamps	250013550000		Frosted Lens for MR-16 LED Lamps	250015170000	
Dichroic Lens for MR-16 LED Lamps, Light Green	250015180000		Dichroic Lens for MR-16 LED Lamps, Blue	250015190000	
Dichroic Lens for MR-16 LED Lamps, Light Blue	250015200000		Dichroic Lens for MR-16 LED Lamps, Green	250015210000	
Dichroic Lens for MR-16 LED Lamps, Red	250015220000		Dichroic Lens for MR-16 LED Lamps, Peach	250015230000	
Solite Spread Lens for MR-16 LED Lamps	250015240000				





CA-51 Accent Light ORDERING INFORMATION

POWER OPTIONS: Specify Separately

Power	Catalog No.		Power	Catalog No.	
Low-Voltage Dimmer	DIM-LV		DX Controller, 150 W, Matte Gray	DX150M	
DX Controller, 150 W, Stainless Steel	DX150SS		DX Transformer, 300 W, Matte Gray	DX300M	
DX Controller, 300 W, Stainless Steel	DX300SS		EX Transformer, 150 W, Matte Gray	EX150M	
EX Transformer, 150 W, Stainless Steel	EX150SS		Luxor CUBE- Low-voltage	LCM-LV	
Mini Plug-In Transformer, 30 W	MT-30W		Plug-In Transformer, 6 W	MT-6W	
PX Transformer, 300 W	PX300SS		PX Transformer, 600 W	PX600SS	
PX Transformer, 900 W	PX900SS		Step-Down Transformer, Dimmable (120 V to 12 V)	ST-120-DIM	
Step-Down Transformer, UV (120/277 V to 12 V)	ST-UV			SURGE-MOD	

CA-51 Accent Light ORDERING INFORMATION

SPLICING OPTIONS: Specify Separately

Splicing	Catalog No.		Splicing	Catalog No.	
Brass Lug Wire Connectors, 2-pack	WCHSBS2		Brass Lug Wire Connectors, 50-item Bulk Pack	WCHSBS50	
Heat Shrink Wire Connectors, 20-pack, Medium	WCHSMD20		Heat Shrink Wire Connectors, 20-pack, Small	WCHSSM20	
Ratcheting Crimper Tool	WCHSTOOL	