



# Corded Hessian Tamperproof Lockable Noticeboard



**A compact slimline Fire Rated tamperproof noticeboard for the protection and safe keeping of your notices**

- All public buildings require Class 1 in offices and rooms and Class B in corridors and stairwells.
- High impact resistant polycarbonate front conforms to BS6206 – safety glazing and is flame retardant to BS476, Part 7, Class B.
- Corded Hessian fabric is flame retardant to BS476, Part 7 Class 1
- Class B only: 9mm Class B Fire Rated backing pinboard; Pinboard core, when tested as a composite panel to the methods of BSEN 12823 and BSEN 11925-2 meet the necessary requirements of EN12501-1:2007 +A1:2009
- Key locks
- Overall depth 25mm with an internal depth of 9mm
- Tough corners with concealed wall fixings
- Units are side-hinged as standard
- Interior use only
- 9 colours and 6 sizes (custom sizes also available)



## **Sizes and dimensions (Class 1/Class B)**

PSD0906FCH/FFCH 900x600mm single door  
PSD1209FCH/FFCH 1200x900mm single door  
PSD1212FCH/FFCH 1200x1200mm single door  
PSD1512FCH/FFCH 1500x1200mm double door  
PSD1812FCH/FFCH 1800x1200mm double door  
PSD2412FCH/FFCH 2400x1200mm double door

## **Care and Maintenance**

### **Recommended Procedures**

Dust down with a soft, clean brush only. Do not use excessive force when removing staples as this may damage the material. Water or cleaning agents should not be used.

To reduce the risk of fire, please make sure that notices on the board do not protrude out of the board and are in single layers. Notice boards should not be fitted near, or directly above any gas heaters or other sources of combustion.

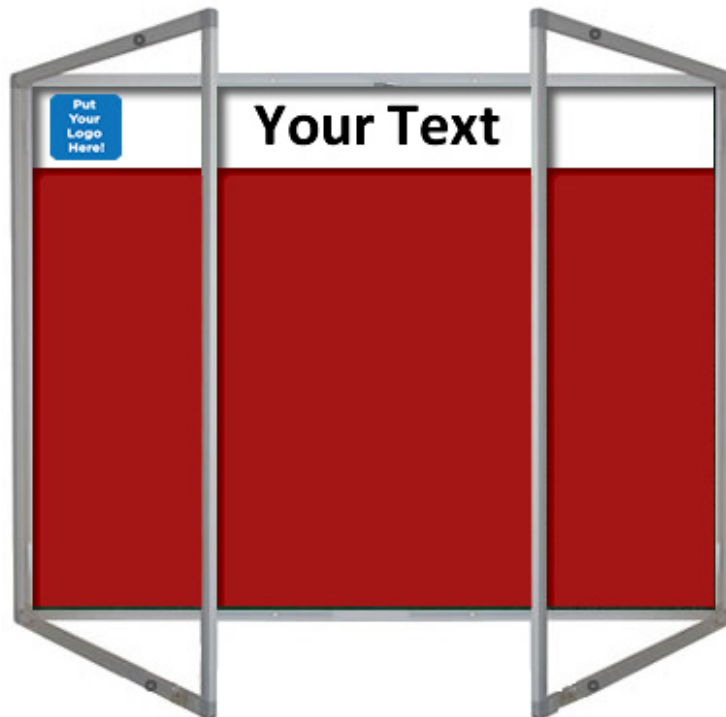
## Tamperproof Door Cleaning

Surfaces of items made from polycarbonate should not generally require cleaning until after fabrication and before packaging. If however any surface decoration process is planned such as vacuum metallisation or screen printing it is advisable to wash the sheet surfaces to be decorated with clean, fresh water using a chamois leather or soft cloth. This has the advantage of removing all traces of static charge from the sheet after removal of the film which might otherwise attract dust. For all general purpose cleaning operations, polycarbonate should be washed simply with clean cold water to which a little detergent has been added. The use of any solvents such as methylated spirits, turpentine, white spirit or proprietary window cleaning products is neither necessary nor recommended.

## Fixing Instructions

1. Place the Tamperproof on the wall in the desired position with the doors open, using a spirit level.
2. Using a marker push through the holes in the 4 corner fixings on the noticeboard to mark the wall when removed. (On boards 1500mm and over there is an additional optional centre fixing point in the aluminium trim top and bottom to be marked)
3. Using the appropriate drill bit, drill the 4 (or 6) holes marked
4. Place the appropriate rawl plug, depending on wall type in to the hole
5. Hold the Tamperproof back to the wall and using the screws supplied screw through the corner into the wall plug behind until secure. Using the 4 grey pipits supplied cover the screw heads in the plastic corner pieces.

Class 1 Fire Rated Tamperproof Lockable Noticeboards are also available with a customised printed header.



*Disclaimer: The above cleaning/maintenance recommendations have been derived from years of practical experience and should be regarded as helpful guidelines only.*