



Class B Fire Rated Tamperproof Lockable Noticeboard




A compact slimline Class B Fire Rated tamperproof noticeboard for the protection and safe keeping of your notices

- All public buildings require Class B in corridors and stairwells
- High impact resistant polycarbonate front conforms to BS6206 – safety glazing and is flame retardant to BS476, part 7, Class B.
- 9mm Class B Fire Rated backing pinboard
- Fabric options of Corded Hessian, Premier felt, Charles Twite felt, Camira Cara and Camira Lucia and pinboard core, when tested as a composite panel meet the necessary requirements of BS476, Part 6 & 7 and BSEN 12823 and BSEN 11925-2
- Non fabric choice of Pitts Polycolour FR, Sundeala and Magnetic Whiteboard all Class B Fire Rated also available
- Cam lock standard
- Overall depth 30mm with internal depth of 9mm
- Tough corners with concealed wall fixings
- Aluminium frame.



Sizes and *weights:

PSD0906FF	900x600mm	single door	4.5kg
PSD1209FF	1200x900mm	single door	8.6kg
PSD1212FF	1200x1200mm	single door	10.6kg
PSD1512FF	1500x1200mm	double door	14.1kg
PSD1812FF	1800x1200mm	double door	16.4kg
PSD2412FF	2400x1200mm	double door	21.5kg



Care and Maintenance

Recommended Procedures

Dust down with a soft, clean brush only. Do not use excessive force when removing staples as this may damage the material. Water or cleaning agents should not be used.

To reduce the risk of fire, please make sure that notices on the board do not protrude out of the board and are in single layers. Noticeboards should not be fitted near, or directly above any gas heaters or other sources of combustion. Erase using a proprietary board eraser/clean soft cloth or tissue. Erasing by hand may result in smearing, and subsequent staining of the surfaces.

Tamperproof Door Cleaning

Surfaces of items made from polycarbonate should not generally require cleaning until after fabrication and before packaging. If however any surface decoration process is planned such as vacuum metallisation or screen printing it is advisable to wash the sheet surfaces to be decorated with clean, fresh water using a chamois leather or soft cloth. This has the advantage of removing all traces of static charge from the sheet after removal of the film which might otherwise attract dust. For all general purpose cleaning operations, polycarbonate should be washed simply with clean cold water to which a little detergent has been added. The use of any solvents such as methylated spirits, turpentine, white spirit or proprietary window cleaning products is neither necessary nor recommended.

Fixing Instructions

1. Place the Tamperproof on the wall in the desired position with the doors open, using a spirit level.
2. Using a marker push through the holes in the 4 corner fixings on the noticeboard to mark the wall when removed. (On boards 1500mm and over there is an additional optional centre fixing point in the aluminium trim top and bottom to be marked)
3. Using the appropriate drill bit, drill the 4 (or 6) holes marked
4. Place the appropriate rawl plug, depending on wall type in to the hole
5. Hold the Tamperproof back to the wall and using the screws supplied screw through the corner into the wall plug behind until secure. Using the 4 grey pipits supplied cover the screw heads in the plastic corner pieces.

We also offer Class B Fire Rated Tamperproof Lockable Noticeboards with customised printed headers.

* Please enquire about weights of non fabric lockables boards.

Disclaimer: The above cleaning/maintenance recommendations have been derived from years of practical experience and should be regarded as helpful guidelines only.