



NEW ZEALAND
CANDLE SUPPLIES
CRAFTED BY HAND & HEART



*Candle, Soap
& Cosmetic*
MAKING SUPPLIES

nzcandlesupplies.nz



NEW ZEALAND
CANDLE SUPPLIES
CRAFTED BY HAND & HEART

PURVEYORS OF FRAGRANCE, SOAP & SOY CANDLE MAKING SUPPLIES

It's our endeavour to share the ancient philosophy of balancing body, mind and soul without harmful chemicals. To share the world of possibilities with nature's fragrant pharmacy. To create harmony within our lives and planet.

We sell only sustainable wax that comes from plants (not petroleum based wax). All our packaging is recyclable, to minimise our footprint on this planet.

Natural FRAGRANCE OILS

Our natural fragrance oils are International Fragrance Association (IFRA) compliant and certified.

They are made with a MINIMUM of 80% natural plant based ingredients and essential oils. Propylene glycol (a synthetic plant based fixative) is what holds and 'fixes' our fragrances, ensuring a long lasting scent in candles, soaps and cosmetics.

PHTHALATE FREE

Our natural fragrances are completely oil based and are suitable to use in the oil stages of cosmetic manufacturing and soaps (after trace formation).

Due to their low vaporization/boiling point, natural fragrance oil should be added to your candle creations at the lowest possible temperature - when the soy wax starts to cloud/solidify.



ALL SPICE NATURAL FRAGRANCE OIL

A delicious wood-spice blend. Notes of almond, anise, cinnamon and nutmeg, finished with notes of creamy vanilla.



ARABIAN NIGHTS NATURAL FRAGRANCE OIL

Myrrh, orange, ginger, cinnamon and clove combine to create this exotic-yet-romantic blend of spice, warmth, and sweetness. Hints of caraway seed and creamy vanilla finish this fragrance with warmth and



BALSAM FIR SINGLE NOTE NATURAL FRAGRANCE OIL



BLACK PLUM NATURAL FRAGRANCE OIL

Succulent rich aroma's of juicy ripe plums. Blends well with blackcurrant and vanilla.



BLACKCURRANT NATURAL FRAGRANCE OIL

Heady woody strong blackcurrant scent blends amazingly with Vanilla and Plum.



BLEU TYPE NATURAL FRAGRANCE OIL

Fresh top notes of Japanese grapefruit, bergamot, and lemon. Mid notes of peppercorn, ginger, jasmine, aquatic marine notes, with a subtle hint of peppermint. Finished with earthy woody base notes of patchouli, cedar, vetiver, labdanum, and frankincense.



CHAMOMILE NATURAL FRAGRANCE OIL

A subtle earthy floral scent that soothes the mind and body. Blends well with lavender at 50% / 50%



COCO TYPE NATURAL FRAGRANCE OIL

Mysterious, exotic, provocative and sensual. Notes of floral and amber warmed with sandalwood, cedarwood and musk.



COCONUT SINGLE NOTE NATURAL FRAGRANCE OIL



CREAMY PAPAYA NATURAL FRAGRANCE OIL

A fruity combination of juicy papaya, pineapple, vine-ripened passion fruit and golden peaches, all tied together in a creamy coconut base.



DOZEN ROSES NATURAL FRAGRANCE OIL

Potent floral notes of rose, lavender, hyacinth and magnolia. Underpinned notes of violet and vanilla.



FRANGIPANI NATURAL FRAGRANCE OIL

Nothing evokes that tropical feeling quite like frangipani. Soft, fruity, peachy, and creamy on the canvas of the soft gardenia-like aroma.



FRESH FEIJOA SINGLE NOTE NATURAL FRAGRANCE OIL

Think fresh, juicy, ripe feijoas. Blends well with rose jasmine, cedarwood, cinnamon, frankincense, ginger, grapefruit, lime, orange, patchouli, lavender or lemon.



ICED COFFEE NATURAL FRAGRANCE OIL

Think Starbucks sweet milky iced coffee...Mmmmm. Perfect for the coffee addict who's trying to cut back on the caffeine lol.



INDIAN SANDALWOOD NATURAL FRAGRANCE OIL

The classic scent of sandalwood. Top notes of jasmine greeting cedarwood and gardenia mid notes. A rich sandalwood and musk at the base resonates throughout the fragrance.



INTENSE VETIVER TYPE NATURAL FRAGRANCE OIL

Earthy and woody with top notes of Vetiver, Bergamot and Pepper.



JASMINE NATURAL FRAGRANCE OIL

Exotic Jasmine flowers with barley there base note of rose petals. Blends well with bergamot (citrus oils), cypress, sandalwood, lavender, rose, ylang-ylang.



JUNIPER BERRY NATURAL FRAGRANCE OIL

An energizing evergreen blend that reminds me of freshly cut Christmas trees and pine needles.



LEMON BLOSSOM NATURAL FRAGRANCE OIL

A zesty, green herbaceous delight. Wonderfully fresh, light and clean. Top notes of true lemon, lime, muguet. Finished with soft white, blossom floral notes.



LEMON VERBENA NATURAL FRAGRANCE OIL

Lemon Verbena is a wonderfully herbaceous blend, mixed with lemon and grapefruit tones. Refreshing tangy yet smooth.



MADMOISELLE TYPE NATURAL FRAGRANCE OIL

A Citrus Floral scent. Based on Orange, Jasmine, Patchouli, Opoponax & Tonka Bean.



PASSION FRUIT SINGLE NOTE NATURAL FRAGRANCE OIL

Unique sweet and fruity. One of the most juicy most succulent fruits EVER!!! A strong tropical paradise vibe that blends well with Mango, Coconut, Pineapple & Banana.



PINK PEONY NATURAL FRAGRANCE OIL

Beautiful is an understatement. This scent is so heavenly. Romantic, powdery, floral notes that remind me of my grandmothers garden.



STRAWBERRY NATURAL FRAGRANCE OIL

Sun ripened, juicy strawberry with subtle notes of apple, grape and jasmine.



THE ONE TYPE NATURAL FRAGRANCE OIL

Luxurious, Sensual, Romantic. A floral blend of marigold, orange blossoms, and citrus, finished with base notes of carnation, vanilla and musk.



TUSCAN CYPRESS NATURAL FRAGRANCE OIL

Intense Green pine notes with underlying sweet, evergreen resins.



TUSCAN LEATHER TYPE NATURAL FRAGRANCE OIL

Strong animalistic – ultra sexy earth tones finished with night blooming Jasmine and sultry black suede.



VANILLA NATURAL FRAGRANCE OIL

A classic and creamy Vanilla. Rich, warm, and intoxicating.



VINTAGE GARDENIA NATURAL FRAGRANCE OIL

New and improved! Floral - oriental woody spice. Tuberose and gardenia top notes, mid notes of sandalwood and incense finished with oriental base notes of cardamom and myrrh.



SWEET ORANGE & PATCHOULI FRAGRANCE OIL

Delicious sweet orange top notes blended with oakmoss, violet, and cedarwood. Underpinned with heady Patchouli notes.



WATERMELON NATURAL FRAGRANCE OIL

A fresh, ripe, juicy watermelon fragrance, that takes you immediately to long hot summer days. Sweet peach, vanilla and powder base notes.



WOOD SPICE COLONGE NATURAL FRAGRANCE OIL

Masculine spicy wood notes blended with nutmeg, lemon, orange, star anise in a base of benzoin, vanilla, tonka bean and musk. Very Blokey.



WOOD-SMOKE NATURAL FRAGRANCE OIL

Ashy, earthy, slightly salty, soothing burnt wood smell. Reminiscent of summer bonfires on the beach.



WOODLANDS & RAINFOREST NATURAL FRAGRANCE OIL

Intense woody, mossy and earthy with a rainforests freshness.

Fragrance Oils

Our fragrance oils are suitable for cosmetics, soaps, candles, diffusers and bath bombs. They are skin safe at 2-3%.

PHTHALATE FREE





ADORE YOU - (NEROLI, PATCHOULI & VANILLA) FRAGRANCE OIL

Floral neroli is for flirtation, blended with patchouli and comforting vanilla notes.



AMAZONIAN COPAIBA FRAGRANCE OIL

An essential oil duplicate of the Brazilian Copaiba balsam found in the rain forests. A medium strength sweet but woody, slightly earthy, slightly balsamic aroma.



AMBER ABSOLUTE FRAGRANCE OIL

Luxurious, cosy rich and welcoming. Spicy oriental top notes, dropping into woody mid notes of sandalwood rosewood and a creamy base of vanilla and dark chocolate.



AMERICAN ROSEWOOD SINGLE NOTE FRAGRANCE OIL

American Rosewood has a fresh bark, slightly floral, rose-like scent, that blends well with Orange, Bergamot, Neroli, Lime, Lemon, Grapefruit, Lavender, Jasmine and Rose.



ASIAN AMBER FRAGRANCE OIL

Extensively used in perfumery to add warmth and sophistication, rich amber fragrance oil creates a memorable complex, and a luxurious, sensual fragrance.



BAKED CUSTARD TART FRAGRANCE OIL

Best eaten, straight out of the oven... Mmmmm freshly baked custard tart. Double thick cream baked custard in sweet shortcrust pastry. This is a died and gone to heaven dessert scent that will have you coming back for more.



BALSAM FIR SINGLE NOTE FRAGRANCE OIL



BAMBOO SINGLE NOTE FRAGRANCE OIL

Fresh Green scent with clean ozone notes.



BANANA PASSIONFRUIT FRAGRANCE OIL

Creamy sweet Banana Passion fruit top notes, in a soft tropical fresh fruit base.



BANOFFEE PIE FRAGRANCE OIL

There are no words - Fresh banana top notes, dropping to mid notes of rich toffee and fresh whipped cream in a crumbly biscuit base.



BENZOIN RESIN SINGLE NOTE FRAGRANCE OIL

Benzoin is a musky spicy sweet fragrance, and is often used in the fragrance industry as a sweet warm bottom note to round out scents.



BENZOIN, SWEET ORANGE & VANILLA FRAGRANCE OIL

Sweet and oriental. Top notes of Benzoin Syrax. Mid notes of vanilla beans, with a touch of cinnamon. Base notes of ripened sweet oranges.



BERRIES & WHITE CHOCOLATE FRAGRANCE OIL

Opening notes of sweet tangy, sun ripened berries. Mid notes drizzled milky white chocolate finished with subtle vanilla bean.



BERRY BASKET FRAGRANCE OIL

Tart raspberry, sweet sun-kissed strawberry, juicy blueberries. Combine these delicious summer fruits with hints of blackberry, pineapple and citrus, and you've got a fragrance that's (almost!) good enough to eat. Carnation and musk base notes.



BLACK CARDAMOM SINGLE NOTE FRAGRANCE OIL

Intense, aromatic, spicy and luxurious. Blends well with Cinnamon, Vanilla's Ginger, Black Tea, Bergamot, Black Pepper, & Nutmeg, Orange Blossom, Tonka Bean & Mimosa Flowers



BLACK CHERRY SINGLE NOTE FRAGRANCE OIL

Mmmmm decadent rich black cherry.



BLACK JASMINE, TRUFFLE & LAVENDER FRAGRANCE OIL

Jasmine, Lavender, Incense, Black Truffle and spicy Star Anise make this a heady, exotic fragrance.



BLACK ORCHID SINGLE NOTE FRAGRANCE OIL

Gorgeous exotic, sensual floral's notes. Blend with Jasmine, Ylang Ylang, Black Currant and Citrus Notes, Pink Lotus, Fruity Notes and Spicy Essential Oils like Patchouli, Sandalwood, Dark Amber.



BLACK OUDH - LIQUID GOLD SINGLE NOTE FRAGRANCE OIL

Strong sweet, woody, oriental and smoky. This dark exotic essential oil replica is used extensively in the world of perfumery. Blends amazingly with other wood notes, patchouli rose and jasmine.



BLACK PLUM FRAGRANCE OIL

Succulent rich aroma's of juicy ripe plums. Blends well with blackcurrant and vanilla.



BLACK RASPBERRY & VANILLA FRAGRANCE OIL

Sweet raspberries and tart punchy blackberries blended with rich warm vanilla pod, and tonka bean. Finished with a hint of red currant. Truly amazing. Guaranteed to be a best seller.



BLACK RASPBERRY SINGLE NOTE FRAGRANCE OIL

Think sun-ripened, fragrant juicy black raspberries. Mmmmm sweet summer splendor with a little sour finish. A strong single scent fragrance, perfect for blending.



BLACK RUM SINGLE NOTE FRAGRANCE OIL

Dark spicy swarthy and aromatic. Black Rum is smooth blend of caramelized sugar cane, black molasses with gentle vanilla and oak tones.



BLACK TRUFFLE FRAGRANCE OIL

Sensual rich, creamy and earthy with an intensely hypnotizing exotic flower scent.

It's said when the aroma hits you, you simply forget everything around you.



BLACK VIOLET & OAKMOSS FRAGRANCE OIL

Strong floral tones of black violet, with notes of bergamot, finished with creamy vanilla beans and woody oakmoss notes.



BLACKBERRY & LIME FRAGRANCE OIL

Blackberry, plum, and pomegranate balanced with zingy citrus notes of mandarin, grapefruit, and lime.



BLACKBERRY & VANILLA APPLE PIE FRAGRANCE OIL

Oh me oh my – here’s one mouth-watering blast from the past? Blackberry and apple pie, with crunchy cinnamon sugar, served with vanilla bean ice-cream. Mmmmmmm...



BLACKBERRY SINGLE NOTE FRAGRANCE OIL



BLACKCURRANT FRAGRANCE OIL

Heady woody strong blackcurrant scent blends amazingly with Vanilla and Plum.



BLOOD ORANGE & GRAPEFRUIT FRAGRANCE OIL

Bright fresh delicious and so perfect for summer. Top notes of blood orange dropping into a citrus fusion of red, pink and white grapefruit, with soft base notes of yuzu and pineapple in a faint floral base of tropical steph-



BLUE IRIS FRAGRANCE OIL

A soft whimsical floral, reminiscent of grandmas garden in late spring. Perfect on its own or blend with violet notes to take your floral creations to another level.



BONITA BANANA FRAGRANCE OIL

Sweet ripe, fruity and true to life. This creamy banana fragrance oil is underpinned with soft tones of vanilla pod & tonka bean.



BOYSENBERRY SINGLE NOTE FRAGRANCE OIL

Super-juicy plump and luscious. Boysenberries are for me, the ultimate super berry. There is no other berry with this distinct rich, sweet- tart balance.



BRANDIED FRENCH PEAR FRAGRANCE OIL

For the serious Pear lover. Mouth-watering juicy Pears slow baked with Vanilla Bean seeds, Brown Sugar and a generous dash of Pear- infused Brandy.



BROWN SUGAR FRAGRANCE OIL

Unrefined brown sugar in all its glory...with warm sweet notes of black strap molasses, maple and vanillay undertones. Blend with anything to add caramel complexity and yumness!!! I have added this at 50% / 50% to ripe fig and it is amazing!!!



BUBBLEGUM FRAGRANCE OIL

Smells like FUN!!!! Bubblegum is a strong scent, that smells like juicy fruit with peachy strawberry fruity yummy notes. Takes me back to childhood and a mouth full of gob stopper lol This would be a great bubble bath, bath bomb scent :)



BUTTERSCOTCH FRAGRANCE OIL

Sweet, mouth-watering caramel toffee notes, smoothly blended with rich vanilla custard.



CANNABIS BUD FRAGRANCE OIL

Cannabis Bud is stronger and more earthy than Cannabis Flower. A deep penetrating, earthy concoction. Slightly floral, slightly spicy, intensely earthy but unmistakably Cannabis fragrance. You only need Google to find some outstanding soy candle



CARAMELIZED FIGS & BROWN SUGAR FRAGRANCE OIL

Rich, fruity and complex with nuances of peach passion fruit and coconut milk in a creamy vanilla bean base.



CARAMILK CHEESECAKE FRAGRANCE OIL

Mmmmm there are no words, lashings of milky cara-milk in a decadent cheesecake filling with a biscuity Vanilla finish.



CARNATION FRAGRANCE OIL

Rich warm, spicy oriental base notes make carnation, an avoidable component in perfumery. Carnation with its soft peppery, clove nuances blends with Clary Sage, Corriander, Grapefruit, Jasmine, Lavender, Patchouli Rose and Ylang Ylang.



CASABLANCA LILY FRAGRANCE OIL

Intoxically fragrant top notes of pure White Lily underpinned with soft honeysuckle and a subtle rose finish.



CHAMBORD, BLUE RASPBERRY LIQUEUR FRAGRANCE OIL

Ewwwweeee...If you love black raspberry and vanilla, this tops it hands down in the sweetness factor. Red and black raspberries, Madagascar vanilla, Moroccan citrus peel, with sweet honey and cognac notes. This is a fruit infusion on steroids!!!!



CHAMOMILE FRAGRANCE OIL

A subtle earthy floral scent that soothes the mind and body. Blends well with lavender at 50% / 50%



CHERIMOYA - SUBTROPICAL SUGAR APPLE FRAGRANCE OIL

Cheerful, fresh and fruity. Ripe subtropical Sugar Apple with soft Pineapple and Papaya notes on a smooth musk base.



CHOCOLATE BROWNIE FRAGRANCE OIL

Mmmmm think handfuls of milk and dark chocolate buttons, thrown into rich chocolate brownie batter. Then baked slowly until the whole house smells like mouthwatering chocolate. Heaven.



CHOCOLATE CACAO SINGLE NOTE FRAGRANCE OIL



CLASSIC SWEET PEA FRAGRANCE OIL

Fresh sweet and timeless, classic sweet pea is a single note fragrance that evokes all the memories of picking sweet peas in grandmas garden. This amazing floral scent is perfect alone or can be blended with either jasmine vanilla or musk to create light flirty summer notes.



CLASSIC VANILLA FRAGRANCE OIL

A classic and creamy Vanilla. Rich, warm, and intoxicating.



CLOVE BUD SINGLE NOTE FRAGRANCE OIL

Rich warm sweet and spicy. Blends with Basil, Bergamot, Cinnamon Bark, Clary Sage, Grapefruit, Lavender, Lemon, Orange, Peppermint, Rose, Rosemary, and Ylang



COCA COLA FRAGRANCE OIL

Coke is it ..Co..ca ..co..la is it! Who doesn't love the iconic fizzing Coca Cola scent, just like the adds say " it's a smell that simply creates happiness".



COCOA BEAN RASPBERRY AND PATCHOULI FRAGRANCE OIL

Rich Warm chocolaty top notes with a hint of raspberry dropping into floral mid notes of violets and hyacinth in a woody heart of patchouli.



COCONUT & ELDERFLOWER FRAGRANCE OIL

Top notes of smooth caramel and roasted coconut with soft mid notes of elderflower in a citrus and pineapple base.



COCONUT AND LEMONGRASS FRAGRANCE OIL

A zesty fresh, uplifting scent that is both energetic yet calming with the creamy coconut base.



COCONUT AND PINEAPPLE PUNCH FRAGRANCE OIL

Tropical, sweet and mouth-watering. Top notes of ripe Pineapple and creamy Coconut dropping into mid notes of Tangerine, White Rum, in a soft base of Banana and Mandarin.



COCONUT CREAM FRAGRANCE OIL

Mouth-watering coconut, with creamy, rich, tropical tones. This is by far my most favourite coconut fragrance. Mmmmm...



COCONUT SINGLE NOTE FRAGRANCE OIL



COOKIE DOUGH FRAGRANCE OIL

Freshly baked, classic chocolate chip cookies perfect with a glass of milk.



CRANBERRY ICE FRAGRANCE OIL

Tart, crisp cranberry top notes in a luscious blend of spiced apples, underpinned with base notes of orange and lemon peel.



CRANBERRY SINGLE NOTE FRAGRANCE OIL

Sweet sugary with a tart finish. Blends well with Mandarin and Blood Orange.



CREAMY PAPAYA FRAGRANCE OIL

A fruity combination of juicy papaya, pineapple, vine-ripened passion fruit and golden peaches, all tied together in a creamy coconut base.



CREME BRULEE FRAGRANCE OIL

Sublime, ridiculously rich and sooo moreish. Crack the torched caramel to expose rich buttery smooth, vanilla bean custard. Simply Irresistible.



CUBAN TOBACCO SINGLE NOTE FRAGRANCE OIL

Create and blend using Cuban Tobacco. A unique blend of earthy rich tobacco leaves.



DAMASK ROSE SINGLE NOTE FRAGRANCE OIL

A strong distinctive, heavy old world rose scent. This concentrated scent is for true rose lovers. No soapy smell here folks, just pure unadulterated rosiness :)



DARK CHOCOLATE MERINGUE & RASPBERRY FRAGRANCE OIL

Bold, bittersweet dark chocolate top notes, dropping into mid notes of creamy toasted meringue, balanced with punchy raspberry coulis.



DAYTURA - ANGELS TRUMPETS FRAGRANCE OIL

An intoxicating super-fragrant floral, so intense, so distinctive it will stop you in your tracks.



DRAGON FRUIT BANANA SORBET FRAGRANCE OIL

Sweet tropical, creamy and amazing!!!!!!



DRAGON'S BLOOD FRAGRANCE OIL

A warming sultry, sweet spicy floral-citrus blend with an earthy patchouli base. Top notes of orange rind, ruby grapefruit, and rosewood. Middle notes of sweet dragon fruit, vanilla pod, and amber in a base of earthy clove, pimento, and patchouli.



DUTCH TULIPS SINGLE NOTE FRAGRANCE OIL

Tulip Single Note – Tip toe through the tulips, a sweet fresh floral with soft green tones. Very true to the nature scent. Blend with Rosewood, Sage, Lotus, Jasmine, Gardenia, Clove and Citrus Type fragrances.



EARL GREY TEA FRAGRANCE OIL

Earthy, spicy, smooth and delicious, completed with fresh clean notes of citrus bergamot.



ELDERFLOWER SINGLE NOTE FRAGRANCE OIL

The penultimate alpine flower. Distinctive floral, creamy and 'summery' with grassy lemony tones. Blends well with Blackberry Gooseberry Citrus Notes, Coconut and Vanilla's.



ESPRESSO SINGLE NOTE FRAGRANCE OIL

Strong freshly roasted Arabic coffee beans. Mmmm. I have blended this 70% 30% with Cacao...truly amazing.



EUCALYPTUS CITRIODORA SINGLE NOTE FRAGRANCE OIL

Commonly referred to as Lemon Eucalyptus. Its fresh lemony aroma is uplifting and cleansing.



FAIRY BREAD FRAGRANCE OIL

Super sweet candied fairy bread that takes you right back to kindy parties.



FERRERO ROCHER FRAGRANCE OIL

Milk chocolate praline, and toasted hazelnut decadence... Mmmmm one ferrero rocher is never enough.



FRANGIPANI SINGLE NOTE FRAGRANCE OIL

Nothing evokes that tropical feeling quite like frangipani. Soft, fruity, peachy, and creamy on the canvas of the soft gardenia-like aroma.



FRANKINCENSE FRAGRANCE OIL

Mysteriously rich, woody earth tones with a subtle base of camphor and musk.



FREESIA BLOOMS FRAGRANCE OIL

O.K. O.K I couldn't help myself, I had to get this amazing fragrance made to get me through the winter months. I love spring and all the smells that come with it, but Freesia Blooms, my favorite spring flowers ever.



FRENCH LAVENDER SINGLE NOTE FRAGRANCE OIL

Sweet and floral with fresh herbaceous undertones. Blends well with CHAMOMILE at 50% - 50% and rosemary.



FRENCH PEAR FRAGRANCE OIL

Sophisticated rich & creamy. Juicy tree-ripened pears, slow baked with grated cinnamon quills, brown sugar and vanilla pods.



FRENCH VANILLA FRAGRANCE OIL

A deep, rich, full-flavoured vanilla. Strong creamy nuances of coconut.



FRESH GINGER SINGLE NOTE FRAGRANCE OIL

A stunning fresh ginger scent reminiscent of freshly grated root ginger. Amazing with lemongrass.



FRESH GRASS SINGLE NOTE FRAGRANCE OIL

Think freshly mown grass. Bright green and lively, with light earth tones. A great addition when your looking to achieve green notes.



FRESH LINEN FRAGRANCE OIL

Fresh, floral notes of lilac and jasmine mellow into an amber musk and violet-leaf base. Reminiscent of sunshine and freshly laundered linen.



FRESH RAIN FRAGRANCE OIL

Fresh and clean and ozoney. A standout unisex fragrance, that will have you reminiscing of puddle jumping, rainbows, and sun showers.



FRESH SNOWFALL FRAGRANCE OIL

With soft floral base notes of New Zealand's winter blooms. Top notes of freshly fallen snow, clean floral mid notes of Iceland poppies, violets and sweet peas in a soft musky base.



FRESHLY BAKED RED VELVET CAKE FRAGRANCE OIL

Mmmmm, Indulgent cakey sweet and creamy. A mouthwatering blend of dark chocolate, strawberry syrup, red current, tonka bean and vanilla cream.



GARDENIA & PINK MUSK FRAGRANCE OIL

Hypnotising floral top notes of winter gardenia, with mid notes of Pink musk, Vanilla and juniper berries finished in a soft floral base of ylang ylang and rose.



GARDENIA SINGLE NOTE FRAGRANCE OIL

Powerful, sweet, white floral scent. Reminiscent of summer evenings.



GARDENIA, BERGAMOT & MUSK FRAGRANCE OIL

A rich floral bouquet of Gardenia and Magnolia top notes with mid notes of Mandarin, Bergamot and Ylang Ylang in a musky Vanilla base.



GARDENIAS & VIOLETS FRAGRANCE OIL

Clean top notes of fresh gardenias, underpinned with a bouquet of violets in a soft green base.



GOATS MILK FRAGRANCE OIL

Sweet creamy and light. This delicate milky fragrance has soft comforting soothing notes.



GOLDEN QUEEN PEACH SINGLE NOTE FRAGRANCE OIL

Bright summery and fruity, fresh picked peaches. Reminds me of time spent on an orchard as a kid. Create and blend with Ginger, Vanilla's and Berries, like Raspberries or Blueberries.



GOLDEN SYRUP STEAMED PUDDING FRAGRANCE OIL

Just like grandma used to make. Traditional golden syrup steamed pudding – rich golden syrup butterscotch and caramel notes balanced with a soft sweet bread pudding base.



GOOEY PECAN SINGLE NOTE FRAGRANCE OIL

There is nothing like it on earth... gooeey delicious, slow baked nutty," Pecans" Create and blend with Caramel, Cinnamon, Vanillas & Raspberries. Mmmmm mmm



GOOSEBERRY SINGLE NOTE FRAGRANCE OIL

Lip pursing tart. Fruity clean green notes. Blends well with dessert-inspired and fruit inspired fragrances like Lemon, Red & Black currant, Lychee, Elderflower, Ginger, Bitter Orange & Chocolate. Amazing blended with Creamy spicy notes of Caramel, Cinnamon, Tonka bean, Nutmeg Neroli & Vanilla Pod.



GRANDMA'S SHORTBREAD FRAGRANCE OIL

Attention Foodies!!! Imagine sweet, fresh baked buttery shortbread. Mmmmm....



GRAPEFRUIT SINGLE NOTE FRAGRANCE OIL

Create and blend using Grapefruit fragrance oil. This essential oil replica is very true to original.



GRAPEFRUIT, MANGO, AND PASSIONFRUIT FRAGRANCE OIL

Punchy Grapefruit top notes, mid notes drop down to a tropical creamy fusion of Mango, Passionfruit, and Pineapple. Summer deliciousness.



GRECIAN BAY LEAF SINGLE NOTE FRAGRANCE OIL

Grecian Bay Leaf has a distinctive, strong spicy, herbaceous top notes with a slightly floral finish. Blends amazingly with Eucalyptus, Lavender, Geranium, Rosemary, Pine, Lemongrass, Citrus Scents and Compliments the Masculine Fragrances adding depth and complexity.



GREEN APPLE FRAGRANCE OIL

Crisp granny smith apples, blended with citrus and soft peach creating a fruity floral tone. With a soft musk undertone.



GREEN IVY FRAGRANCE OIL

Cool green leafy notes, with a slightly spicy aspect, very refreshing in a blend. I have used this when wanting to enhance my floral notes making them more true to nature.



GUAVA LYCHEE SORBET FRAGRANCE OIL

Tropical guava nectar layered with sweet lychee, finished with papaya and mango notes. Delicious.



GUAVA SINGLE NOTE FRAGRANCE OIL

A perfect tropical blend. Smells so good, you'll think it's edible.



GUAVA, COCONUT & FRANGIPANI FRAGRANCE OIL

Fruity, top notes of sun ripened guava, dropping into mid notes of creamy coconut underpinned with tropical frangipani and black orchid.



HIBISCUS SINGLE NOTE FRAGRANCE OIL



HINOKI CYPRESS & LILY FRAGRANCE OIL

Soft green top notes of Japanese cypress, dropping into mid notes of balsam fir, underpinned with White Lily.



HONEY & CINNAMON FRAGRANCE OIL

Smooth sweet and creamy. This winning combination of bush honey and cinnamon quills is rich luxurious and oh so satisfying.



HONEYCOMB FRAGRANCE OIL

A creamy blend of fragrant honey underpinned with a warm waxy base of beeswax. Perfect when blended with lavender.



HOT APPLE PIE FRAGRANCE OIL

Apple, cinnamon, and clove finished with a dash of bread pudding.



HYACINTH SINGLE NOTE FRAGRANCE OIL

Intensely floral and heady. Absolutely THE best true to life hyacinth flower fragrance! Your nose will be on overload, this fragrance oil will have you searching the house, looking for the real thing.



ICED BLUEBERRY FRAGRANCE OIL

Mmmm who doesn't love blueberries and vanilla bean ice cream?

Top notes of delectable fresh blueberries, mellow sweet with a faint citrus finish, in creamy vanilla pod base.



INCENSE & AMBER FRAGRANCE OIL

Incense & Amber – thick smoky incense curls, blended with fragrant pepper spices, leather and sensual suede on a bed of ambered sandalwood and green cedar. A knock out winter fragrance!



INVIGORATING SPEARMINT SINGLE NOTE FRAGRANCE OIL

Mmmm... Stunning crisp fresh spearmint. Simple elegance.



ISLAND ESCAPE FRAGRANCE OIL

The tropical getaway when you just can't get away. A sun-kissed, undeniably succulent summer scent. Toasted Coconut & Starfruit with soft sweet notes of Passion fruit, Guava, and Mango.



ITALIAN LEATHER SINGLE NOTE FRAGRANCE OIL

Warm and enveloping, this rich leather fragrance reeks of style refinement and expense.

Create and blend with Damask Rose, Tobacco, Lavender Vanilla and Chamomile



DRAGON FRUIT BANANA SORBET FRAGRANCE OIL

Sweet tropical, creamy and amazing!!!!!!



ITALIAN MARMALADE SINGLE NOTE FRAGRANCE OIL

Bittersweet aromatic, utterly orangey Italian style marmalade with intense lemon zest notes. Blends well with Dark Chocolate, Alcohol inspired fragrances and sweet creamy vanilla's.



JACK'S TENNESSEE WHISKEY SINGLE NOTE FRAGRANCE OIL

True to life intoxicating and fierce, an unrefined blend of corn, rye, and barley. Create and blend with Espresso Coffee, Dark Chocolate, Goey Pecan, Leather and Tobacco fragrance oil.



JAFFA FRAGRANCE OIL

A kiwi classic – An uplifting orangey smell in a creamy milk chocolate base. Reminds me of going to the movies as a kid lol...



JAPANESE HONEYSUCKLE FRAGRANCE OIL



JASMINE FRAGRANCE OIL

Exotic Jasmine flowers with barley there base note of rose petals. Blends well with bergamot (citrus oils), cypress, sandalwood, lavender, rose, ylang-ylang.



JUICY APRICOT FRAGRANCE OIL

A true to life juicy, sun-kissed apricot fragrance that takes you straight back to long warm, summer days.



JUICY MANGO FRAGRANCE OIL

Sweet, tropical mango. With notes of pineapple, grapefruit, plumeria and peach. Base notes of fresh coconut cream.



JUNIPER BERRY FRAGRANCE OIL

An energizing evergreen blend that reminds me of freshly cut Christmas trees and pine needles.



JUST DAFFODIL FRAGRANCE OIL

Oh my SPRING is in the air!!! Nothing says spring like a field full of fresh daffodils, new born lambs and blossoms. This daffodil fragrance oil will have you searching your home looking for a vase full of freshly picked daffodils.



KENTUCKY BOURBON SINGLE NOTE FRAGRANCE OIL

Dignified dark molasses notes, balanced with sweet smooth earthy barley and malted rye.



KISS IT BETTER FRAGRANCE OIL

A milk Chocolate, berry extravaganza finished with sensual Tonka beans.



KIWI PAVLOVA FRAGRANCE OIL

Kiwi Pavlova – Sugary crispy meringue with rich creamy, sweet marshmallow-ee, vanilla pod tones.



L'OCCITANE LEMON VERBENA TYPE FRAGRANCE OIL

Fresh sparkling citrus notes of lemon bergamot and lime infused with clean lemon verbena tones.



LEMON CHEESECAKE FRAGRANCE OIL

Mouth watering with all the ingredients of a homemade lemon cheesecake, like its crunchy biscuit base, creamy sweet cheese filling, and zingy lemon rind finish.



LEMON MERINGUE FRAGRANCE OIL

Mouth-watering lemon zest blended with creamy vanilla biscuit crumbs and a hint of freshly grated coconut.



LEMON MYRTLE FRAGRANCE OIL

Distinctive and fresh, almost sharp lemony top notes with soft citrus mid notes. This scent is an Australian Icon :)



LEMON PEEL FRAGRANCE OIL

Sliced, white fleshy lemon rind, with zesty clean fresh lemony notes!!!



LEMON SYRUP CAKE FRAGRANCE OIL

Zesty top lemon notes, with mid notes of buttery cake and lemon peel in a sweet sugared base.



LEMON VERBENA FRAGRANCE OIL

Lemon Verbena is a wonderfully herbaceous blend, mixed with lemon and grapefruit tones. Refreshing tangy yet smooth.



LEMONADE FRAGRANCE OIL

Very true to the sparkly lemony, effervescent tones of "SPRITE" lemonade. Bubbly top notes drop into a sweet soft lemonade finish. I'm thinking to blend this with either raspberry or watermelon to create some summer stunners!



LEMONGRASS & GINGER FRAGRANCE OIL

Eastern inspired Lemongrass and freshly cut ginger, with subtle base notes of Asian amber.



LEMONGRASS AND PERSIAN LIME FRAGRANCE OIL

Fresh cut Lemongrass with zesty Lime top notes, soft floral mid notes of Honeysuckle Jasmine and Rosewood finished with sweet base notes of Vanilla bean and Lemon peel.



LEMONGRASS MINT AND GINGER FRAGRANCE OIL

Fresh zesty lemongrass top notes, dropping into freshly crushed mint leaves drizzled with sweet sugary ginger syrup.



LIME & COCONUT FRAGRANCE OIL

Creamy coconut with zesty fresh lime to invigorate the senses. A year round best seller, think summer, sun, fun, and tropical getaways.



LIME BLOSSOM (LINDEN BLOSSOM) FRAGRANCE OIL

A clean soft floral fragrance with depth and substance. Used extensively in perfume making. A favourite in the Jo Malone Perfume Collection.



LIME LAVENDER & EBONY FRAGRANCE OIL

Fresh Tuscan Lime top notes, dropping into mid notes of French Lavender in a woody base of Black ebony.



LIME SINGLE NOTE FRAGRANCE OIL

A citrus bouquet of lime, kumquat, grapefruit and soft lemon tones.



LYCHEE & BLACK TEA FRAGRANCE OIL

Exotic sweet and complex. Top notes of exotic Lychee fruit, mid notes of Black Tea leaves with a twist of Bergamot. Finished with creamy Vanilla base note. Outstanding.



LYCHEE AND COCONUT FRAGRANCE OIL

Sultry tropical and fruity. Creamy slow baked, coconut top notes dropping into sweet sun ripened lychee, in a soft base of dragon fruit with a hint of banana.



LYCHEE SINGLE NOTE FRAGRANCE OIL

Juicy watery, delicately rosy and temperately sweet. Sweet, subtle and refined with mild vanillin tones.



MAKASSAR EBONY PEACH & MUSK FRAGRANCE OIL

Familiar and comforting. Refreshingly peachy with soft mid notes of white musk and vanilla, underpinned with an earthy woody Makassar Ebony.



MANDARIN & CORIANDER FRAGRANCE OIL

Sweet and citrusy top notes, dropping into spicy pink pepper mid notes in a green base of fresh coriander.



MANGO PAPAYA FRAGRANCE OIL

Strong heady tropical aromas, underpinned with creamy coconut and hint of melon.



MANUKA BEESWAX FRAGRANCE OIL

A natural sweet waxy honey smell. Blends amazingly with french lavender and other essential oil blends.



MANUKA HONEY FRAGRANCE OIL

Sweet sultry creamy honey blended with soft milk and vanilla bean undertones.



MARSHMALLOW SUGAR FRAGRANCE OIL

Smells Like Pillowy White, Melted Marshmallow Cream, Dusted with Vanilla Sugar. Sweetness Overload.



MILK CHOCOLATE FRAGRANCE OIL

Delicious and mouthwatering. This true to life rich smooth and creamy milk chocolate will have any chocolate lover truly satisfied. Base notes of sweet honey, and creamy vanilla.



MOCACCINO FRAGRANCE OIL

Strong dark Arabian coffee beans, ground and freshly brewed with chocolate syrup and dustings of chocolate topping.



MOJITO FRAGRANCE OIL

Sweet and sour, minty, lime-y tang! Smooth, crisp and refreshing. Fresh earthy mint leaves muddled with tart lime juice, balanced with raw sugar dark rum and soda.



MOLTEN LAVA CAKE FRAGRANCE OIL

Warm rich, dark chocolate cake with an oozy gooey lava like filling.



MONKEY FARTS FRAGRANCE OIL

A tropical blend of sweet berries, mango, passion fruit, guava, pineapple, grapefruit, mandarin, and star fruit, blended with a hint of sweet, creamy vanilla.



MULLED WINE FRAGRANCE OIL

Warm spicy, and comforting. Mulled Wine is a celebration of traditional festive spices and simply smells like Christmas! This Christmas fragrance is bursting with cinnamon clove and rich fruity berry notes, with a full red wine finish.



MYRRH SINGLE NOTE FRAGRANCE OIL

Apple, cinnamon, and clove finished with a dash of bread pudding.



NAG CHAMPA FRAGRANCE OIL

Think Indian incense. Sweet, slightly woody, warm, and calming. This aromatic blend of resins, gums spices, flowers and oils will take you to your sweet spot during meditation and spiritual work.



NARCISSUS FRAGRANCE OIL

Intoxicating floral top notes of Narcissus, mid notes of Hyacinth, Jasmine, Bergamot and Lavender in a base of Patchouli, Pink Musk and soft Tonka bean.



NEROLI AND VANILLA FRAGRANCE OIL

Simply soft, sweet, and beautiful. Honeyed orange blossoms in a soft vanilla base.



NEROLI SINGLE NOTE FRAGRANCE OIL

Neroli is sweet, overtly floral and quite orange. It's one of my most favourite essential oils ever. It's widely used in perfumery because it's simply stunning.



NIGHT BLOOMING TUBE ROSE SINGLE NOTE FRAGRANCE OIL

Heady, white sweet and floral. Tube Rose is a big player in the world of perfumery and for good reason. It's elegant feminine and sexy.



NIKAU PALM SINGLE NOTE FRAGRANCE OIL

A bouquet of lush, green notes with a fresh clean ozoney finish. Blends well with tropical type fragrances, Tiare flower, Coconut & Plumeria.



NUTMEG & CLOVE FRAGRANCE OIL

A wonderful spicy blend of cinnamon and clove, finished with smooth sweet creamy nutmeg.



OAKMOSS SINGLE NOTE FRAGRANCE OIL

Woody slightly spicy with Green earth notes.



OATMEAL, MILK & HONEY FRAGRANCE OIL

Wholesome sweet and toasty. The warmth and comfort this fragrance oozes takes me back to my childhood, washing hands with grandma's special - lumpy soap :)



OH BABY BABY! FRAGRANCE OIL

This delicate fragrance is a kiwi classic. Everyone knows the sweet, clean memorable smell of Johnson's & Johnson's Baby Powder. Top notes of clean ozone and citrus. Middle notes of lilac, and subtle rose. Comforting woody notes finished with



ORANGE CINNAMON & CLOVE FRAGRANCE OIL

Top notes of warm spicy cinnamon, clove, and musk, in a heart of juicy sweet orange, rounded out with vanilla bean and brown sugar.



ORANGE CINNAMON FRAGRANCE OIL

Clean clear orange with mellow cinnamon, Nutmeg and almond undertones.



ORIENTAL LILY SINGLE NOTE FRAGRANCE OIL

Aromatically fragrant and sweet Oriental Lily is a stunning single note fragrance oil that can stand easily on it's own or blend with Patchouli Musk, Jasmine, Green tea, Orange Blossom, Woodsy Notes, Amber's and Ginger.



PASSION FRUIT SINGLE NOTE FRAGRANCE OIL

Unique sweet and fruity. One of the most juicy most succulent fruits EVER!!! A strong tropical paradise vibe that blends well with Mango, Coconut, Pineapple & Banana.



PASSIONFLOWER FRAGRANCE OIL

Sweet heady floral tones finished with seductive tropical tones.



PATCHOULI SINGLE NOTE FRAGRANCE OIL

Think incense, Musky, smoky and earthy. Blends well with woody oils like sandalwood, rosewood and cedarwood. Citrus oils and floral blends like geranium, lavender, rose, neroli and ylang ylang.



PEONIES & TEA ROSE FRAGRANCE OIL

A stunning floral bouquet of blooming peonies and fragrant tea rose underpinned with soft vanilla absolute notes.



PEPPERMINT FLUFF FRAGRANCE OIL

Soft marshmallow and peppermint top notes dropping into mid notes of Boysenberry, Apricot and Strawberry in a sweet creamy base of Tonka bean and Vanilla cream.



PEPPERMINT NOIR FRAGRANCE OIL

A Christmas classic. Fresh notes of Peppermint, blended with smooth vanilla syrup finished with rich dark aromatic chocolate... Mmmmm...



PEPPERMINT SINGLE NOTE FRAGRANCE OIL

Soothing Minty and Aromatic, Peppermint Essential Oil Replica blends well with Oregano, Marjoram, Cypress, Eucalyptus, Geranium, Grapefruit, Juniper Berry, Lavender, Lemon,



PIÑA COLADA FRAGRANCE OIL

If you like Piña Coladas, getting caught in the rain, if you're not into yoga, if you have half a brain you'll love this tropical scentsation.



PINEAPPLE LUMPS FRAGRANCE OIL

You can't get anymore Kiwi than this iconic fragrance. True love is the only way to describe the smell of this chocolate coated Pineapple lump scentsation!



PINK HIMALAYAN SALT FRAGRANCE OIL

A soothing and relaxing ambient scent, that's said to recreate negative ions found in nature, created by lightning storms, sunlight, waterfalls, and ocean waves. Blends well with French lavender & essential oils.



PINK PEONY FRAGRANCE OIL

Beautiful is an understatement. This scent is so heavenly.

Romantic, powdery, floral notes that remind me of my grandmothers garden.



PINK PEPPERCORNS SINGLE NOTE FRAGRANCE OIL

Exotic, aromatic pink pepper is sweet, spicy soft and fruity. Pink Peppercorns blends amazingly with floral's like lavender, rose geranium, rose and violet and fruits like plum and pomegranate.



PLUMERIA SINGLE NOTE FRAGRANCE OIL

Intoxicating and unforgettable, sweet tropical Plumeria, with its soft jasmine, peachy citrusy floral notes, balanced with subtle green fruity notes.



POACHED PEAR & CINNAMON FRAGRANCE OIL

Sugary poached Pear with mid notes of Cinnamon, Clove and Star Anise in sweet Vanilla sugar base.



POMEGRANATE FRAGRANCE OIL

Fresh fruity mouthwatering pomegranate with top notes of fresh floral, pomegranate, grape, citrus, sweet strawberry and muguet.



POMEGRANATE MANGO FRAGRANCE OIL

Fresh juicy fragrant pomegranate's blended with creamy intoxicatingly tropical mango make this blend one of our all year round best sellers.



POMEGRANATE SORBET FRAGRANCE OIL

Punchy playful addictive and quirky. Juicy ripe Pomegranate, Blackcurrants and Plums infused with playful citrus notes of Orange, Grapefruit and Lime in a soft Vanilla base create a delectable explosion of sweet versus



POMELO - RUBY RED GRAPEFRUIT FRAGRANCE OIL

Fresh bright, zippy and clean "Just Pomelo" is the ultimate citrus lovers delight.



POMELO SHERBET BOMB FRAGRANCE OIL

Fresh ripe, ruby red, grapefruit top notes dropping into a soft sweet-sour sherbet base.



RAMBLING, TEA ROSE FRAGRANCE OIL

A classically beautiful vintage rose fragrance. Soft subtle rambling tea rose notes, with a hint of fresh green leaves.



RASPBERRY & RHUBARB FRAGRANCE OIL

Smooth, tart and satisfying. A delicious blend of fresh, succulent raspberries, tart cranberries, red currants and garden rhubarb. Sweetened and softened with cinnamon sugar and vanilla pod.



RASPBERRY MARSHMALLOW FRAGRANCE OIL

Tangy, sun-ripened Raspberries and Blackberries, offset with homemade Marshmallow fluff.



RED CURRANT SINGLE NOTE FRAGRANCE OIL

A berry impressive sweet tart, strong scent. One of my favourite's of all time.



RED CURRANT SORBET FRAGRANCE OIL

Juicy sweet, sun-ripened red currants, blended with tart black raspberries finished with a creamy rich vanilla bean.



RED HIBISCUS FRAGRANCE OIL

Delightful, fresh floral Hibiscus, infused with plumeria, green palm leaves, and soft tonka bean notes.



RED MANDARIN SINGLE NOTE FRAGRANCE OIL

Red Mandarin, an uncomplicated cheering citrus scent with a soft neroli-like finish.



RHUBARB & ROSE SYRUP FRAGRANCE OIL

Sweet versus tart, Fruity rhubarb top notes dropping into mid notes of sticky lemon syrup balanced in a soft rose water base.



RHUBARB & STRAWBERRY FRAGRANCE OIL

The perfect balance of sweet and sour. Sweet fresh strawberries mixed with tart rhubarb and just a pinch of marsh mellow sugar.



RICH CARAMEL SINGLE NOTE FRAGRANCE OIL

Indulge in rich mouth-watering creamy Caramel. A strong single scent fragrance, perfect for blending.



RIPE FIG SINGLE NOTE FRAGRANCE OIL

Sweet ripe fruity fig with a rich brown sugar finish.



ROSE GERANIUM SINGLE NOTE FRAGRANCE OIL

Sweet and rosy with a barely noticeable mint overtone. A great copy of the pricey original essential oil.



ROSE TRIO FRAGRANCE OIL

Pure, clean, Egyptian rose top notes dropping into citrusy rose geranium mid notes, underpinned with a soft rosewood and Tonka bean notes.



ROSE VETIVER & GERANIUM FRAGRANCE OIL

Floral top notes of Damask Rose, with warm woody mid notes of vetiver in a base of green geranium leaf.



ROSEWOOD, TONKA & BEESWA FRAGRANCE OIL

A unique scent with complex notes of Tart Green Apple, rosewood and spicy Cinnamon bark. Softened with creamy Tonka Bean and Beeswax.



SALTED CARAMEL AND CHOCOLATE FRAGRANCE OIL

Creamy rich caramelised butterscotch with mid notes of rock salt in a base of dark chocolate and vanilla pod.



SALTED CARAMEL AND PECAN FRAGRANCE OIL

Rich caramel top notes, dropping into mid notes of sweet candied pecan in base of crushed sea salt.



SALTY SALT SINGLE NOTE FRAGRANCE OIL

Salty Salt think big waves and a sea spray. This single note sea salt fragrance oil blends amazingly with many of the food type fragrance oils.



SHEA AND LAVENDER FRAGRANCE OIL

A soft fragrance of creamy shea butter balanced perfectly with French lavender.



SHERBET FIZZ BOMB FRAGRANCE OIL

A fizzy sweet-sour powdery candy-like scent, that takes you back to your childhood. Blends amazing with fruits and berries.



SICILIAN BERGAMOT SINGLE NOTE FRAGRANCE OIL

Spicy sweet, lemony and floral. Prized in perfumery and aromatherapy for its ability to produce pleasing, complex scents.



SICILIAN BLOOD ORANGE FRAGRANCE OIL

Sweet juicy Sicilian blood orange, infused with subtle floral notes of Jasmine, lily, and orange blossom.



SMOKER'S LOLLIES FRAGRANCE OIL

Almost every kiwi's Childhood memories, contain mouthfuls of either Macey's smokers or pursed lips from fake smoking spaceman sticks. Musky sweet top notes with a mid-notes of spiced aniseed and clove in a sweet sugary base.



SOUR RASPBERRY FRAGRANCE OIL

Think super sour red raspberry lollies, it's got all the hallmarks of a best seller. Top notes Zingy sour raspberry, dropping into mid notes of Black Raspberry, Rhubarb and Zesty lemon, underpinned with sweet sherbet.



SPICY BLACK PEPPERCORN FRAGRANCE OIL

Warm, spicy and peppery with a hint of musk. This an essential oil replica that will surprise and delight the nose.



SPICY CUMIN SINGLE NOTE FRAGRANCE OIL

Deep, earthy peppery Cumin. This pungent spicy essential oil duplicate is a real crowd pleaser. Blends well with Lavender, Peppermint, Cedar-wood and Saffron.



SPIDER FRAGRANCE OIL

A childhood classic the world over, Top notes of coca cola dropping into sparkling mid notes finished with creamy vanilla ice.



STARFRUIT SINGLE NOTE FRAGRANCE OIL

Fabulous sweet creamy and exotic. This knock out starfruit scent is deliciously addictive right to the very end.



STEPHANOTIS FRAGRANCE OIL

Madagascar Jasmine. Intensely fragrant, this stunning flower hails from the jasmine family, but has a slightly creamy soft tropical finish. Sometimes referred to as the wedding flower as many brides have this in their bouquet.



STRAIGHT SANDALWOOD SINGLE NOTE FRAGRANCE OIL

Sandalwood known for it's woody, sweet masculine smell. Frequently used in incense, perfumes, cosmetics, and aftershave. This is a single note fragrance oil, with no top, mid or base notes.



STRAWBERRIES & CREAM FRAGRANCE OIL

Sweet smooth and creamy. Makes me think of one of those strawberry farms where you pick fresh strawberries and they blend it with smooth vanilla ice cream and pump it into a waffle cone. #Heaven in a cone #Kiwi summer



STRAWBERRIES AND CHAMPAGNE FRAGRANCE OIL

Effervescent top notes of Sparkling champagne with a sweet sugared strawberry finish. The perfect celebration to honour mum.



STRAWBERRY SINGLE NOTE FRAGRANCE OIL

Sun ripened, juicy strawberry with subtle notes of apple, grape and jasmine.



SUGARED CINNAMON DONUTS FRAGRANCE OIL

Straight out of the cooker, steamy sweet donuts smothered in a combination of cinnamon sugar, vanilla bean, and raw sugarcane. Guilty pleasures without the calories :)



SWEET BASIL SINGLE NOTE FRAGRANCE OIL

Sweet Basil Single Note Fragrance oil has an extremely aromatic scent, with hints of pepper, anise, and mint. Blends well with bergamot, clary sage, clove bud, geranium, lime, lemon, hyssop, juniper, eucalyptus, neroli,



SWEET KIWIFRUIT FRAGRANCE OIL

A fruity tropical scent with top notes of kiwifruit and soft melon base notes.



SWEET LIME & MANDARIN FRAGRANCE OIL

A citrus explosion of fresh, zesty Persian lime balanced with mid notes sweet mandarin and ruby grapefruit in a green pepper base.



SWEET ORANGE & PATCHOULI FRAGRANCE OIL

Delicious sweet orange top notes blended with oakmoss, violet, and cedarwood. Underpinned with heady Patchouli notes.



SWEET PEA AND WHITE JASMINE FRAGRANCE OIL

A heady floral, delightfully fragrant combination of hypnotic White jasmine underpinned with delicate sweet pea blossoms in a soft musk base.



SWEET SALTED CARAMEL FRAGRANCE OIL

Nothing beats this fragrance for sheer indulgence. Rich buttery melted jersey caramels with creamy butterscotch and a smooth sea salt finish.



TEXAN MIMOSA FLOWER SINGLE NOTE FRAGRANCE OIL

Vivid joyful, sexy and bold with a floral complexity and unmistakable richness. Texas Mimosa Flower excels in perfumery and blends splendidly with Rose Lemon, Mandarin, Sicilian Bergamot and Fig Leaf.



THE KORU. N.Z FERN FRAGRANCE OIL

Distinctly New Zealand, soft green, earthy and ozoney. Takes me straight back, to memories of bush walking and the need to connect back with nature.



TIRAMISU FRAGRANCE OIL

Smooth cool creamy top notes, with a hit of freshly brewed espresso and a generous splash of brandy dropping into a divine base of soft sweet sponge notes and bitter cocoa.



TOBACCO FLOWER & OAK FRAGRANCE OIL

A spicy floral with a creamy woody finish spicy tobacco flower top notes dropping into exotic mid notes of Jasmine and Ylang Ylang finished in a creamy base of Vanilla pod, Black oud and oak.



TONKA BEAN SINGLE NOTE FRAGRANCE OIL

Tonka Bean - the new Vanilla? You'll recognize this scent, it's massive in the world of Perfumery. Tonka Bean is full of familiar subtle notes Rose Vanilla, Cherry, Almond and subtle Cinnamon and Ginger spices.



TURN UP THE HEAT FRAGRANCE OIL (JASMINE, BERGAMOT & YLANG-YLANG)

Fresh fruity mouthwatering pomegranate with top notes of fresh floral, pomegranate, grape, citrus, sweet strawberry and muguet.



VANILLA & BLACK SALT FRAGRANCE OIL

Sweet salty and surprisingly fresh. Smooth creamy Vanilla pod balanced with Hawaiian black lava salt in a soft frankincense base.



VANILLA & PEARS FRAGRANCE OIL

French Pear top notes, dropping into mid notes of sweet creamy vanilla pod in a soft base of White florals.



VANILLA CARAMEL FRAGRANCE OIL

Intoxicating mouth-watering sticky caramel, blended with rich creamy vanilla, toasted coconut and subtle notes of Frankincense.



VANILLA CREAM FRAGRANCE OIL

xxx



VANILLA LACE TYPE FRAGRANCE OIL

Sweet warm, sensual vanilla notes in a soft slightly oriental floral base.



VANILLA POD FRAGRANCE OIL

Strong rich, warm, and intoxicating. This is one powerful Vanilla fragrance. Not for the faint hearted. Due to concentrated formulation you may need to reduce percentages used. Testing is always recommended :)



VANILLE TYPE FRAGRANCE OIL

Soft Vanilla, warm and spicy with mid smoky woody mid notes underpinned with soft floral notes of frangipani and narcissus.



VETIVER SINGLE NOTE FRAGRANCE OIL

Vetiver an essential oil replica, that has greenish, slightly sharp peppery note's with hints of earthiness. Reminds me of freshly grown grass on a clear bright day.



VINTAGE SUEDE FRAGRANCE OIL

Simple soft and velvety with a pre-loved warm leather scent, soft notes of apricot, and rock salt.



VIOLET FRAGRANCE OIL

A delicate woody, violet scent, with notes of lilac, carnation and jasmine, undertones of lily of the valley, rose and subtle musk.



WARM BREAD FRAGRANCE OIL

Mouthwatering fresh baked bread, just out of the oven. Sweet slightly yeasty with a smooth finish.



WARM BREAD PUDDING FRAGRANCE OIL

Humble, sweet, and multi-textured. Chunks of custardy vanilla, golden-crusted bread pudding just out of the oven, is at the heart of this tried-and-true bread pudding fragrance. Fresh Vanilla Pod is the dominant scent.



WARM GINGERBREAD FRAGRANCE OIL

Warm sweet, mouthwatering Gingerbread with a dash of Cinnamon, Nutmeg & Brown Sugar. Mmmm homemade Gingerbread the ultimate comfort food.



WATERMELON FRAGRANCE OIL

The all new and improved Watermelon fragrance oil has a stronger scent. We recommend you try it while it's on special. A fresh, ripe, juicy watermelon fragrance, that takes you immediately to long hot summer days. Sweet peach, vanilla and powder base notes.



WATERMELON LEMONADE FRAGRANCE OIL

Juicy Watermelon chunks (the kind that runs down your chin when you eat them) blended with icy cool Lemonade and a wee dash of Lemon zest.



WATERMELON MOJITO FRAGRANCE OIL

Chilled freshly, picked sun-ripened watermelon balanced with zesty lime and finished with freshly torn spearmint leaves. This screams warm tropical getaways.



WATERMELON SORBET FRAGRANCE OIL

Mouth-watering tropical fruity top notes of ripe watermelon and guava dropping into mid notes of sour raspberry and lemon zest. Zingy deliciousness.



WHIPPED VANILLA BUTTERCREAM FRAGRANCE OIL

Stronger bolder and creamier, this Whipped Vanilla Buttercream fragrance oil is beyond amazing. If you're looking for a Vanilla candle to fill the room, this is the one. #Mindblow #Boom #Beyondamazing



WHISKEY, WOOD-SMOKE & LEATHER FRAGRANCE OIL

Smoky manly and raw - Top note's - Tennessee whiskey and wood smoke, mid notes of vintage leather and oak moss in a soft green cedar base. Guaranteed to be your blokes next "Favourite", other than you of course :)



WHITE CHOCOLATE & CREME CARAMEL FRAGRANCE OIL

A mind blow - white chocolate, vanilla pod and creamy caramelized custard.



WHITE CHOCOLATE SINGLE NOTE FRAGRANCE OIL



WHITE IRIS, CARDAMOM & BERGAMOT FRAGRANCE OIL

Clean white floral top notes dropping into citrusy mid notes of bergamot lemon and grapefruit in a aromatic base of spiced cardamom.



WHITE MAGNOLIA SINGLE NOTE FRAGRANCE OIL

Vintage inspired simpleness, intense heady white floral's with subtle green notes. Blend with Citrus Notes, Orchid, Ginger.



WHITE SANDALWOOD FRAGRANCE OIL

Zesty citrus top notes of Bergamot, Grapefruit, and Lime, earthy mid notes of patchouli and black tea in a woody base of sandalwood velvet moss and vanilla.



WILD FIG & CASSIS FRAGRANCE OIL

A sweet, fruity combination of sun-ripened figs, red and blackcurrants, in a bed of tonka bean and woody balsam.



WILD FIG & VANILLA FRAGRANCE OIL

Succulent, sweet, sugared figs with intense French vanilla, balanced with subtle clean notes of bergamot and summer berries.



WILD PEONY AND JASMINE FRAGRANCE OIL

A heady floral with top notes of jasmine dropping into mid notes of wild peony and amber in a base of sensual woody white musk.



WILD PIHA FRAGRANCE OIL

Moody, mysterious, wild, and wind-swept. Breathe in New Zealand's most iconic surf beach and all her glorious salty smells. Top notes of fresh ozone sea salt. Earthy green woody mid notes of flax leaf, Nikau palm, Cannabis and soft Manuka woodsmoke reminiscent of old school kiwi bbqs and wood smokers.



WINTER DAPHNE FRAGRANCE OIL

Fragrant, remarkable and magnificent, winter Daphne, is the princess of fragrances. Eternal strong perfume notes will lead you to the most distinctive scent you'll find any where.



WOODSMOKE & FIRE FRAGRANCE OIL

A comforting earthy, heady scent. Top notes of Vetiver Patchouli and wood smoke, dropping into clean cedar mid notes in a base of frankincense and soft bergamot.



YLANG YLANG SINGLE NOTE FRAGRANCE OIL

One of Aromatherapy's finest, a sweet narcotic, aphrodisiac scent known to be highly erotic. A striking ylang ylang imitation with rich, floral, banana-tones and jasmine nuances.



ZESTY LIME CAKE & MERINGUE FRAGRANCE OIL

The perfect marriage of sweet tart and creamy. Zesty key lime top notes dropping into creamy mid notes of toasted meringue in a base of sweet vanilla crumb cake and sour lime syrup.



ZESTY ORANGE PEEL FRAGRANCE OIL

Top notes of zesty orange peel, mid notes of sweet candied peel, with punchy citrus base notes that'll have you melting at the knees.

Fresh

ESSENTIAL OILS

We offer rare and precious essential oils along with the staple favourites like lavender, tea tree, peppermint, chamomile, eucalyptus, geranium, rosemary, thyme, lemon and clove.



Our 100% Pure, Therapeutic Grade Essential Oils are sourced from certified and ethical producers world-wide.

We spare no effort to maintain the high quality and purity of our essential oils and other products. Certificate of Analysis, Specifications and MSDS are available on request.

All of our essential oils are grown and distilled with integrity and care, (not distilled from GMO raw materials.) They are free from pesticides or chemical fertilizers.





ANISEED ESSENTIAL OIL

Aniseed essential oil has a natural liquorice smell with a hint of spice that has been regarded as an aphrodisiac. Aniseed essential oil is also frequently used as an odour eliminator leaving a warm, fresh and slightly spicy aroma that can help to calm the nervous system and reduce signs of anxiety.



BALSAM FIR ESSENTIAL OIL

More commonly known as North American fir (or Christmas tree), Balsam fir essential oil holds a gentle pine scent and is considered a sweet middle note. It is a fresh fragrance that is grounding and lifting as it revives the mind and encourages the body to become relaxed.



BASIL ESSENTIAL OIL

Basil essential oil is highly aromatic with hints of lemon, mint, pepper and aniseed. It's crisp aroma is used to help clear the mind and help with mental focus and concentration as well as alleviating fatigue and calming the body and muscles from fear.



BAY LEAF ESSENTIAL OIL

Bay leaf essential oil has a sweet, fresh and spicy aroma which has been said to be used as both an antiseptic and antibiotic with Ancient Rome. Protecting the body from unwanted bacteria and infections.



BERGAMOT ESSENTIAL OIL

Bergamot essential oil is a sweet oil with a hint of spice, creating a fresh and uplifting citrus scent. This allows bergamot essential oil to release tension and stress within the body and can be used as a natural perfume scent.



BLACK PEPPER ESSENTIAL OIL

While Black Pepper essential oil isn't as widely known as its counterpart 'peppercorn essential oil', it's still a warm, peppery aroma with a hint of musk and spice that is comparable to its original. As a result, it is said to be able to clear sinuses and airways.



CAJEPUT ESSENTIAL OIL

Cajeput essential oil which is also known as Cajuput essential oil is said to help with congestion due to its fresh and fruity aroma. Cajeput Essential oil is also said to be very efficient when used as an insecticide.



CARAWAY ESSENTIAL OIL

Caraway essential oil has a sweet and spicy scent, with subtle traces of pepper throughout. The warm, aromatic scent from Caraway essential oil is said to help neutralise effects histamine and clear coughs and seasonal allergies. It is also said to help women suffering obstructed menstruations and increasing milk production for lactating mothers.



CARDAMOM ESSENTIAL OIL

Cardamom essential oil has a warm, spicy and fruity scent with a slight minty flavor. It is most commonly used as a spice for cooking but is said to be beneficial for the immune system in a variety of ways, commonly used to soothe discomfort within the stomach as well as protecting the stomach from possible infections.



CEDARWOOD ESSENTIAL OIL

Cedarwood essential oil has a warm and woody aroma that creates a comforting and relaxing space. It is also used as an insecticide, keeping away bugs and insects including mosquitoes and fleas.



CELERY SEED ESSENTIAL OIL

Celery Seed Essential oil has a spicy, sweet and warm scent which provides a relaxation and calming effect on the body. It is said to reduce the effects of anger, fatigue and stress.



CINNAMON BARK ESSENTIAL OIL

Cinnamon Bark essential oil holds a strong musky and spicy, perfume-like scent that can warm and detoxify the air while creating a balanced spiritual feeling. It's been said to clear airways and minds and release tension within the body and air.



CITRONELLA ESSENTIAL OIL

Citronella is a grass that mainly grows in Asia and some islands of the South Pacific. It has a crisp lemony aroma, and is widely known for its insect repellent qualities.



CLARY SAGE ESSENTIAL OIL

With a sweet, nutty and balsamic aroma, Clary Sage essential oil can help relax muscles and bring peace to the mind by acting as a mild sedative for the nerves. Clary Sage essential oil can also boost self-esteem and relieve anxiety while disinfecting and cleaning the air.



CLOVE ESSENTIAL OIL

Clove essential oil is extracted from a flower bud that has numerous medicinal properties. It is especially effective against dental pain, sore gums, mouth ulcers, cavities and bad breath.



CORIANDER ESSENTIAL OIL

Coriander essential oil is often used for cooking but has numerous health benefits. Its citrus, spicy, yet sweet scent aids as a relaxant and provides comfort for bad moods.



CUBEK ESSENTIAL OIL

Cubeb Essential oil is considered to be a cross between black pepper and allspice. It's spicy, woody and warm aroma create calming properties making it an aid for stress and high blood pressure.



CUMIN SEED ESSENTIAL OIL

Cumin Seeds are known for all its health benefits however Cumin Seed essential oil is far more effective and beneficial for the health than cumin seeds. It can help clear any bacteria in and outside the body as well as aiding as a relaxant due to its spicy and nutty aroma.



CYPRESS ESSENTIAL OIL

Cypress essential oil has a refreshing masculine and woody aroma which can allow your mind and body to feel vitalized and energized.



DILL SEED ESSENTIAL OIL

Dill Seed essential oil has a sweet, fresh, grassy scent which aids with stress and feeling anxious. Taken just before bed also helps give you a full nights rest.



ELEMI ESSENTIAL OIL

Belonging to the same botanical family as frankincense and myrrh, elemi essential oil has a soft, spicy, woody, and herbaceous scent which provides with a balanced and relaxed feel.



EUCALYPTUS ESSENTIAL OIL

Eucalyptus essential oil has a fresh, clean fragrance. Boasting anti-microbial properties, it works as an expectorant and helps cleanse your body of toxins.



FENNEL SEED ESSENTIAL OIL

With its sweet and soft licorice aroma that's reminiscent of anise, Fennel Seed essential oil is used in aromatherapy as it is credited with being a carminative, depurative, diuretic, expectorant, laxative, stimulant, splenic, and stomachic.



FRANKINCENSE ESSENTIAL OIL

Frankincense essential oil has a woody, earthy, spicy, and slightly fruity aroma providing with a warm, soothing and relaxing feel.



GERANIUM ESSENTIAL OIL

Humble, sweet, and multi-textured. Chunks of custardy vanilla, golden-crust bread pudding just out of the oven, is at the heart of this tried-and-true bread pudding fragrance. Fresh Vanilla Pod is the dominant scent.



GINGER ESSENTIAL OIL

Ginger essential oil has a warm, woody and spicy aroma with a orange/ yellow oil which creates a warm and soothing effect, making it practical for massages and leaving you feeling relaxed and energized.



GRAPEFRUIT ESSENTIAL OIL

Like the fruit itself, the essential oil of Grapefruit is rich in antioxidants. It boasts high quantities of vitamin C, alongside antiviral and antimicrobial properties to help eliminate infections. It is said that Grapefruit essential oil works as an antibacterial helping prevent oily skin and acne.



JASMINE ABSOLUTE 3% IN JOJOBA OIL

Just like Jasmine Absolute, Jasmine Absolute 3% in Jojoba Essential oil is often used in aromatherapy. It's soothing and uplifting aroma provides warmth and is said to help relieve aching muscles and joints.



JASMINE ABSOLUTE ESSENTIAL OIL

Jasmine Absolute essential oil has a very sweet and stimulating aroma which provides strength, vitality and warmth, it is also frequently used for massages and help with joint pain and aching muscles.



JUNIPER BERRY ESSENTIAL OIL

Juniper is a fresh and spicy evergreen shrub. The essential oil is most frequently used for the urinary, nervous and digestive systems.



LAVANDIN ESSENTIAL OIL

Lavandin essential oil has a fresh sweet and floral aroma but is more herbaceous than lavender and is excellent for treating muscle aches and aiding in respiratory problems. While also working as an insecticide.



LAVENDER ESSENTIAL OIL

Lavender essential oil is widely known as alternative treatment from insomnia. The calming, sleep-inducing scent often replaces modern sleep medicines, and has been found to increase sleep regularity.



LEMON ESSENTIAL OIL

Lemons are one of the most popular citrus fruits in the world, and the essential oil boasts many health benefits. Lemon oil is good remedy for rejuvenating skin, treating pimples and reducing excess oil, while the high vitamin content makes it an excellent booster for the body's immune system.



LEMON VERBENA ESSENTIAL OIL

Lemon Verbena essential oil is a wonderfully herbaceous blend, mixed with lemon and grapefruit tones. It has a refreshing, tangy yet smooth aroma leaving you feel uplifted and energized. This helps relieve feelings of stress and anxiety.



LEMONGRASS ESSENTIAL OIL

As the name implies, lemongrass smells just like lemons, but is sweeter, milder, and far less acrid. Lemongrass essential oil is used in aromatherapy to relieve muscle pain, inhibit bacteria growth, and treat both external and internal wounds.



LIME ESSENTIAL OIL

Lime essential oil is loaded with vitamin C, making it one of the most potent remedies for both viral infections and skin problems. It's citrus and sweet aroma is said to uplift and reboot energy which is why it is commonly used in body and facial cleansers.



LIMEFLOWER ESSENTIAL OIL



MANDARIN ESSENTIAL OIL

Mandarin essential oil has a similar citrus from to Orange essential oil and Tangerine essential oil and is often used in aromatherapy for aiding in digestive issues and relieving upset stomachs, it is also said to be one of the better essential oils to use when feeling anxious.



MAY CHANG ESSENTIAL OIL (LITSEA CUBEBA)

Maychang essential oil is also known as Litsea Cubeba. It is a small, vibrant plant with a pleasant floral-lemon scent.



MELISSA ESSENTIAL OIL

Melissa essential oil (commonly known as lemon balm) is a fragrant plant from the mint family. Like other citrus oils, Melissa essential oil is uplifting and rejuvenating, and is commonly used in tea, soaps and facial products.



MENTHOL ESSENTIAL OIL

Menthol essential oil is said to be useful for preventing indigestion, treating headaches and providing relief from stress due to its fresh and uplifting aroma. It also works as a natural insecticide.



METHYL SALICYLATE SYNTHETIC WINTERGREEN ESSENTIAL OIL

It is a synthetically produced wintergreen oil that works well for muscle aches and pains and is believed to help with breathing.



MYRRH ESSENTIAL OIL

Myrrh essential is brownish gold in colour and contains a number of antiseptic properties which are said to aid in reducing inflammation and helps to boost the immune system.



MYRTLE ESSENTIAL OIL

Myrtle essential oil comes from a small plant similar to Eucalyptus essential oil, and Tea Tree essential oil, giving them all similar qualities, it is often used to give relief to sore throats and colds, flu's and respiratory conditions. Myrtle essential oil is a smooth oil and is safe to be used on children.



NEROLI ESSENTIAL OIL

Neroli essential oil is derived from the blossoms of either the sweet orange or the bitter orange tree.



NUTMEG ESSENTIAL OIL

Nutmeg essential oil is useful for treating muscular and joint pain, menstrual cramps, indigestion and bad breath. Additionally, nutmeg is a good stimulant, promoting blood circulation and stimulating brain activity, while acting as an anti-bacterial and anti-septic to combat infections.



PATCHOULI ESSENTIAL OIL

Patchouli is a very fragrant herb with soft oval leaves and square stems. The color of the Patchouli oil is affected by the distillation machine. If distillation is done in Stainless steel then the color will be light, hence if done in Iron then the color will be darker.



PEPPERMINT ESSENTIAL OIL

Peppermint essential oil, like Menthol essential oil has a herbaceous, minty and fresh aroma and is often used in tea, soaps, toothpaste and numerous other consumables.



PETITGRAIN ESSENTIAL OIL

Petitgrain essential oil comes from the Bitter Orange tree and has a floral, fresh and slight herbaceous scent which is often used as a deodorizer and is believed to create a relaxing and calming aroma.



PINE ESSENTIAL OIL

Pine Essential is said to have a calming and relaxant aroma due to its warm and appealing scent, which is good for massages to help with feelings when stressed and tired.



ROSE ESSENTIAL OIL

Rose essential oil has a floral scent which is often linked to a deodorizer to help freshen up the odor, but has numerous other therapeutic benefits that may help with some health conditions.



ROSE ESSENTIAL OIL 3% IN JOJOBA OIL

Rose essential oil has a floral scent which is often linked to a deodorizer to help freshen up the odor, but has numerous other therapeutic benefits that may help with some health conditions.



ROSE GERANIUM ESSENTIAL OIL

Rose Geranium essential oil is a pale yellow, green liquid that is often used as an insecticide and is said to be beneficial towards oily skin and acne leaving it refreshed and smooth.



ROSEMARY ESSENTIAL OIL

Rosemary essential oil is known for restoring extremely dry skin leaving it moisturized. It can be used in the evenings and is said to help control mood swings.



ROSEWOOD - BOIS DE ROSE ESSENTIAL OIL

The yellow-golden oil has a spicy, woody, fruity, and floral aroma aiding as a relaxant and is said to help balance emotions and hormones.



SAGE ESSENTIAL OIL

Sage essential oil is also known as Salvia Officinalis and has a herbaceous, spicy aroma and is said to help with relief mental fatigue and feelings of despair allowing for a restful nights sleep.



SANDALWOOD ESSENTIAL OIL

Sandalwood essential oil is a pale yellow colour with a woody, cedar and vanilla scent which creates a relaxing and calming aroma and may help you focus more and feel more present.



SINUS RELIEF ESSENTIAL OIL BLEND

Clear your stuffy sinuses naturally using pure essential oils.
Sinus relief essential oil blend: Eucalyptus, Peppermint, Lavender, Juniper Berry, Methyl Sylicate, Rosemary, Mentha, Wintergreen.



SPRUCE ESSENTIAL OIL

Similar to Pine and Balsam fir; Spruce essential oil has a sweet, fresh, 'green' aroma. It contains anti-inflammatory properties and is said to be beneficial for relieving joint and muscle pain.



SWEET ORANGE ESSENTIAL OIL

Oranges are one of the most popular citrus fruits in the world, and the essential oil is proven to have many health benefits. Sweet orange essential oil is said to contain a number of vitamins which help the immune system.



TANGERINE ESSENTIAL OIL

Like many of the citrus essential oils Tangerines essential oil has a refreshing and uplifting aroma which is said to help relief feelings of anxiety and anger.



TEA TREE ESSENTIAL OIL

Tea tree essential oil is said to be a very powerful immunity booster which helps protective body from viruses, bacteria and fungi.



THYME ESSENTIAL OIL

Dry thyme and Thyme essential oil have said to be used to help treat bacteria and other viruses.



TOMAR SEED ESSENTIAL OIL

Tomar seed essential oil is said to be highly recommended for treating rheumatism, bronchitis, indigestion, asthma, toothaches and cholera. It acts as a natural insecticide, and is used to treat cardiovascular, respiratory disorders.



TURMERIC ROOT ESSENTIAL OIL

Turmeric essential oil can be taken orally or applied externally. It is a powerful anti-inflammatory, helping with joint and muscle care, and reducing the pain from arthritis.



WINTERGREEN ESSENTIAL OIL

It has a refreshing, minty and sweet aroma which is said to work well for muscle aches and pains. Wintergreen essential oil has a warming affect with creates warmth in muscles and is said to help work out knots in the joints and muscles.



YARROW ESSENTIAL OIL

Yarrow essential oil is a blue colour liquid which has a sharp, herbal and woody aroma which creates a balanced and uplifting energy.



YLANG YLANG ESSENTIAL OIL

Ylang-Ylang essential oil has a rich, sweet and spicy aroma which adds a calming and relaxant affect, lifting the mood which is why is often used for massages.

Learn more about aromatherapy...

Read More



Pure Organic

COCONUT WAX



IF YOU'RE A LOVER OF THE ENVIRONMENT AND SUSTAINABILITY LIKE I AM, THEN YOU'RE GOING TO LOVE OUR ORGANIC COCONUT CANDLE WAX!

Our Pure Coconut Candle Wax is made from cold-pressed organic coconut meat, the same way Coconut Oil is extracted. It then goes through a hydrogenation process, where coconut oil is transformed into a creamy white coloured candle wax. Coconuts are considered a renewable sustainable crop due to the high yield and crop renewal per acre. Our pure coconut candle wax is organic, non GMO and has no pesticides. So... What's not to love about organic coconut candle wax. Here are 15 reasons why I think pure organic coconut wax is worth its weight in gold!!!

1. Appearance - It's bright White in colour.
2. It's odourless – It does not smell like coconuts... At all!
3. You won't get any frosting or bloom ruining the appearance of your candle creations.
4. Great jar adhesion - jars do not need to be preheated or fussed with.
5. It's easy to use, you can pour your coconut wax candles at any temperature.
6. Single pour! If you're using a wick holder you can make your coconut wax candles in a single pour, as there is simply no need to do re-pours. The tops may appear slightly uneven, however this does not affect the candle in any way. I believe this is what identifies the candle as a pure organic coconut wax candle and as such should be celebrated. And it's a great marketing tool to educate the customers how to recognise and identify if the coconut wax candle is PURE! If you don't personally like the natural look you can always blend super creamy soy wax with coconut wax at 50/50 for the top pour to get creamy smooth tops.

7. It's non toxic and burns cleaner than other types of candle wax. Coconut wax emits zero soot particles, as the wax is petro-carbon soot free. Coconut wax does not blacken walls nor add toxic carcinogens into the air you breathe.

8. Burns slower and longer – Coconut Wax burns longer than soy wax, about 10 to 15% longer for the same volume. So if you've made a 250gm soy wax candle you'd expect 50 hours burn time, but the exact same size candle using coconut wax, you'd expect 56 to 58 hours burn time. Coconut Wax candles, tolerate short burns and they also do extremely well with longer burns too. So if you want to burn your coconut wax candle for a quick 1 hour burst or enjoy a long evening with a candle flickering, it makes no difference. Just remember to trim the wick between burns to keep everything nice and safe.

9. Vibrant colours – whether you want rich deep colours, pastels or vibrant neons, amazing colours can be achieved using coconut wax. Coconut wax takes colour vibrantly and the colour lasts and lasts without fading. Soy wax is typically much harder to colour and often after a few weeks you may find colours start to fade in soy wax. You won't find such problems with coconut wax.

CHECK OUT OUR COLOURS HERE!

10. The fragrance load - Holds up to 12% fragrance oil (we recommend between 8% and 12%).

11. Perfect for essential oils? As the coconut wax burns much cooler (at a lower temperature) than other waxes it's the perfect companion for making coconut candles with essential oils and natural fragrance oils. The trick when making candles using Essential oils and natural fragrance oils is to add them when the coconut wax is hot, BUT not too hot that they burn off and evaporate. Because Coconut candle wax has the lowest melting point of all candle waxes, it easily melts in a plastic pouring jug in the microwave, it's perfect to make candles using essential oils. I recommend using 5% essential oils when making coconut wax candles.

12. Has a superior scent throw (both cold and hot).

The best part- the icing on the cake!!!! I've left the very best for last! While the scent throw of a soy candle is great, the scent throw off of a Coconut wax candle is simply off the wall, magnificent! The smell is so strong when the candle is cold. This makes selling coconut wax candles so easy, because when people open them to smell them, they get a great first impression. It just gets better and better too, because when you burn a coconut wax candle the smell envelopes the room and stimulates the senses. It also means you can cut down on fragrance load and offset the cost of the coconut wax.

13. This wax also blends well with other waxes. I have personally used it at 70% coconut wax to 30% soy wax and found it to be a perfect marriage. I achieved creamy tops with one pour when this blend was used.

14. It's 100% natural – Celebrate this fact by educating your customers about how to recognise pure organic coconut wax and all its benefits.

15. We think the best properties of pure coconut candle wax is that it's organic, sustainable and eco-friendly and that it enhances every aspect and detail of candle making, from appearance colour, burn time and the intensity of scent throw. As I said right at the beginning... It's the candle industry's new darling, and mine too!!!

So you want to try some? We have 1Kg blocks of Organic coconut wax so you can test on a small scale and see for yourself, just how great it really is? Or if you just want to jump in we also have it available in 20kg blocks right here.

Shop Now



NATURAL Soy Wax

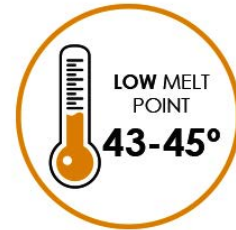
SUPER CREAMY

Blended from 100% pure soybeans and botanical oils. This is a very easy to use creamy soy wax, with standard soy wax burn time.

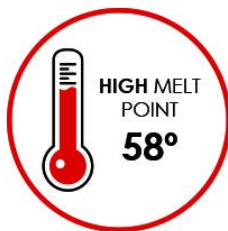
- Resistance to blooming / frosting / white spots.
- Typically 250mls burns at 50 hours.
- Blends well with other waxes.
- Recommended fragrance load 10 to 12% of total weight.
- Low Melt Point: 43-45°
- Skin safe temperature great for massage candles.

I have made triple scented candles and loaded fragrance to 15% and had no issues. Although I always recommend testing on a small scale rather than jumping straight in.

Perfect for making candles in fine china and smaller containers as this soy wax won't cause too much heat and stress on the vessel.



Shop Now



Shop Now



EXTENDED BURN

Blended from 100% pure soybeans & botanical oils.

This is a very hard soy wax and is perfect for making moulded candles, pillar candles, and soy melts/tarts as it releases easily from moulds.

This wax comes with 15% of additive. The total ratio per kg is 85% natural soy wax and 15% additive.

Recommended fragrance load 10 to 12% of total weight.

High melt point 58 degrees.

*Not for massage candles.

Soy Candle

MAKING GUIDE USING FRAGRANCE AND ESSENTIAL OILS

STEP 1

THE PREPARATION FOR MAKING SOY CANDLES:

Gather your supplies. Just like baking your favorite recipe there's some prep work before you begin. You will need a pot to melt the wax. (I recommend one with a solid bottom, and a pourer on the side. This certainly makes life easier.)

You can microwave the wax but I find it gets too hot and affects the look of the finished product. You can also pour from the pot into a plastic jug to make filling jars easier.

YOU WILL NEED:

- A clean pot.
- Fragrance oils.
- Soy wax.
- Candle wicks.
- Clean jars (suitable heat proof jars).
- Double sided tape.
- A butter knife or screwdriver to stick the wick to bottom of the jar.
- Sharp scissors to trim the wick.
- Thermometer.
- Newspaper to catch any spills when pouring.
- Isopropyl alcohol for the cleanup.

Stick the wicks to the bottom of the jar, make sure they are centered. A very small amount of double sided tape works well. I find the foam one is the best. Ensure the tape is not larger than the wick as this may cause a fire risk. Press down with a butter knife to ensure good adhesion.

STEP 2

THE MAKING OF THE SOY CANDLE

Melt soy wax slowly at a low heat, stir to help it melt. Set up your making area, lay down clean newspaper to catch any spills. Ensure all jars are ready with centered wicks, placed on top of the paper.

When wax has melted, test with thermometer to make sure wax is lower than 40 degrees celsius. If the soy wax is too hot it will burn off the fragrance, leaving you with a barely there, subtle scent, rather than a soy candle with an amazing scent throw. Add fragrance oils and or essential oils. Between 10 and 15% of total soy wax weight. Mix well to ensure fragrance goes through all wax.

STEP 3

THE CREATION OF YOUR SOY WAX CANDLE

Carefully pour the melted soy wax into your jar. As its lower than 40 degrees C it will be reasonably thick and easy to control and pour without risk of splashing or spilling. I usually pour into two stages so I can center the wick. Stage 1 pour the jar 80% full, let cool to semi-solid, center the wick and complete final pour.

STEP 4

WAITING IS THE HARDEST PART

The soy wax will begin hardening right away, so do not move or adjust your candle until it has set solid. As the soy wax begins to harden, you'll see the soy wax go whitish in colour. Leave to sit for at least three hours before moving. I find it best to trim the wick 5 to 6 hours later to avoid the wick disturbing the top of the candle. Trim the wick, using sharp scissors. Generally, you should trim the wick 1 - 1.5cm above the level of your soy wax.

Make sure you allow 3 days for the candle fragrances to cure, in your soy wax candles before burning. Otherwise, the full spectrum of fragrance notes will not be appreciated.



Soy melts

HOW TO MAKE AMAZING SOY WAX MELTS LIKE A PRO!

STEP 1

THE PREPARATION FOR MAKING SOY MELTS

Gather your supplies. Just like baking your favourite recipe there's some prep work before you begin. You will need a pot to melt the wax. (I recommend one with a solid bottom, and a pourer on the side. This certainly makes life easier.) You can microwave the wax but I find it gets too hot and can affect the look of the finished product. If the wax temperature is too high it will cause the fragrance to burn off, leaving a weakly scented soy wax melt. You can also pour from a pot into a plastic jug to make filling the soy wax moulds easier.

YOU WILL NEED:

- A clean pot.
- Fragrance oils.
- Soy wax extended burn. This harder soy wax makes the best melts that hold their shape when made and packed. Extended burn soy wax also makes melt that last longer in the wax melt warmer.
- Clean dry silicone soy wax moulds.
- Thermometer.
- Newspaper to catch any spills when pouring.
- Isopropyl alcohol for the clean up.

STEP 2

THE MAKING OF THE SOY WAX MELT/TARTS

Melt soy wax slowly at a low heat, stir to help it melt. If using a microwave, melt in 1-minute bursts. Set up your making area, lay down clean newspaper to catch any spills. Place soy wax moulds in the middle of the paper.

When the wax has melted, test with a thermometer to make sure the wax is lower than 40 degrees Celsius. If the soy wax is too hot it will burn off the fragrance, leaving you with a barely there, subtle scent, rather than a soy melt with an amazing scent throw and fragrance

complexity. Add fragrance oils and or essential oils. Between 10 and 12% of total soy wax weight. Mix well to ensure fragrance goes through all wax.

STEP 3

THE CREATION OF YOUR SOY WAX CANDLE

Carefully pour the fragranced, melted soy wax into the moulds. As its lower than 40 degrees C it will be reasonably thick and easy to control and pour without risk of splashing or spilling. I pour melts in one pour. Carefully fill to the top, do not over fill. As overfilling will cause wastage.

STEP 4

WAITING IS THE HARDEST PART

The soy wax will begin hardening right away, so do not move or adjust your moulds until all soy melts have set solid. As the soy wax begins to harden, you'll see the soy wax go whitish in colour. Leave to sit for at least 1 hour before disturbing. When the melts have hardened, gently turn them out of the silicone moulds.

While you can use your melts straight away, the fragrance will not be fully developed. It takes 3 days for the fragrance to cure. If you can hold yourself back for 3 days, you will experience a much better scent throw. You will notice different layers of scent rather than just experiencing the top notes.

STEP 5

THE PRESENTATION: Soy wax melts make the most amazing gifts. There are so many ways to present them. Make sure whatever you store them in that it's airtight. The presentation tubes provided make a visually appealing gift, just use your imagination when designing a label and some pretty ribbons and voilà.. I recommend taping the bottom of the tube so you don't lose your soy wax creations before you add all the pretties.

TROUBLESHOOTING

TIPS & TRICKS WHEN MAKING SOY WAX CANDLES

Super Creamy soy wax is our best-selling wax because it is so easy to use, and performs exceptionally, when used correctly. We sell this wax by the pallet to many commercial candle companies, and have received great feedback and reorders.

I too, am a passionate candle maker and have made hundreds of soy candles using Super Creamy wax. So, we certainly consider this wax thoroughly tested.

However, we strongly recommend testing products on a small scale first to ensure you get the right results. As our products are natural, there can be variations from using different waxes and different fragrances. They may perform differently from what you have experienced in the past, and as such your formulations may need to be slightly adjusted.

Soy waxes are not all the same. Not all soy waxes are 100% natural. Many contain unnatural / unhealthy additives like paraffin wax sourced from petroleum, unethically sourced palm wax - causing deforestation issues around the world and even tallow wax (rendered fat of animals).

They often state that their additives are natural, but don't list what they are? This raises many red flags for me.

Our 100% natural soy waxes are hydrogenated and formulated to exact specifications so they may perform differently from other soy waxes containing additives. As your dealing with natural products, not synthetics, never assume that what works for another brand of soy wax and brand of candle fragrance oil will be the same without thoroughly testing.

OVERHEATING OUR SOY WAXES MAY CONTRIBUTE TO ALL THE PROBLEMS LISTED BELOW:

Melt the soy wax in a pot with a thick bottom on a very low heat, until it turns into its liquid form - approx. 40 degrees. Using the microwave to melt soy wax will often cause problems and affect the look of the finished product. As you are not able to control the heat.

Overheating soy wax by either pot or microwave will change the chemistry of the soy wax and may cause the soy wax to separate. (I once forgot about a batch of soy wax on the stove, and it came to the boil. I left the wax to see what would happen to it? It set to an almost desert like finish with highs lows and shiny spots. After hours of trolling through the internet, I found a solution. I managed to recover the overheated soy wax, by adding 50gms of shea butter per kg to the soy wax. This returned the soy wax to the required creamy finish. If the temperature fluctuations are too much for me to manage, I add some shea butter to my final, top pour to avoid any issues.

When adding fragrance always take a few minutes to stir the candle fragrance thoroughly through the soy wax. If not mixed thoroughly this may cause separation and the fragrance may leach from the wax. If the fragrance is added to soy wax to hot it will burn off leaving a barley there scent.

Bubbling - Make sure the first pour wax is not cold, as the change in temperature by adding warm soy from the second pour will cause bubbles to come to the candle surface and affect the finished look of your soy candle.

Frosting (candles turning white) - Pouring your candles at too hot of a temperature (Pour soy wax at the coolest possible temperature). Many factors affect the formation of frosting such as fragrance, dye pour temperature, cooling temperature, and storage temperature. Typically an easy fix with a heat gun.

Rough lumpy candle tops - Caused by pouring the soy wax at a temperature that's too hot for the wax. Always pour your soy wax at the coolest possible temperature. Always ensure, that the first pour is hard enough to leave a finger mark in the soy wax, before completing the second pour. Otherwise, the heat of the new soy wax will cause the semi set soy wax from the first pour to come up to the surface of your soy candle. This causes a lumpy curdled effect.

Cooling too quickly or too slowly - In this heat, I recommend using a fan to keep the candle pouring room temperature constant. Also, keep a 5- 6cm space between the jars to allow them to cool evenly. When the temperature is cold it may cause the soy wax to crack. Always keep your work space at an even temperature. Place newspaper or cardboard down to insulate jars/containers from stone or granite counter tops that can cause uneven cooling during cooler months.

If it's your first time making candles, or you're having an issue don't worry? Most problems can be easily fixed. Another tip I learned years ago, is to use a heat gun (Bunnings sell these for under \$30 a great investment - or you can carefully use your hair-dryer only with the diffuser) to re-melt the candle surface back to its liquid form allowing it to reset to a smooth finish.

The look of the candles won't affect the scent throw or performance, as soon as you light the candle it will return to a liquid wax pool. When it re-hardens it will be to a smooth finish. However, if you're gifting your soy candles you can add a small amount of shea butter (50gms of shea butter per 1kg of soy wax) to the top pour to ensure a smooth creamy finish every time. A great way of not having to manage all the environmental factors that mother nature throws at us.

Mushrooming wicks - this occurs with most natural wicks (Just remind your customers to always re-trim the wick before relighting to 1.5cm).

Too much smoke? - Generally caused by too large a wick or the candle is sitting in a draft. (Drafts supply more oxygen than the wick can burn off, causing incomplete combustion).



Melt & Pour Soap

Have you always wanted to make your own soap, but thought it was simply too hard? Or you always wanted to buy a soap in a special (your favourite) fragrance but you can't find it anywhere? Now the possibilities are endless... OMG this is so exciting!!!!

A SIMPLE 2 ingredient Melt & Pour Recipe for beginner soap makers that takes less than 10 minutes to make, but will delight your friends and family for months.

LET'S GET THIS SOAP PARTY STARTED.



EASY TO USE SOAP KITS...



Soap Making

BASIC GUIDE

STEP 1

THE PREPARATION: MAKING MELT & POUR SOAP

Gather your supplies. Just like baking your favourite recipe there's some prep work before you begin. You will need a pot to melt the wax. (I recommend one with a solid bottom, and a pourer on the side. This certainly makes life easier.) Or you can microwave the Melt and pour soap using a long spout pouring jug but be very careful as it's very easy for it to get too hot and burn, this will affect the look of the finished product.

You can also pour from your pot into a long spout pouring jug to make filling the reusable soap moulds easier.

YOU WILL NEED:

- A clean pot.
- A long spout pouring jug.
- Fragrance oils 25-30mls per 1kg.
- 1Kg Melt and pour soap base.
- Isopropyl alcohol with sprayer.
- Newspaper to catch any spills when pouring.

Set up your soap making area, lay down clean newspaper to catch any spills. Ensure all reusable soap moulds are clean, and on a flat surface. Clean soap moulds by spraying with isopropyl alcohol. This also helps the melt and pour soap base to adhere nicely to the mould. Let dry.

STEP 2

THE MAKING

Chop the 1Kg block of Melt and Pour Soap Base into approx. 9-10 pieces. Place into a pot melt on very low heat, stir gently until melted. Or place into a microwaveable pouring jug – Melt for 2 minutes, then continue to melt in 30 second bursts, between bursts, stir the soap to help it melt evenly until all soap has returned to its liquid form. Never let soap boil as it's easy to burn. Depending on the strength of your microwave this can take a few minutes. Melt soy wax slowly at a low heat, stir to help it melt.

When melt and pour soap has melted, test with thermometer to make sure soap is under than 40 degrees celsius. If the soap is too hot it will burn off the fragrance, leaving you with a barely there, subtle scent, rather than a soap with an amazing scent. Add fragrance oils and or essential oils. Between 25 to 30mls of fragrance per 1Kg total soap weight.

Mix slowly / folding to ensure fragrance goes through all the melted soap without causing additional bubbles. As bubbles will affect the finished look of your soap creation.

STEP 3

THE CREATION

Carefully pour the soap into the reusable soap moulds as close as possible, to avoid making extra bubbles. Bubbles will typically appear after the pouring process, regardless of how careful you are. It's an easy fix, spritz the surface layer of the soap with isopropyl alcohol to remove surface bubbles.

This is where I find the long spout pouring jug really handy. Fill all moulds at 1 time. The soap will begin hardening right away, so do not move or adjust your reusable moulds, until the soap has set solid. Allow the soap to fully cool and harden for at least 6 hours, overnight is always better, to ensure soap removes from the silicone mould cleanly. Turn upside down onto clean surface and remove soap from mould carefully - wrap individually in airtight plastic or cellophane.

STEP 4

WAITING IS THE HARDEST PART

Make sure you allow 3 days for the fragrances to cure, in your soap creations before using. Otherwise, the full spectrum of fragrance notes will not be appreciated. Clean your reusable silicone mould with hot water, store away in a clean place for your next soap adventure.

Candle Jars



All our jars are very strong, manufactured using thick glass and complies with ASTM 2179 AND 2147 testing methods.
(Ensures glass is able to withstand heat and has no cracks or fractures)

Shop Now



CHECK OUT OUR YOUTUBE CHANNEL FOR VIDEOS ON OUR JARS



nzcandlesupplies



nzcandlesupplies
12 subscribers

SUBSCRIBED 12



HOME

VIDEOS

PLAYLISTS

CHANNELS

DISCUSSION

ABOUT



Uploads PLAY ALL

SORT BY



0:28

Small Classic Tumbler - White 145mls

73 views • 1 year ago



0:26

Small Classic Tumbler - Amber 145mls

55 views • 1 year ago



0:27

Large Danube Clear Candle Jar 300mls

108 views • 1 year ago



0:27

Small Classic Tumbler - Silver Chrome Jar 145mls

54 views • 1 year ago



0:27

Small Classic Tumbler - Clear Jar 145mls

98 views • 1 year ago

Questions & Answers

ALL THINGS SOY CANDLES, SOAP & FRAGRANCE

Hi, my lovelies, I get asked some great questions on a daily basis and I thought I would start an ongoing blog to help answer questions and concerns around soy candle making. Sorry for the ranting upfront but I'm just a wee bit passionate about our beautiful planet, your health and Orangutans. I hope you'll find some value and information in my wee blog. If you have any questions please just fire them at me and I will do my very best to answer for you.

Happy crafting, Nicole

P.S - Our tag line "crafted by hand and heart" wasn't by accident – we make decisions daily about what's best for your health and the health of our planet.



Single Note fragrances

Q: WHAT'S THE DIFFERENCE BETWEEN SINGLE NOTE FRAGRANCE OILS AND THE OTHER FRAGRANCE OIL BLENDS?

A: Soy wax candle making is so incredibly easy. Imagine being able to dream up a fragrance idea, then select all the different fragrance notes that make up that fragrance (you'll find the biggest selection of single note fragrances here) or if you love a certain fragrance but you wish one of the notes was a bit stronger. Then you can customise a blend by adding more of what you're after.

Example, I love black raspberry and vanilla natural fragrance oil, but I thought to make it “extra amazeballs” it should have some plummy notes to give it a bit of depth. So, I added 5% black plum natural fragrance oil and mixed it together. I then made a small tealight candle to test the scent and its throw. After testing my soy candle (burning it) I made another slight adjustment and added another 5% vanilla pod.

I again tested my soy candle... I’m thrilled to say perfection was achieved.

Example, I found this Jo Malone soy candle on google, that I’d love to recreate but I can’t find anything similar in New Zealand? It said it had 4 fragrances in it? Top note of Xxxxxxx mid note of XXXXXXXX in a base of XXXXXX and XXXXXXXX. How do I know what percentage of each when I am recreating the fragrance? Always remember we need to finish at 100% So in this case, I would suggest the top note would be the strongest, let’s start with 40% then add the mid-note fragrance at say 30%. You then have 30% to play with for the two base notes. You could use 15% of each or 20% then down to 10%. It’s totally your call.

Remember to test on a small scale first. Then recreate.

Q: DO I HAVE TO ADJUST THE NATURAL FRAGRANCE OILS? CAN’T I JUST USE THEM AS THEY ARE MIXED?

A: Absolutely you can use them just as they are. They are in fact perfect, for the hobby candlemaker. But if you’re a budding entrepreneur trying to break through and stand out from the soy candle making crowd, you need to be different.

Elizabeth Arden said the secret to success is to reinvent something everyone’s familiar with and change it up by no more than 10%.

Q: WHAT IF I MESS UP MY FRAGRANCE BLEND AND IT SMELLS YUCKY?

A: Test and measure in very small batches. You’ll find great wee droppers for kids (usually used for pamol) at your local pharmacy for around a \$1.00 each. Test and measure enough fragrance to make a couple of tea light candles. Then you can test the scent throw when the candle is burning. Remember to keep notes, when creating your masterpieces, so you can recreate your new stand out soy wax candle.

Don’t be scared, be confident when creating natural fragrances. If all else fails My No. 1 rule is Vanilla’s fix everything.

Q: CAN I REALLY MAKE MONEY MAKING AND SELLING MY OWN SOY WAX CANDLES?

A: Heck yes!!!!!! It’s an extremely profitable business. There’s many a candle maker who’s quietly taking home an easy \$500 to \$1000 after a weekend market. There’s even more of them online, selling nationally!! Imagine the possibilities.

If you’ve got a bit of technical ability there are some slick websites you can put together in a few days that will get your candle creations selling nationwide.

Shop Now



How Much fragrance should I add to my candles?



Q: HOW MUCH FRAGRANCE SHOULD I USE WHEN MAKING SOY WAX CANDLES?

A: Great question. I always use 15% natural fragrance, because I love my soy candle's super strong. But the joys of making your own soy candles means you can make them however you want. If you like a subtle scent then adjust your candle fragrance accordingly.

If you're selling your soy candles in a market or retail environment, it's important to have a strong scent. Why? Cause in often in a big area with so many conflicting smells (at markets often yummy ones) your soy wax candle will need to be strong enough to break through all the conflicting smells. In a retail environment often they are left with lids off, and typically lose scent over time.

If you want to burn your soy candles at home or give them as gifts I recommend a 12 to 15% fragrance load. Why? Triple scented soy candles and melts always outsell standard scented candles. People today, just don't have the time to wait 3 hours for the room to smell beautiful. The fragrance throws need to be pretty instant, or there'll be no repeat orders I'm afraid.

SOME OF OUR BEST-SELLERS



Seduction



Vanilla Pod



Damask Rose



Sherbet Fizz Bomb



Black Raspberry & Vanilla




Starfruit



Black Orchid



Black Raspberry



Q: I BOUGHT A SCENTED SOY CANDLE AT THE WAREHOUSE IT SMELT GREAT, BUT WHEN I BURNT IT THERE WAS NO SMELL. DID I DO SOMETHING WRONG?

A: Firstly, is it really a soy candle? Or is it a scented candle? Often the packaging and wording can be misleading? Cheap candles, often made in China are not made of soy wax. They are typically made from 50/50 paraffin wax and palm wax. This is a deadly combination for the health of our planet and the health of our families. Let me explain. Paraffin Wax is a petroleum waste product that's been deodorized and chemically bleached before it was made into candle wax.

Most candles made in China are made using a blend of paraffin and palm wax, which creates highly toxic benzene and toluene when burned (both are known carcinogens). In fact, the toxins released from paraffin candles are the same as those found in diesel fuel fumes.

Most Palm wax comes from non-sustainable palm plantations. Greedy corporations are cutting down some of the oldest and most diverse rainforests in the world, to make way for more palm trees.

Thus, causing Orangutan populations to be misplaced???. Come on people "misplaced," the word's a joke. How many Orangutan rescue programs does there need to be on the animal planet before we admit palm plantations are akin to Orangutan genocide.

Due to the bad publicity, around these bad boys, you'll find most ingredient labels from candles bought at the warehouse, farmers, and Kmart state they are a soy wax blend. Do not be misled, Chinese blends always contain paraffin wax and palm wax as these cheap waxes are at least 35% cheaper than soy wax. This is bad news for the consumer but great news for you the budding soy candle makers.

Secondly, some cheap candle makers only scent the top layer (the final pour) of the candle. This gives a great first impression. A lovely strong scent. This is often why people buy scented candles, to begin with. BUT buyer beware. Once they get the candle home, and there's no scent throw. There won't be any repeat business.

Another trick often used in China is to scent the packaging, yep that's right they spray the box with the scent, so it smells amazing. You get the candle home and all you'll get is a pretty flickering light.

Q: What are the advantages of using soy wax when making candles?

A: The benefits are huge and outstanding - soy candle's wax versus paraffin and palm wax candles!!!

Soy wax is non-toxic and non-carcinogenic. Soy wax candles produce little or no soot, (unless you forget to trim your wick. Long wicks create an uptake of carbon, and often create unwanted smoke.) and the candle is so they are a great alternative for those with allergies and breathing problems. Soy candle wax is environmentally safe, biodegradable, and renewable. Soy wax candles are extremely economical as they typically burn up to 50% longer than paraffin wax candles. My favourite thing about Soy wax other than the obvious health and environmental issues is the scent throw. Soy wax holds natural fragrance oils exceptionally well, and due to its low melt point, (this means that it burns cooler.) natural fragrance oils can really live up to their full potential.



It's not
Rocket
Science

Q: DO I REALLY NEED A DOUBLE BOILER TO MAKE SOY CANDLES?

A: Nope not true at all. You only need an old pot or a new cheap and cheerful one from Kmart or the warehouse or even your local \$2.00 shop. The trick is to watch it constantly stand at the stove, stir the wax until it all melts. Do not let the soy wax boil.

While you're at the \$2.00 shop be sure to grab a thermometer, to test the heat of the soy wax before you add any natural fragrance oils. Look for a pot with a side pourer. If you can't find one be sure to grab a silicone pourer to attach to the side of a standard pot. This will certainly make life easier.

You can even use your microwave and the microwave pouring jug if you're only making 3 or 4 candles at a time. Remember making soy candles is super easy, it's not rocket science.

If you're after easy instructions check out our other blogs.

[Read More](#) ▶

The Magic plastic jug



Q: HELP MY CANDLE DYE ISN'T LOOKING, RIGHT? WHAT AM I DOING WRONG?

A: The magic jug – add 100mls of soy wax into the microwave pouring jug. Melt soy wax until very hot. Add required (measured) amount of soy candle dye to the melted soy wax.

Keep microwaving in 30 seconds to 1-minute bursts. Stir in between 30 seconds to 1-minute bursts until all candle dye has dissolved completely into melted soy wax. Then add melted wax / dye mixture back into wax pot stir thoroughly to mix.

Shop Now



Pros & Cons

OF RECYCLING CANDLE JARS... LET'S ALL AGREE SCENTED CANDLES ARE AMAZING.



Recycling Candle Jars... Let's all agree scented candles are amazing. They smell incredible and nothing comes close to replicating the soft mesmerising, flickering light of a soy candle. The downside is that all candles involve fire; a potential danger when instructions are not followed carefully.

I am big on sustainability and doing the right thing for the planet. It's such a nice feeling to be able to reuse things before throwing them into the recycle bin when we can. I am also big on doing the right thing for my customers and my family. That means I have set a few guidelines to ensure my candle creations are as safe as possible. Safety is paramount in my mind, I could never live with myself if I was responsible for an injury or an accident.

The pros and cons of recycling glass candle jars!

Glass - Exploding candle jars are quite a legitimate problem. A very prominent candle brand has recently been on Fair Go and in the Herald, they have been taking a beating for their candle jars exploding. Consumers are outraged that the exploding candles are putting themselves and their homes at risk. Often, these incidents occur due to a lack of education, common sense or simply forgetfulness.

Me, well I fall into the forgetful category. I get so caught up in doing something (crafting) that I lose track of time. Before you know it I forget what time it is. Three hours escape into five hours and then a loud crack brings me back to the reality that I left my candle burning too long.

Another one I am guilty of is burning a candle and either falling asleep or completely forgetting about it. Then I find it still going in the morning. Naughty naughty me.

Typically, what causes glass candle jars to explode, is that the candle has burned too low, causing an excessive build-up of heat in the bottom of the jar. A simple draught at this stage, from a door or window and crack, or even a body whisking past and it's over and over.

The safety instructions tell us to watch the candle, to never leave it unsupervised. To stop burning the candle when 1 cm of wax remains but... life takes over, we get busy and it's really our fault isn't it, because we didn't follow the safety instructions.

Due to my easily distracted nature, super creamy soy wax is always my preferred choice. Why because it burns at a much lower heat than paraffin wax, palm wax or beeswax. The lower melt point causes much less strain on the glass.

Recycling glass - Not every glass container can be used to safely make candles; glass can become stressed from constant heating and cooling of the wax. Glass weakens as it accumulates heat bumps and scratches from use.

If you're looking to recycle a previously used candle glass jar, the rule of thumb is to only recycle the jar once, and ONLY once. Then up-cycle the jar, (make it into something else) or lastly pop it into the recycle bin. So it can start its journey all over again.

When recycling glass candle jars, always ensure the thickness of the glass wall (width) is more than 2mm thick to avoid explosions. Glass vases and many drinking glasses are not suitable as they are too thin and are not made to withstand heat. I personally won't refill any companies candle jars that are branded as this is a trademark violation, that could lead to costly legal action.

How to remove old wax from previously used candle jars.

Turn jars upside down and place onto an old baking tray with sides to catch the excess wax.

Place into a cool oven, heat oven to 65 degrees.

Remove tray carefully from the oven when the soy wax has melted out of candle jars.

Leave the jars to cool, scrape wax away from the neck of the jar.

Wash with warm soapy water. I find sugar soap the best.

Allow to dry and follow these simple (mostly) fool proof, safety practices.

Select glassware intended to withstand heat.

Carefully check glass candle jar has no cracks chips or deep scratches.

Select the lowest melt point soy wax to keep the glass cool.

Select the smallest wick possible, to ensure enough heat to melt soy wax across the jar.

Ensure wicks are always centered.

If you or your customer have the most amazing jar ever, and you or they love it to pieces, I recommend you make candles in tea lights or in a small tin, (that fits inside the jar) then place inside the jar. That way you get the pleasure of the candle and the satisfaction that your precious jar will be with you forever!!!

Oh, and the knowledge that you're doing the right thing by not risking anyone's safety.



MAKE YOUR VERY OWN Reed Diffusers



Lets all agree reed diffusers are superb way to add constant fragrance to your home, when they work? If your anything like me you've probably been suckered into buying 1 or 6 reed diffusers because of the fragrance name, the pretty bottle or the gorgeous packing. Or maybe Santas elves have even popped a few into your Santa sack.

Being a lover of anything that smells good, overall I have been pretty disappointed with the lack of smell from most reed diffusers.

Most store bought reed diffusers, smell pretty (when your very close up) but they certainly don't fill the room, like they say on the box? Another thing that really bothers me, is that they have no ingredients written on the bottle or packaging? This obvious avoidance leads me to believe I am probably inhaling some solvent not fit for humans? Or why else leave it off the packaging?

So with all these things in mind I set out to find the best materials available and believe I have found the perfect solution. A reed diffuser that actually fills the room!!!! This is true, hand on heart :)

Just follow 5 simple instructions, and in minutes you'll have a custom reed diffuser like you always wanted. Check out our easy 50ml starter kits here

Or if you want to reuse or recycle a pretty bottle you have at home, follow the instructions below, and purchase all the pieces individually.

For a stronger scent, use the mix ratio of 50%- 50% (25mls diffuser base with 25mls natural fragrance oil and 5 mls polysorbate 80)

For a more subtle scent, use mix ratio of 70% -30% (35mls diffuser base with 15mls natural fragrance oil and 3mls polysorbate 80)

I love strong scents, so my go to mix ratio is 50%-50%

If you've found the perfect jar, vase or you're just looking to recycle an old diffuser jar you have at home here's a few pointers.

The Reeds – Always ensure the reeds are twice as tall as your diffuser, this ensures good distribution of fragrance. I typically like to use uneven numbers of reed sticks, as I think it uneven numbers always look better. If the sticks are too long and your creation looks unbalanced, trim the sticks before placing fragrance into the jar. You can check out our reed sticks here

The vessel – Always ensure its glass, and has no cracks or chips. As fragranced oils, essential oils and reed diffuser base will strip varnish off polished surfaces, and may damage delicate surfaces. Always wipe diffuser jar with a soft dry cloth before placing on delicate surfaces.

The Scent - This is where it gets fun! You can either use essential oils or fragranced oils.

When using Fragranced Oils You can simply use a premixed fragrance oil of your choice into our reed diffuser base, or you can get super creative and mix up your own concoction using our single note fragranced oils.

Some like it STRONG I do!!! I like to use 50% fragrance oil -25mls and 50% reed diffuser base 25mls because I love a strong intoxicating scents.

If you're a less is more kinda person and like a more SUBTLE scent- try 30% (fragrance oil -15mls and 3mls polysorbate 80) 70% (reed diffuser base.-35mls)

When using essential oils the same rules apply. You can either use a single essential oil or you can create an essential oil blend. Essential oils are amazing as they contain natural properties that can help with everything from a setting the mood to increasing focus and concentration and even getting baby to sleep.

If someone in your family suffers from allergies often essential oils are the best option, rather than fragranced oils.

STRONG 20-25 drops of essential oil

SUBTLE 10-12 drops of essential oil

Putting it all together , is as easy as 1,2,3,4,5

Assemble your reed diffuser creation on top of newspaper or handee towel to grab any spills, and make sure you do this over a bench top or sink to avoid marking fragile surfaces.

Make sure your reed diffuser jar is clean and dry. Place clean jar on top of newspaper or handee towel. Place reed sticks into the jar to check the length that looks right, and the number of reed sticks that look right.

Pour into a measuring jug the fragrance or essential oil required. Then add 20% polysorbate 80 (So if you're making a reed diffuser at 30% fragrance load you add 3mls of polysorbate 80 - If you're making a strong version at 50% fragrance load you add 5mls of polysorbate 80 to the fragrance. Mix well.

Shake the diffuser base well before adding the fragrance oil / polysorbate 80 mix. Then pour the required amount of reed diffuser on top. Mix well and carefully pour into your diffuser jar. Do not fill to the top as you need to leave space to allow for the reed sticks. You can always add more later.

Place reed sticks into jar. Leave for 1 - 2 hours, then flip the reed sticks over and insert the dry end into the jar to saturate the other end. Ensure you wash your hands thoroughly and clean the jar with a soft clean cloth before placing in final area.

Placement is super important. Be sure to place your reed diffuser in an area that gets air flow, to ensure the scent moves around the room. Never place in a stagnant corner, as you'll never get the benefits of all your hard work :)

Tips: I recommend flipping the reed sticks over weekly, until the scent has diminished. It's recommended to replace the reed sticks every time you, remake your diffuser as the reed sticks get covered in dust and lose their ability to diffuse oils.

Perfect placement is the key to reed diffuser success, The entry or foyer works well, when you open the door you are enveloped in beautiful fragrance that sets the scene for whats to come. If your placing your reed diffuser in your bed room or a smaller room make sure its not in a corner, you'll want to ensure airflow to really get the best out of your diffuser..

Shop Now



Get in Touch

If you're after a special custom fragrance to stand out from the crowd...that's my specialty.

I am the girl that can make that happen for you. Or if you want a fragrance oil in BULK size and it's not currently on the website I can make that happen too.

Feel free to contact me:
info@nzcandlesupplies.nz or 021 129 5630

Passionate candle maker,
Nicole

