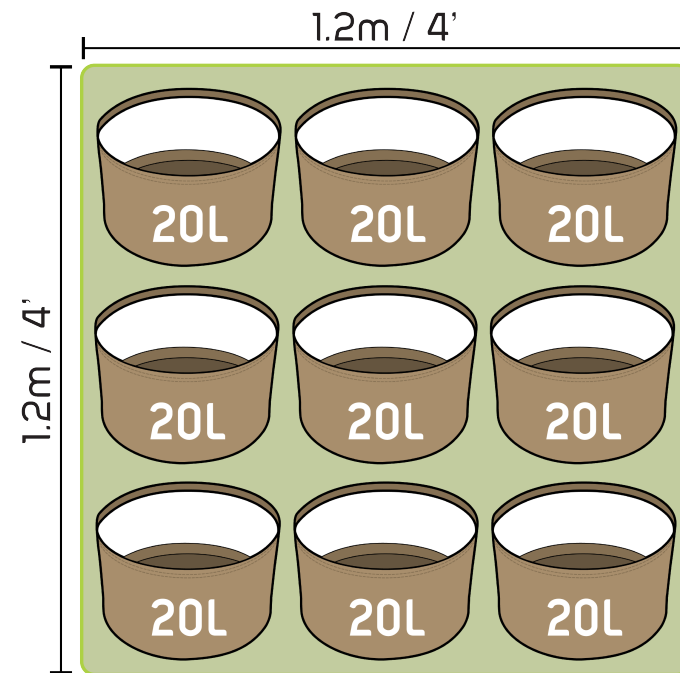
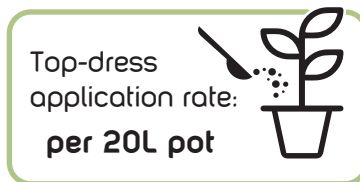
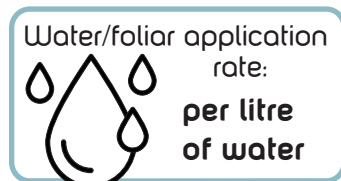




LIVING SOIL 20L POTS FEED SCHEDULE & GUIDELINES

This feed schedule is based on using 9 x 20L pots in a 1.2m² growing space.

Ecothrive amendments & additives for living soil	
NEUTRALISE	Tap water dechlorinator (chlorine and chloramine)
BIOSYS	Instant microbe tea for enhanced soil biology
BIO-BLEND	Complete compost extract for enhancing plant nutrition and soil health
FLOURISH	Concentrated seaweed extract for natural vitality and stress resistance
CHARGE	Insect frass soil amendment for boosting fertility
LIFE-CYCLE	Premium organic soil amendment for restoring soil nutrition



Product	Application	GROWTH PHASE			BLOOM PHASE								
		Week 1	Week 2	Week 3	Week 1	Week 2	Week 3	Week 4	Week 5	Week 6	Week 7	Week 8	Week 9
NEUTRALISE	WATER	1 drop	1 drop	1 drop	1 drop	1 drop	1 drop	1 drop	1 drop	1 drop	1 drop	1 drop	1 drop
BIOSYS	WATER	1g	1g	0.5g	0.5g	0.5g	0.5g	0.5g	0.5g	0.5g	0.5g	--	--
BIO-BLEND	WATER	--	25-50ml	25-50ml	50-100ml	50-100ml	50-100ml	50-100ml	50-100ml	50-100ml	50-100ml	--	--
FLOURISH	WATER	0.5ml	0.5ml	0.5ml	0.5ml	0.5ml	0.25ml	0.25ml	0.25ml	0.25ml	0.25ml	0.25ml	--
FLOURISH	FOLIAR	10ml	10ml	10ml	10ml	10ml	--	--	--	--	--	--	--
CHARGE	TOP-DRESS	--	--	3-6g (1-2 tsp)	--	3-6g (1-2 tsp)	--	3-6g (1-2 tsp)	--	--	--	--	--
LIFE-CYCLE	TOP-DRESS	--	--	--	5-10g (1-2 tsp)	--	5-10g (1-2 tsp)	--	5-10g (1-2 tsp)	--	--	--	--

Application rates may vary due differences in pot size and plant density. Factors such as increased CO₂ levels, high PPF and environmental fluctuations also impact nutritional uptake. Please take these factors into consideration.

For more help, feel free to contact us: info@ecothrive.co.uk | 01142 580 408