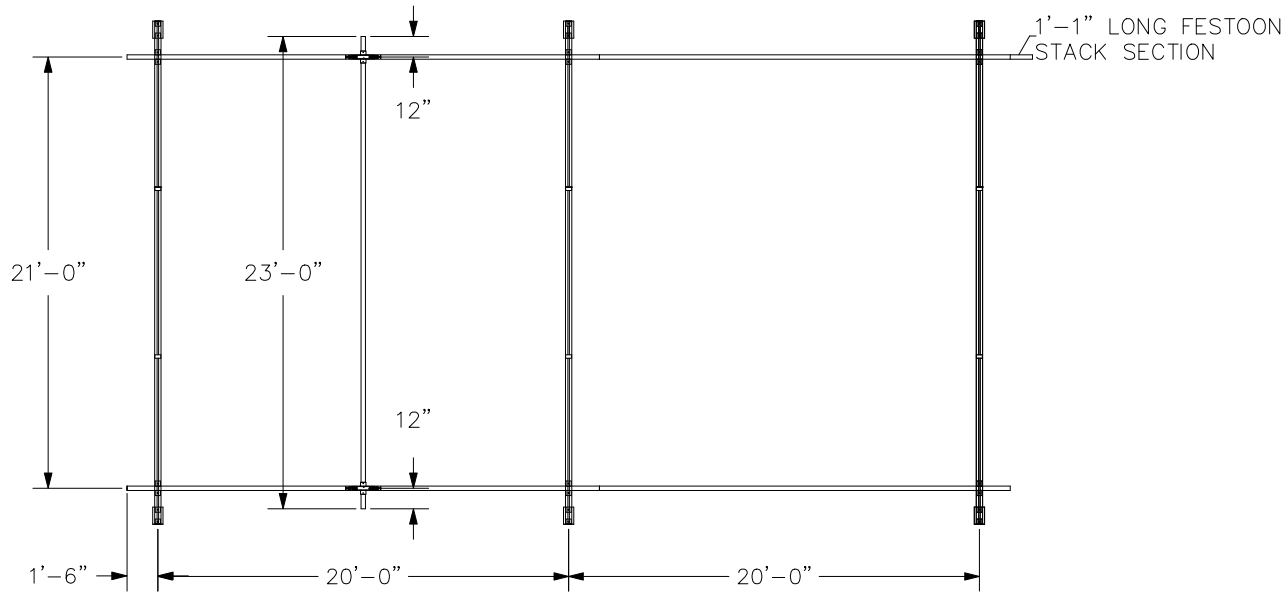
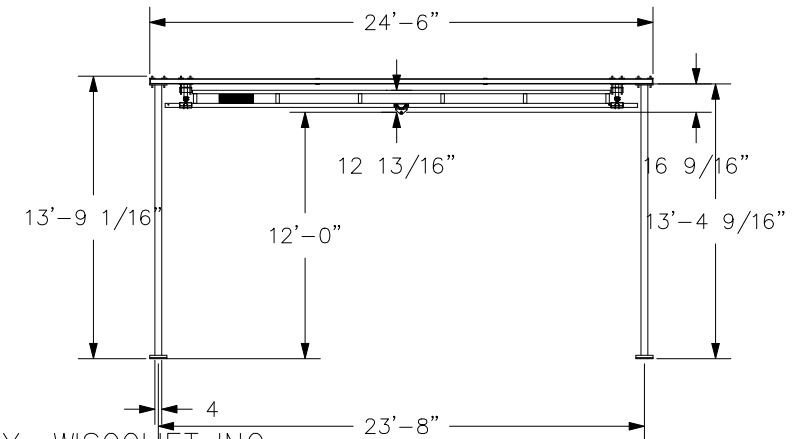
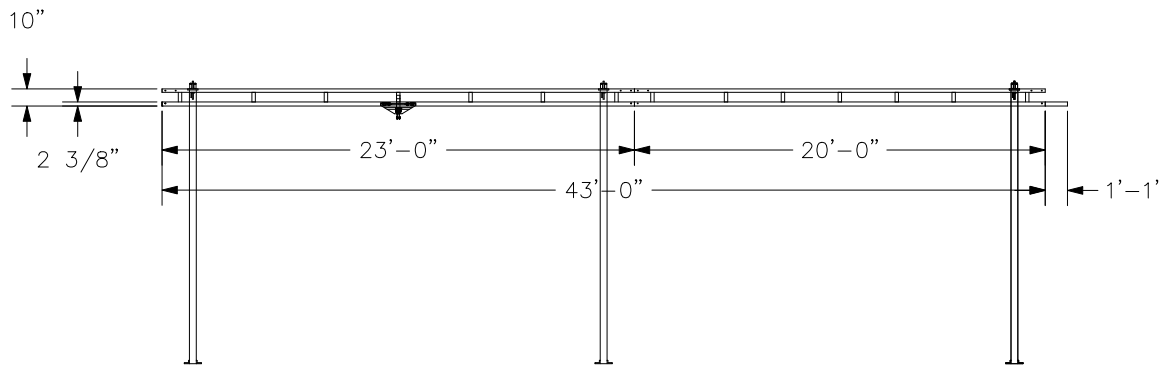


CONFIDENTIAL

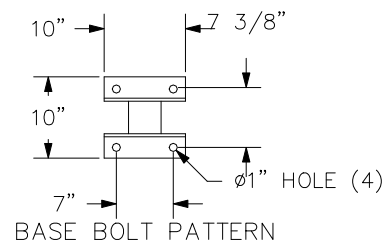
SUPPORT ASSEMBLIES ARE DESIGNED TO AISC SPECIFICATIONS. IF NO MOVEMENT OF SUPPORT ASSEMBLIES IS REQUIRED, THEN BRACING TO BUILDING STEEL IS RECOMMENDED (NOT INCLUDED).



BRIDGE TROLLEY TRAVEL IS 20'-7".
ENDTRUCK TRAVEL IS 40'-9 7/16".



HANGERS ARE ON 20' CENTERS MAXIMUM WITH A 48" CANTILEVER ON EACH END MAXIMUM. HANGERS MUST BE WITHIN 48" OF SPLICE JOINT



DO NOT SCALE FROM DRAWING. DIMENSIONS ARE STEEL TO STEEL AND MAY VARY. HANGER POSITION TOLERANCE = $\pm 2 \frac{1}{2}$ "

CREATED BY: WISCOLIFT INC

| | | |
|---|--|--|
| CRANE INFORMATION | | GORBEL 600 FISHERS RUN P.O. BOX 593 FISHERS, NY 14453-0593 |
| CAPACITY: 500LBS/BR BRIDGE OAL: 23'-0" BRIDGE SERIES: 500 RUNWAY OAL: 43'-0" RUNWAY SERIES: 500 | | |
| TOLERANCE: $\pm 1/8$ | | GLCS-FS-500-23-43-12 |
| QUANTITY: 1 | | GENERAL ARRANGEMENT |
| I.D. #: DEMO500FS.4A | | BY: bilcon |
| | | DATE: AUG 5, 2015 |
| | | LINE #: 4 |
| | | P/N: DEMO500FS.4A |