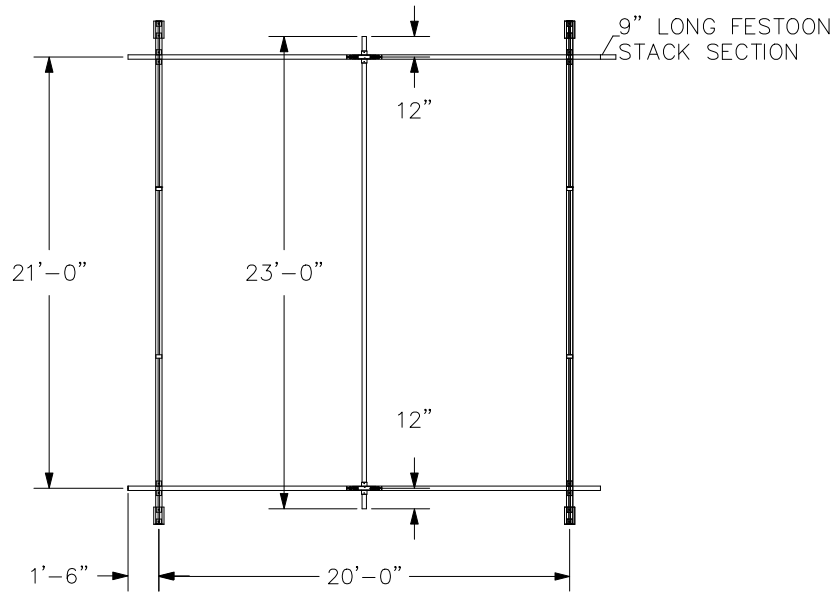
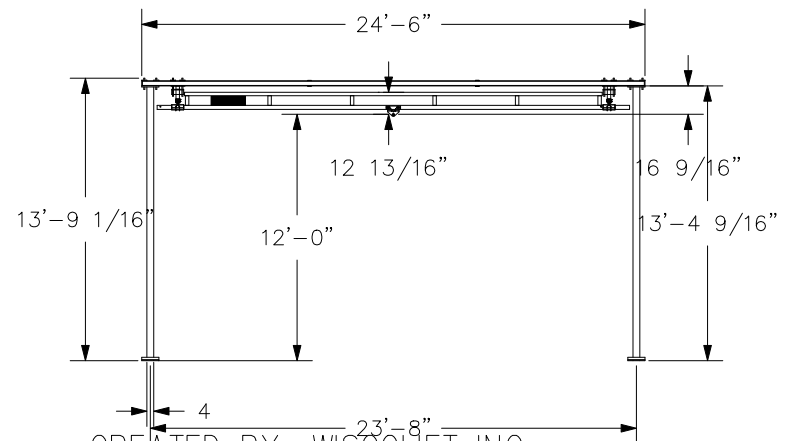
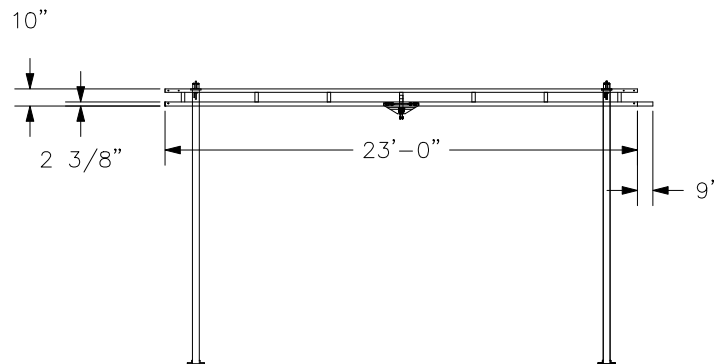


CONFIDENTIAL

SUPPORT ASSEMBLIES ARE DESIGNED TO AISC SPECIFICATIONS. IF NO MOVEMENT OF SUPPORT ASSEMBLIES IS REQUIRED, THEN BRACING TO BUILDING STEEL IS RECOMMENDED (NOT INCLUDED).

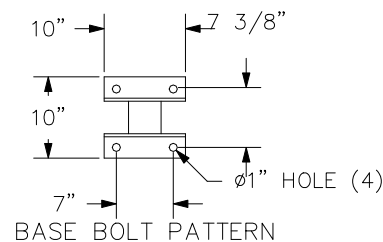


BRIDGE TROLLEY TRAVEL IS 20'-7".  
ENDTRUCK TRAVEL IS 20'-9 7/16".



CREATED BY: WISCOLIFT INC

HANGERS ARE ON 20' CENTERS MAXIMUM WITH A 48" CANTILEVER ON EACH END MAXIMUM. HANGERS MUST BE WITHIN 48" OF SPLICE JOINT



DO NOT SCALE FROM DRAWING. DIMENSIONS ARE STEEL TO STEEL AND MAY VARY. HANGER POSITION TOLERANCE =  $\pm 2 \frac{1}{2}$ "

CRANE INFORMATION		<b>GORBEL</b> 600 FISHERS RUN P.O. BOX 593 FISHERS, NY 14453-0593	
CAPACITY: 500LBS/BR			
BRIDGE OAL: 23'-0"		GLCS-FS-500-23-23-12	
BRIDGE SERIES: 500		GENERAL ARRANGEMENT	
RUNWAY OAL: 23'-0"		DATE: AUG 5, 2015	
RUNWAY SERIES: 500		P/N: DEMO500FS.3A	
TOLERANCE: $\pm 1/8$		BY: bilcon	DATE: AUG 5, 2015
QUANTITY: 1		LINE #: 3	P/N: DEMO500FS.3A
I.D. #: DEMO500FS.3A			