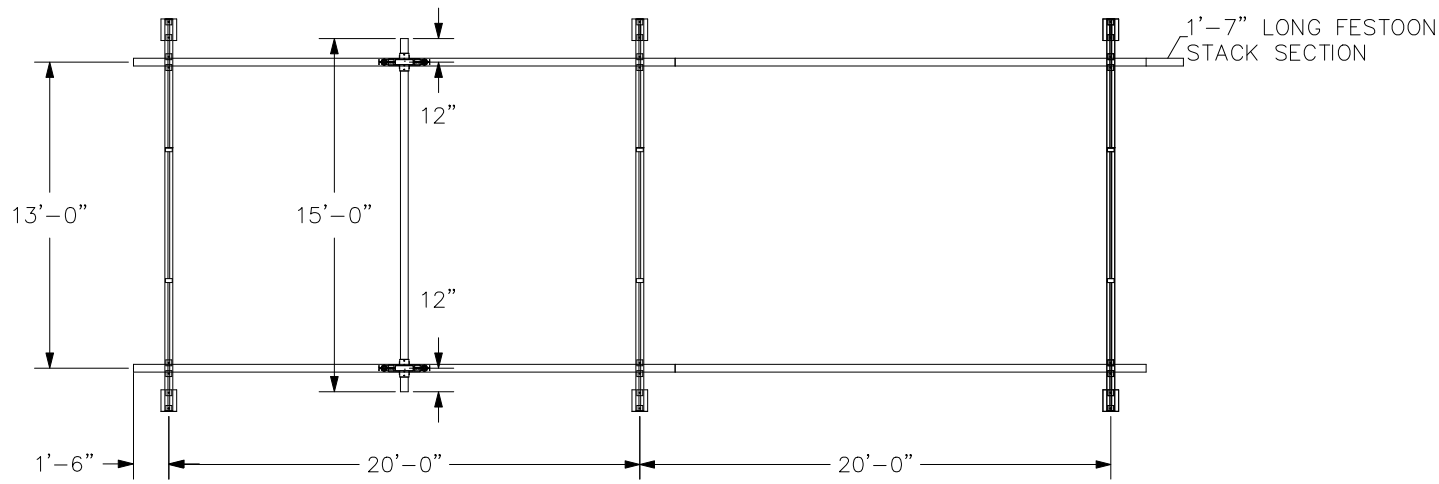
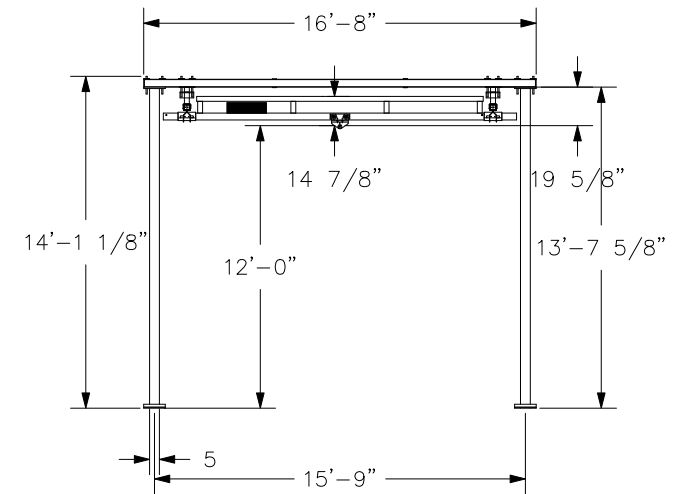
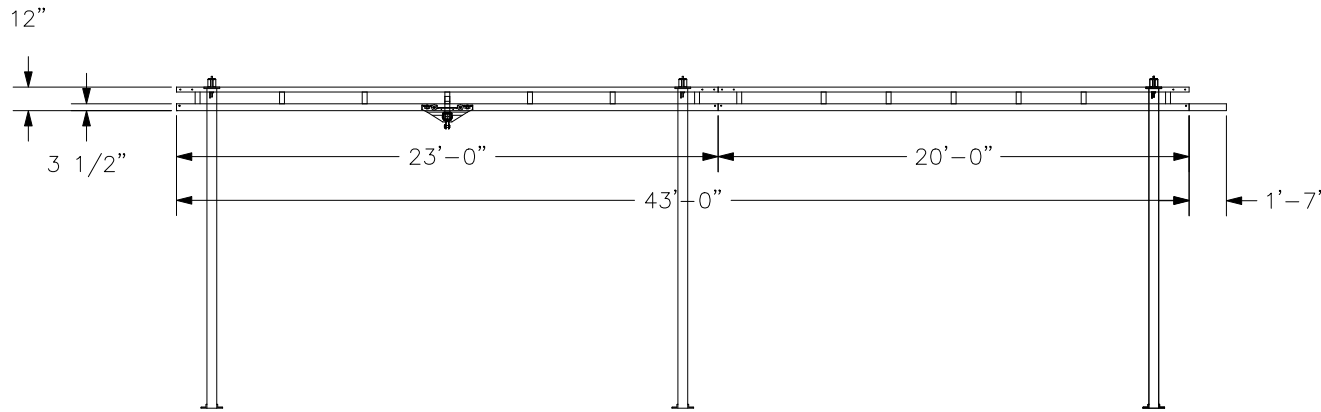


CONFIDENTIAL

SUPPORT ASSEMBLIES ARE DESIGNED TO AISC SPECIFICATIONS. IF NO MOVEMENT OF SUPPORT ASSEMBLIES IS REQUIRED, THEN BRACING TO BUILDING STEEL IS RECOMMENDED (NOT INCLUDED).

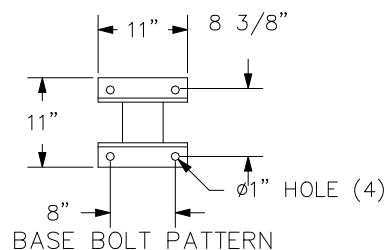


BRIDGE TROLLEY TRAVEL IS 12'-3 9/16".
ENDTRUCK TRAVEL IS 40'-3 1/2".



HANGERS ARE ON 20' CENTERS MAXIMUM WITH A 48" CANTILEVER ON EACH END MAXIMUM. HANGERS MUST BE WITHIN 48" OF SPLICE JOINT

DO NOT SCALE FROM DRAWING. DIMENSIONS ARE STEEL TO STEEL AND MAY VARY. HANGER POSITION TOLERANCE = $\pm 2 \frac{1}{2}$ "



CREATED BY: WISCOLIFT INC

CRANE INFORMATION		GORBEL 600 FISHERS RUN P.O. BOX 593 FISHERS, NY 14453-0593	
CAPACITY: 2000LBS/BR BRIDGE OAL: 15'-0" BRIDGE SERIES: 2000 RUNWAY OAL: 43'-0" RUNWAY SERIES: 2000			
TOLERANCE: $\pm 1/8$		BY: bilcon	DATE: AUG 5, 2015
QUANTITY: 1		LINE #: 2	P/N: DEMO2000FS.2A
I.D. #: DEMO2000FS.2A			