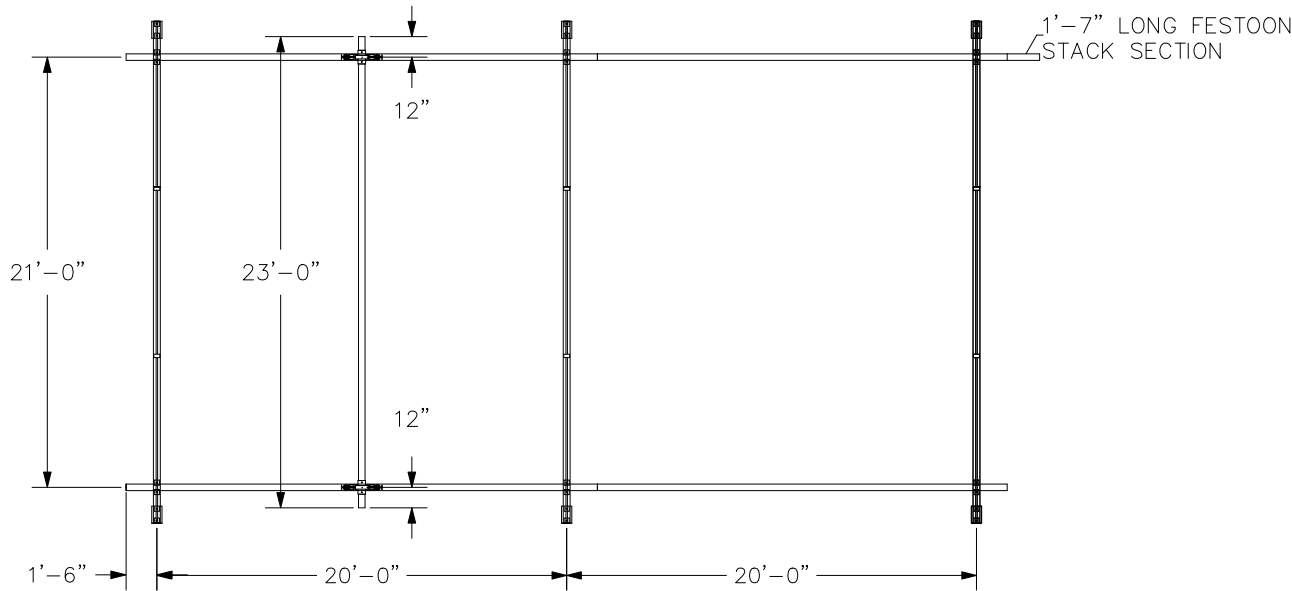
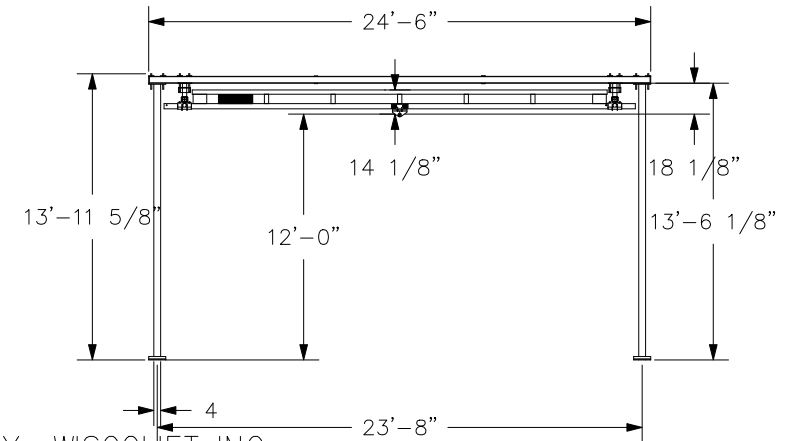
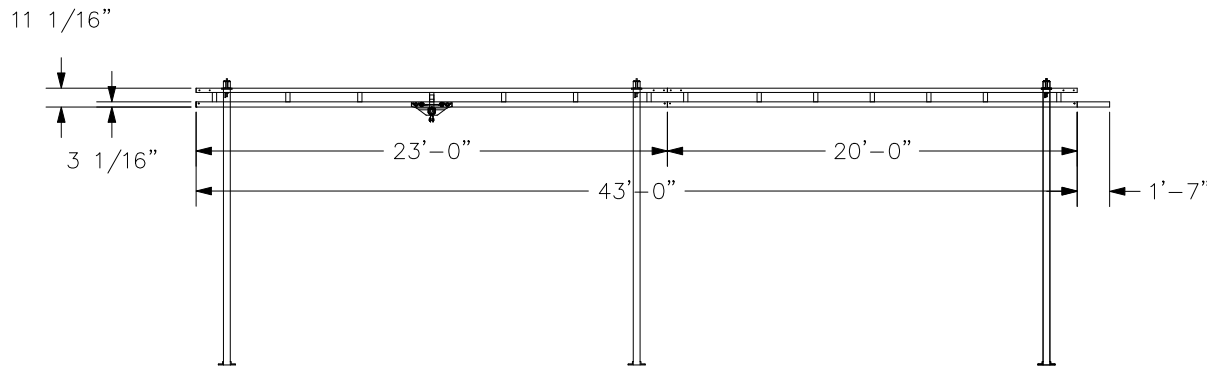


CONFIDENTIAL

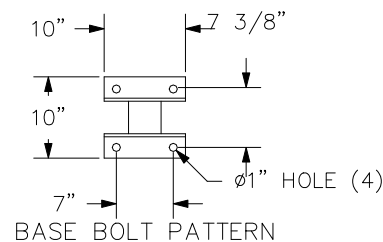
SUPPORT ASSEMBLIES ARE DESIGNED TO AISC SPECIFICATIONS. IF NO MOVEMENT OF SUPPORT ASSEMBLIES IS REQUIRED, THEN BRACING TO BUILDING STEEL IS RECOMMENDED (NOT INCLUDED).



BRIDGE TROLLEY TRAVEL IS 20'-4 7/16".
ENDTRUCK TRAVEL IS 40'-5 5/8".



HANGERS ARE ON 20' CENTERS MAXIMUM WITH A 48" CANTILEVER ON EACH END MAXIMUM. HANGERS MUST BE WITHIN 48" OF SPLICE JOINT



DO NOT SCALE FROM DRAWING. DIMENSIONS ARE STEEL TO STEEL AND MAY VARY. HANGER POSITION TOLERANCE = ±2 1/2"

CREATED BY: WISCOLIFT INC

CRANE INFORMATION		GORBEL 600 FISHERS RUN P.O. BOX 593 FISHERS, NY 14453-0593	
CAPACITY: 1000LBS/BR BRIDGE OAL: 23'-0" BRIDGE SERIES: 1000 RUNWAY OAL: 43'-0" RUNWAY SERIES: 1000			
TOLERANCE: ±1/8		BY: bilcon	DATE: AUG 5, 2015
QUANTITY: 1		LINE #: 4	P/N: DEMO1000FS.4A
I.D. #: DEMO1000FS.4A			