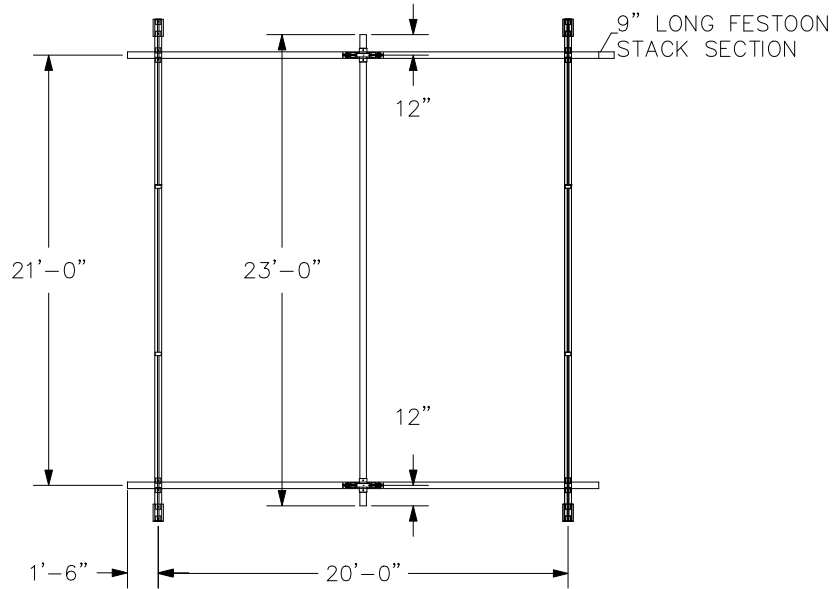
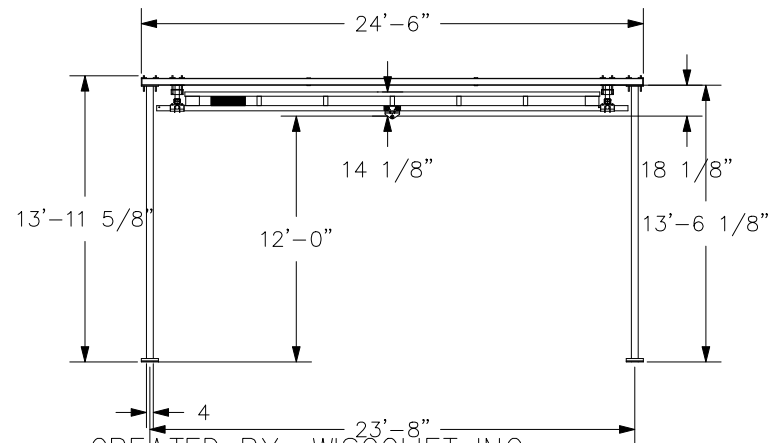
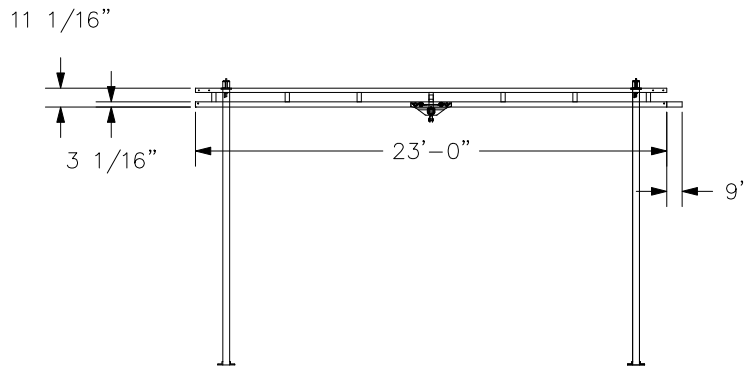


CONFIDENTIAL

SUPPORT ASSEMBLIES ARE DESIGNED TO AISC SPECIFICATIONS. IF NO MOVEMENT OF SUPPORT ASSEMBLIES IS REQUIRED, THEN BRACING TO BUILDING STEEL IS RECOMMENDED (NOT INCLUDED).

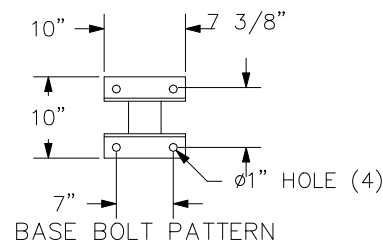


BRIDGE TROLLEY TRAVEL IS 20'-4 7/16".
ENDTRUCK TRAVEL IS 20'-5 5/8".



CREATED BY: WISCOLIFT INC

HANGERS ARE ON 20' CENTERS MAXIMUM WITH A 48" CANTILEVER ON EACH END MAXIMUM. HANGERS MUST BE WITHIN 48" OF SPLICE JOINT



DO NOT SCALE FROM DRAWING. DIMENSIONS ARE STEEL TO STEEL AND MAY VARY. HANGER POSITION TOLERANCE = ±2 1/2"

CRANE INFORMATION		GORBEL 600 FISHERS RUN P.O. BOX 593 FISHERS, NY 14453-0593
CAPACITY: 1000LBS/BR		
BRIDGE OAL: 23'-0"		GLCS-FS-1000-23-23-12
BRIDGE SERIES: 1000		GENERAL ARRANGEMENT
RUNWAY OAL: 23'-0"		TOLERANCE: ±1/8
RUNWAY SERIES: 1000		BY: bilcon
TOLERANCE: ±1/8		DATE: AUG 5, 2015
QUANTITY: 1		LINE #: 3
I.D. #: DEMO1000FS.3A		P/N: DEMO1000FS.3A