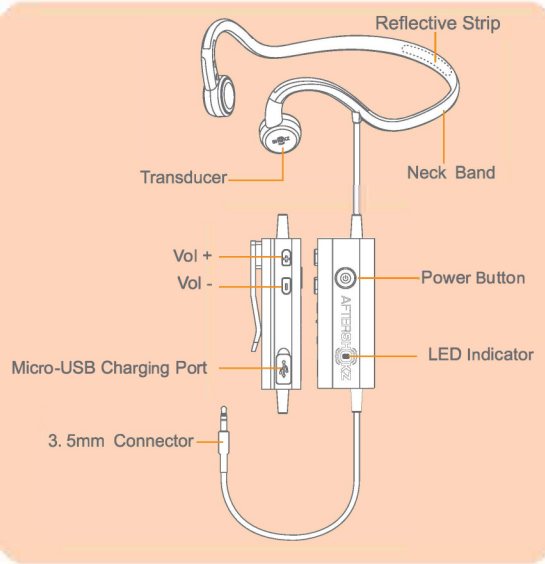


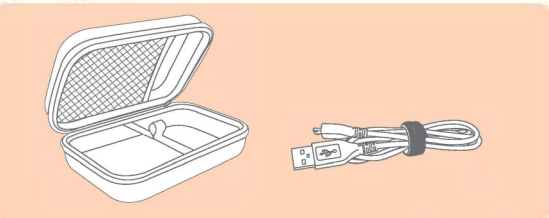
Sportz3

OPEN EAR STEREO HEADPHONES
POWERED BY BONE CONDUCTION TECHNOLOGY

Part description



Accessories



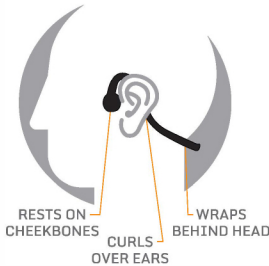
| Item | Quantity |
|--------------------------|----------|
| Micro-USB charging cable | 1 |
| Instruction manual | 1 |
| Warranty register card | 1 |
| Zippered storage pouch | 1 |

Features

- ▶ OpenFit™ offers situational awareness and extended comfort.
- ▶ PremiumPitch™ delivers exceptional sound.
- ▶ Sweat resistant design.

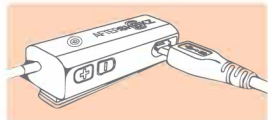
How to wear

Place the wraparound headband behind your neck with the transducer resting on the bone in front of your ears, not on your ears.



How to operate

Charging



Connect the headphone to a standard USB port on your PC or a wall charger via the Micro-USB charging cable. The headphone will be fully charged in 2 hours. After full charged, the LED Indication will turn from red to blue.

During charging the LED Indicator is red. After fully charged, the LED Indicator is blue.

Note:

It's recommended to charge the headphone before using for the first time, in case the battery is exhausted during storage.

Power Button

Press the Power Button  to turn on/off the headphone

Note:

If the power is on and there is no signal input for 15 minutes, the headphone will automatically enter STANDBY MODE to save power.

Once in STANDBY MODE, there will be a 2 seconds delay when "waking up" the headphone.

If the STANDBY MODE lasts 2 hours, the headphone will automatically be off.

Volume Control

Use the Vol+  and Vol-  button to increase or decrease the volume.

Reflective Strip

Put the Reflective Strip out of the hair to be safer.

LED indication

| Headset Status | Battery Status | Action |
|-------------------|-------------------|---|
| Operating | Full charged | Blue light flashes every 4 seconds |
| Standby Mode | Full charged | Blue light flashes twice every 10 seconds |
| Operating/Standby | Low battery | Red light flashes every 4 seconds |
| Charging | Charging | Solid red light |
| | Charging complete | Solid blue light |

Specifications

| Speaker Type | Bone Conduction Speaker |
|--------------------|------------------------------|
| Sensitivity | 100±3dB |
| Frequency Response | 20Hz-20KHz |
| Battery | Rechargeable Lithium Battery |
| Playback Time | 12H |
| Charging Time | 2H |
| Cable Length | 130cm |
| Weight | 45g |

Trouble shooting

| Issue | Possible Problem | Resolution |
|--------------------------------|--|-----------------------------------|
| Does not turn on | The battery is too low | Charge the battery |
| Only produce sound on one side | Most likely, the 3.5 mm jacks not plugged all the way in | Plug in the 3.5mm plug completely |

Storage and maintenance

- ▶ Store the headphone in cool and dry place. The working temperature should be 0~45℃ (32~113°F). Working in cold/hot environment or highly humid area will reduce the life of battery.
- ▶ After storage for a long period, please charge the headphone before using again.
- ▶ The headphone is water resistant, but is NOT waterproof. Please DON'T put the headphone into water. Clean it with soft cloth if necessary.
- ▶ Listening with headphone at high volume may affect your hearing and the audio will be distorted.
- ▶ Clean the headphone with a soft dry cloth.
- ▶ Do not bring the headphone into contact with any sharp object.
- ▶ Do not leave the headphone to extremely high or low temperature.
- ▶ Do not charge the headphone in the moist environment.

Note:

Design and specifications are subject to change without notice.
For more information on the product, please visit www.AfterShokz.com