

**madeo**<sup>®</sup>


# Getting Started In Your Classroom.

Activate your Makedo tools from the get-go.



# Summary

About Makedo	3
Makedo Tools	4
Sourcing Cardboard	5
Education Resources	6
Making Categories	15
Contact	22



# About Makedo

Inspired by the creativity and playfulness of his own kids, in 2008, PJ set off on a design adventure.

With a background in toy design, PJ was determined to create something that wouldn't end up in landfill, and that would take childrens' imaginations and natural inclination to play to the next level.

Seeing the big fun his own kids would have with a simple cardboard box sparked memories of his own childhood box play, and highlighted the potential and value of this humble, everyday material. The 'aha' moment that PJ had been looking for, had arrived.


**Tools. For kids. For cardboard.**

”


**Be the change.  
Makedo.**

With a mission to repurpose today, solve tomorrow, Makedo empowers kids to develop the necessary skills; communication, creativity, critical thinking, collaboration and empathy, to navigate and problem solve their way through our changing world.

Today, Makedo is growing a global community of like-minded makers who are working together to improve the future for people and the planet.



# Meet the Makedo tools!



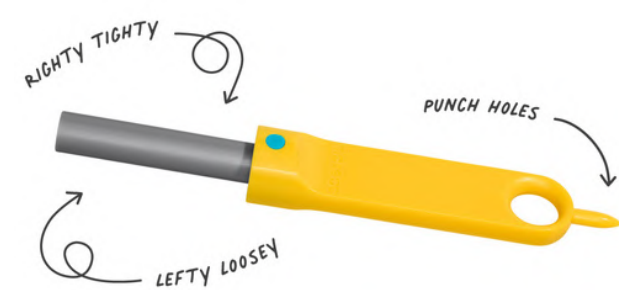
## Safe-Saw

Effectively cuts through cardboard. Safe for small hands.



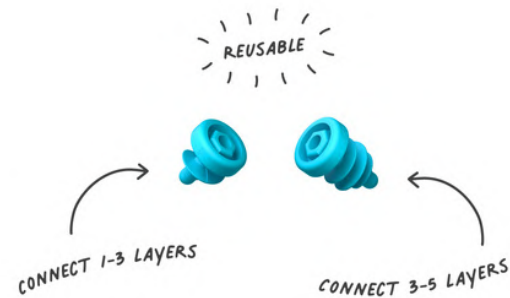
## Fold-Roller

Perforate fold lines to sculpt cardboard like a pro.



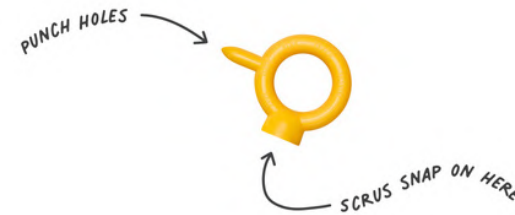
## Scru-Driver

It's a screwdriver for Scrus.  
Need we say more?



## Scru & Scru+

Easily and firmly connect multiple layers of cardboard.



## Mini-Tool

Always on hand for extra makers.  
It's a Scru-Driver made mini.



# Sourcing cardboard

In the spirit of making do, you'll need to find the cardboard locally. Here are a few ideas for where to find good cardboard:

- ✓ In your home recycling bin
- ✓ At the grocer
- ✓ At the hardware store
- ✓ Near the loading bay at most supermarkets
- ✓ At cardboard recycling plants
- ✓ At bicycle and appliance stores
- ✓ At second-hand box suppliers
- ✓ From cardboard manufacturers

# Education Resources

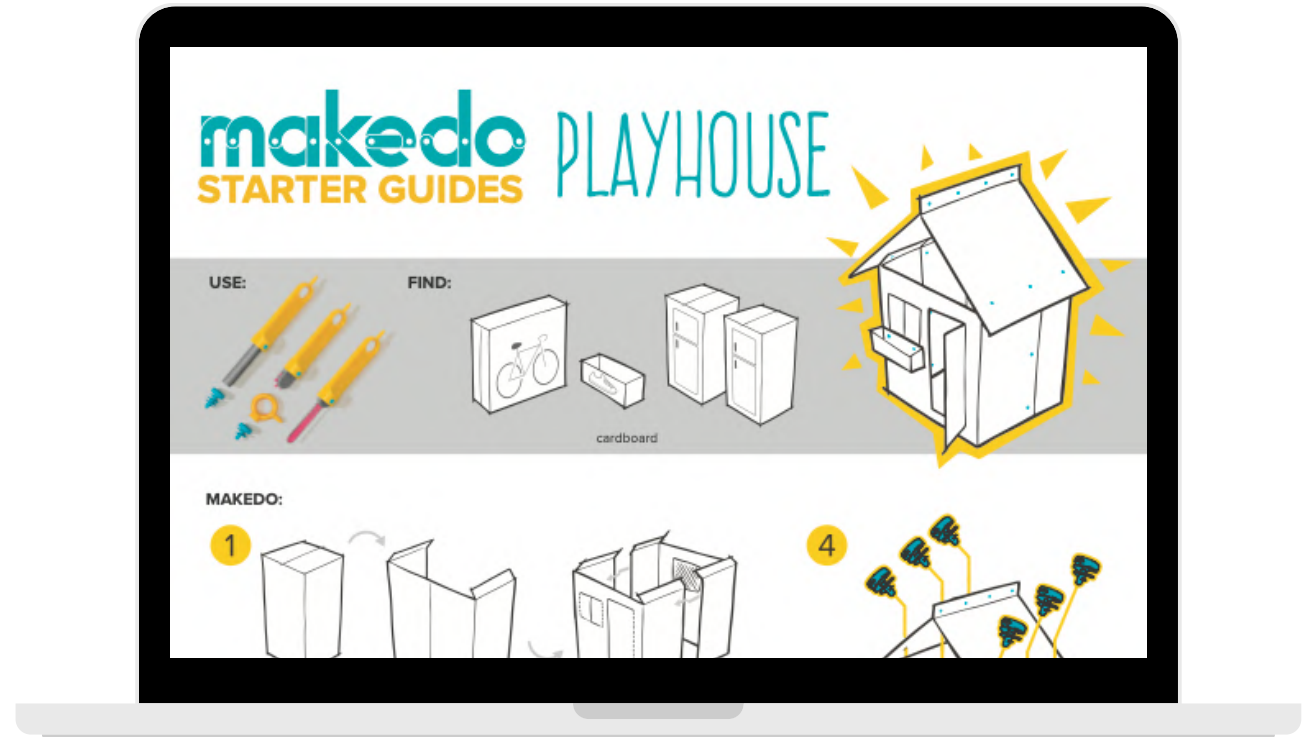
Our collection of Education Resources will inspire and support you to facilitate open-ended making experiences, STEAM projects, interdisciplinary activities and more!

# Starter Guides


New to Makedo? These starter guides are a bite-sized and simple way for your students to get started with the Makedo cardboard construction system.

Access Starter Guides here:  
<https://know.make.do>

*PERFECT TO GET STARTED*



SEE THE TOOLS IN ACTION



# How To Videos

For beginners and experts alike, teachers and students can refer to our How To Videos to learn the basics of using the Makedo tools, as well as more advanced tips for getting the most out of your tools and upcycled cardboard.

Access How To Videos here:

<https://www.youtube.com/@makedoTV>




# Subject-Aligned Activities

These subject-aligned, adaptive Makedo activities enable interdisciplinary learning, and easily link to global curriculum standards.

Use these activities to support your students to develop their imagination, design thinking abilities, social-emotional skills, and the 4Cs.

Access Subject-Aligned Activities here:  
<https://know.make.do>

*ENGAGING, MEANINGFUL, AND FUN!*



WHO DOESN'T LIKE A GOOD CHALLENGE?



# STEAM Design Challenges

Develop your students' STEAM skills with these design challenges. Students will follow the design thinking process to solve a problem by inquiring, generating ideas, creating prototypes, and testing designs.

Access STEAM Design Challenges here:

<https://know.make.do>

# Classroom Snapshots

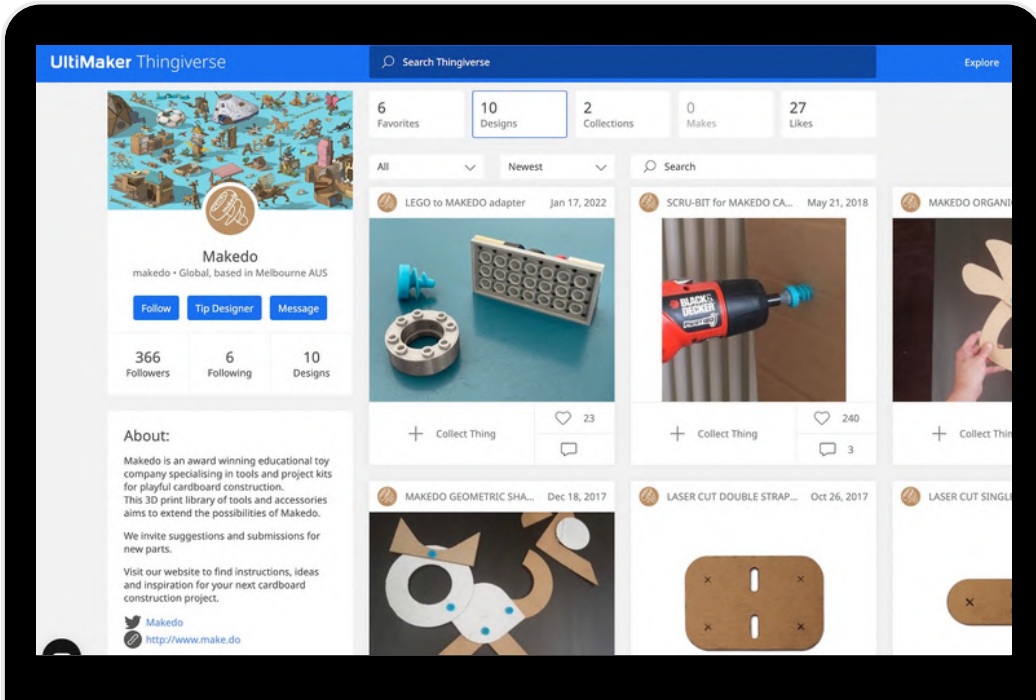
Be inspired by what educators and students from all over the globe have been up to with Makedo. No creation is the same, and they are all magnificent!

Access Classroom Snapshots here:  
<https://know.make.do>

*GET INSPIRED!*



TAKE IT TO THE NEXT LEVEL



# 3D Printing

To complement the Makedo cardboard construction system we have developed a library of Makedo compatible parts for you to freely download and 3D print.

There are parts to enhance functionality, improve efficiency and integrate directly with other maker products. It's an ongoing project so keep checking back in!

Download 3D files here:

<https://www.thingiverse.com/makedo/designs>

# Makedo Change

We believe in teaching young people the skills to tackle our world's biggest problems.

That's why we developed Makedo Change - an interdisciplinary STEAM program that explores the issues affecting the most vulnerable people on our planet.


Comprising up to 25 ready-to-go, adaptive lesson plans that meet a broad range of curriculum objectives and outcomes, students explore global citizenship and changemaking, investigate a real world problem, and follow the design process to invent creative solutions.

Students seek sponsorship for taking part in Makedo Change to raise funds for the global issue they're focusing on. Our inaugural program explores water safety, and supports the work of not-for-profit Evidence Action, who is providing over four million people with free and reliable access to safe water every year.

More information available here:  
<https://make.do/pages/education>



BE THE FIRST TO KNOW



# Education Newsletter

Stay in the loop! Be the first to hear about our latest educator resources, making tips and tricks, product developments and more. Only good things!

Subscribe to the Education Newsletter here:  
<https://make.do/pages/education>



# Making Categories

Use these Making Categories and the accompanying real-life classroom examples as springboards for getting started with Makedo in your learning space.

# Creatures & Characters





# Costumes, Props & Sets



# Structures



# Worlds & Habitats



# Games & Toys



# Vehicles



# Connect with us.

## Website

<https://www.make.do/>

## Education page

<https://www.make.do/pages/education>

## Inspiration HUB

<https://know.make.do/>

## Instagram



<https://www.instagram.com/makedo/>

## Pinterest



<https://www.pinterest.com/makedo/>

## Twitter



<https://twitter.com/Makedo>

## Want to chat?

Reach out to us with any questions, project ideas, or anything else you want to share.

We're always here for you!

Contact us at:  
[hello@make.do](mailto:hello@make.do)





**Repurpose today, solve tomorrow.**

**make.do**