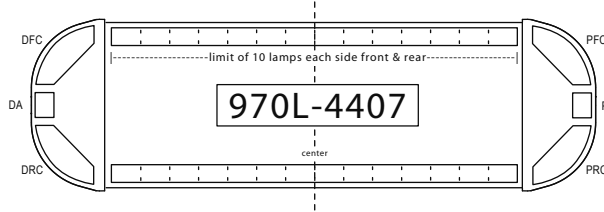


970L SCORPION

LIGHTBAR ORDERING WORKSHEET



The front of the 970L-4407 is limited to 10 lamp positions not including blanks. This means that for bar that is full with no blanks could accommodate 6 full lamps and 4 - 1/2 lamps. Blanks may be 1/2 or full size or any combination of both. LED warning lights are also available for 1/2 lamp positions. Full and 1/2 LED warning lamps are available in red, blue, amber and white LEDs and lens colors.

FRONT LAMP OPTIONS

<div style="border: 1px solid black; padding: 5px; display: inline-block;">Full</div>	<div style="border: 1px solid black; padding: 5px; display: inline-block;">1/2</div>
<p>Full Lamp Options Lamp = 6 LED, 3 LED, Preemption (center only) or Blank Color = Red, Blue, Amber or White - LED & Lens</p>	<p>1/2 Lamp Options Lamp = LED Takedown (white only), LED Warning Light or Blank Color = LED-Warning - Red, Blue, Amber or White - LED & Lens</p>

FRONT CONFIGURATIONS

970L-01	DF3	DF2	DF1	FC	PF1	PF2	PF3
Lamp	3 LED <input type="checkbox"/> 6 LED <input type="checkbox"/> Blank <input type="checkbox"/>	3 LED <input type="checkbox"/> 6 LED <input type="checkbox"/> Blank <input type="checkbox"/>	3 LED <input type="checkbox"/> 6 LED <input type="checkbox"/> Blank <input type="checkbox"/>	3 LED <input type="checkbox"/> 6 LED <input type="checkbox"/> Preemption <input type="checkbox"/> Blank <input type="checkbox"/>	3 LED <input type="checkbox"/> 6 LED <input type="checkbox"/> Blank <input type="checkbox"/>	3 LED <input type="checkbox"/> 6 LED <input type="checkbox"/> Blank <input type="checkbox"/>	3 LED <input type="checkbox"/> 6 LED <input type="checkbox"/> Blank <input type="checkbox"/>
Color	Red <input type="checkbox"/> Blue <input type="checkbox"/> Amber <input type="checkbox"/> White <input type="checkbox"/> Colored Lens <input type="checkbox"/>	Red <input type="checkbox"/> Blue <input type="checkbox"/> Amber <input type="checkbox"/> White <input type="checkbox"/> Colored Lens <input type="checkbox"/>	Red <input type="checkbox"/> Blue <input type="checkbox"/> Amber <input type="checkbox"/> White <input type="checkbox"/> Colored Lens <input type="checkbox"/>	Red <input type="checkbox"/> Blue <input type="checkbox"/> Amber <input type="checkbox"/> White <input type="checkbox"/> Colored Lens <input type="checkbox"/>	Red <input type="checkbox"/> Blue <input type="checkbox"/> Amber <input type="checkbox"/> White <input type="checkbox"/> Colored Lens <input type="checkbox"/>	Red <input type="checkbox"/> Blue <input type="checkbox"/> Amber <input type="checkbox"/> White <input type="checkbox"/> Colored Lens <input type="checkbox"/>	Red <input type="checkbox"/> Blue <input type="checkbox"/> Amber <input type="checkbox"/> White <input type="checkbox"/> Colored Lens <input type="checkbox"/>

970L-02	DF4	DF3	DF2	DF1	PF1	PF2	PF3	PF4
Lamp	3 LED <input type="checkbox"/> 6 LED <input type="checkbox"/> Blank <input type="checkbox"/>	3 LED <input type="checkbox"/> 6 LED <input type="checkbox"/> Blank <input type="checkbox"/>	3 LED <input type="checkbox"/> 6 LED <input type="checkbox"/> Blank <input type="checkbox"/>	Take Down <input type="checkbox"/> Warning <input type="checkbox"/> Blank <input type="checkbox"/>	Take Down <input type="checkbox"/> Warning <input type="checkbox"/> Blank <input type="checkbox"/>	3 LED <input type="checkbox"/> 6 LED <input type="checkbox"/> Blank <input type="checkbox"/>	3 LED <input type="checkbox"/> 6 LED <input type="checkbox"/> Blank <input type="checkbox"/>	3 LED <input type="checkbox"/> 6 LED <input type="checkbox"/> Blank <input type="checkbox"/>
Color	Red <input type="checkbox"/> Blue <input type="checkbox"/> Amber <input type="checkbox"/> White <input type="checkbox"/> Colored Lens <input type="checkbox"/>	Red <input type="checkbox"/> Blue <input type="checkbox"/> Amber <input type="checkbox"/> White <input type="checkbox"/> Colored Lens <input type="checkbox"/>	Red <input type="checkbox"/> Blue <input type="checkbox"/> Amber <input type="checkbox"/> White <input type="checkbox"/> Colored Lens <input type="checkbox"/>	If LED Warning Red <input type="checkbox"/> Blue <input type="checkbox"/> Amber <input type="checkbox"/> White <input type="checkbox"/> C-Lens <input type="checkbox"/>	If LED Warning Red <input type="checkbox"/> Blue <input type="checkbox"/> Amber <input type="checkbox"/> White <input type="checkbox"/> C-Lens <input type="checkbox"/>	Red <input type="checkbox"/> Blue <input type="checkbox"/> Amber <input type="checkbox"/> White <input type="checkbox"/> Colored Lens <input type="checkbox"/>	Red <input type="checkbox"/> Blue <input type="checkbox"/> Amber <input type="checkbox"/> White <input type="checkbox"/> Colored Lens <input type="checkbox"/>	Red <input type="checkbox"/> Blue <input type="checkbox"/> Amber <input type="checkbox"/> White <input type="checkbox"/> Colored Lens <input type="checkbox"/>

970L-03	DF4	DF3	DF2	DF1	FC	PF1	PF2	PF3	PF4
Lamp	Take Down <input type="checkbox"/> Warning <input type="checkbox"/> Blank <input type="checkbox"/>	Take Down <input type="checkbox"/> Warning <input type="checkbox"/> Blank <input type="checkbox"/>	3 LED <input type="checkbox"/> 6 LED <input type="checkbox"/> Blank <input type="checkbox"/>	3 LED <input type="checkbox"/> 6 LED <input type="checkbox"/> Blank <input type="checkbox"/>	3 LED <input type="checkbox"/> 6 LED <input type="checkbox"/> Preemption <input type="checkbox"/> Blank <input type="checkbox"/>	3 LED <input type="checkbox"/> 6 LED <input type="checkbox"/> Blank <input type="checkbox"/>	3 LED <input type="checkbox"/> 6 LED <input type="checkbox"/> Blank <input type="checkbox"/>	3 LED <input type="checkbox"/> 6 LED <input type="checkbox"/> Blank <input type="checkbox"/>	Take Down <input type="checkbox"/> Warning <input type="checkbox"/> Blank <input type="checkbox"/>
Color	If LED Warning Red <input type="checkbox"/> Blue <input type="checkbox"/> Amber <input type="checkbox"/> White <input type="checkbox"/> C-Lens <input type="checkbox"/>	If LED Warning Red <input type="checkbox"/> Blue <input type="checkbox"/> Amber <input type="checkbox"/> White <input type="checkbox"/> C-Lens <input type="checkbox"/>	Red <input type="checkbox"/> Blue <input type="checkbox"/> Amber <input type="checkbox"/> White <input type="checkbox"/> Colored Lens <input type="checkbox"/>	Red <input type="checkbox"/> Blue <input type="checkbox"/> Amber <input type="checkbox"/> White <input type="checkbox"/> Colored Lens <input type="checkbox"/>	Red <input type="checkbox"/> Blue <input type="checkbox"/> Amber <input type="checkbox"/> White <input type="checkbox"/> Colored Lens <input type="checkbox"/>	Red <input type="checkbox"/> Blue <input type="checkbox"/> Amber <input type="checkbox"/> White <input type="checkbox"/> Colored Lens <input type="checkbox"/>	Red <input type="checkbox"/> Blue <input type="checkbox"/> Amber <input type="checkbox"/> White <input type="checkbox"/> Colored Lens <input type="checkbox"/>	Red <input type="checkbox"/> Blue <input type="checkbox"/> Amber <input type="checkbox"/> White <input type="checkbox"/> Colored Lens <input type="checkbox"/>	If LED Warning Red <input type="checkbox"/> Blue <input type="checkbox"/> Amber <input type="checkbox"/> White <input type="checkbox"/> C-Lens <input type="checkbox"/>

970L-04

	DF4	DF3	DF2	DF1	PF1	PF2	PF3	PF4	
Lamp	3 LED <input type="checkbox"/> 6 LED <input type="checkbox"/> Blank <input type="checkbox"/>	Take Down <input type="checkbox"/> Warning <input type="checkbox"/> Blank <input type="checkbox"/>	3 LED <input type="checkbox"/> 6 LED <input type="checkbox"/> Blank <input type="checkbox"/>	3 LED <input type="checkbox"/> 6 LED <input type="checkbox"/> Blank <input type="checkbox"/>	3 LED <input type="checkbox"/> 6 LED <input type="checkbox"/> Blank <input type="checkbox"/>	3 LED <input type="checkbox"/> 6 LED <input type="checkbox"/> Blank <input type="checkbox"/>	Take Down <input type="checkbox"/> Warning <input type="checkbox"/> Blank <input type="checkbox"/>	3 LED <input type="checkbox"/> 6 LED <input type="checkbox"/> Blank <input type="checkbox"/>	
Color	Red <input type="checkbox"/> Blue <input type="checkbox"/> Amber <input type="checkbox"/> White <input type="checkbox"/> Colored Lens <input type="checkbox"/>	If LED Warning Red <input type="checkbox"/> Blue <input type="checkbox"/> Amber <input type="checkbox"/> White <input type="checkbox"/> C-Lens <input type="checkbox"/>	Red <input type="checkbox"/> Blue <input type="checkbox"/> Amber <input type="checkbox"/> White <input type="checkbox"/> Colored Lens <input type="checkbox"/>	Red <input type="checkbox"/> Blue <input type="checkbox"/> Amber <input type="checkbox"/> White <input type="checkbox"/> Colored Lens <input type="checkbox"/>	Red <input type="checkbox"/> Blue <input type="checkbox"/> Amber <input type="checkbox"/> White <input type="checkbox"/> Colored Lens <input type="checkbox"/>	Red <input type="checkbox"/> Blue <input type="checkbox"/> Amber <input type="checkbox"/> White <input type="checkbox"/> Colored Lens <input type="checkbox"/>	Red <input type="checkbox"/> Blue <input type="checkbox"/> Amber <input type="checkbox"/> White <input type="checkbox"/> Colored Lens <input type="checkbox"/>	If LED Warning Red <input type="checkbox"/> Blue <input type="checkbox"/> Amber <input type="checkbox"/> White <input type="checkbox"/> C-Lens <input type="checkbox"/>	Red <input type="checkbox"/> Blue <input type="checkbox"/> Amber <input type="checkbox"/> White <input type="checkbox"/> Colored Lens <input type="checkbox"/>

970L-05

	DF4	DF3	DF2	DF1	FC	PF1	PF2	PF3	PF4
Lamp	Take Down <input type="checkbox"/> Warning <input type="checkbox"/> Blank <input type="checkbox"/>	3 LED <input type="checkbox"/> 6 LED <input type="checkbox"/> Blank <input type="checkbox"/>	3 LED <input type="checkbox"/> 6 LED <input type="checkbox"/> Blank <input type="checkbox"/>	Take Down <input type="checkbox"/> Warning <input type="checkbox"/> Blank <input type="checkbox"/>	3 LED <input type="checkbox"/> 6 LED <input type="checkbox"/> Preemption <input type="checkbox"/> Blank <input type="checkbox"/>	Take Down <input type="checkbox"/> Warning <input type="checkbox"/> Blank <input type="checkbox"/>	3 LED <input type="checkbox"/> 6 LED <input type="checkbox"/> Blank <input type="checkbox"/>	3 LED <input type="checkbox"/> 6 LED <input type="checkbox"/> Blank <input type="checkbox"/>	Take Down <input type="checkbox"/> Warning <input type="checkbox"/> Blank <input type="checkbox"/>
Color	If LED Warning Red <input type="checkbox"/> Blue <input type="checkbox"/> Amber <input type="checkbox"/> White <input type="checkbox"/> C-Lens <input type="checkbox"/>	Red <input type="checkbox"/> Blue <input type="checkbox"/> Amber <input type="checkbox"/> White <input type="checkbox"/> Colored Lens <input type="checkbox"/>	Red <input type="checkbox"/> Blue <input type="checkbox"/> Amber <input type="checkbox"/> White <input type="checkbox"/> Colored Lens <input type="checkbox"/>	If LED Warning Red <input type="checkbox"/> Blue <input type="checkbox"/> Amber <input type="checkbox"/> White <input type="checkbox"/> C-Lens <input type="checkbox"/>	Red <input type="checkbox"/> Blue <input type="checkbox"/> Amber <input type="checkbox"/> White <input type="checkbox"/> Colored Lens <input type="checkbox"/>	If LED Warning Red <input type="checkbox"/> Blue <input type="checkbox"/> Amber <input type="checkbox"/> White <input type="checkbox"/> C-Lens <input type="checkbox"/>	Red <input type="checkbox"/> Blue <input type="checkbox"/> Amber <input type="checkbox"/> White <input type="checkbox"/> Colored Lens <input type="checkbox"/>	Red <input type="checkbox"/> Blue <input type="checkbox"/> Amber <input type="checkbox"/> White <input type="checkbox"/> Colored Lens <input type="checkbox"/>	If LED Warning Red <input type="checkbox"/> Blue <input type="checkbox"/> Amber <input type="checkbox"/> White <input type="checkbox"/> C-Lens <input type="checkbox"/>

970L-06

	DF5	DF4	DF3	DF2	DF1	PF1	PF2	PF3	PF4	PF5
Lamp	Take Down <input type="checkbox"/> Warning <input type="checkbox"/> Blank <input type="checkbox"/>	3 LED <input type="checkbox"/> 6 LED <input type="checkbox"/> Blank <input type="checkbox"/>	Take Down <input type="checkbox"/> Warning <input type="checkbox"/> Blank <input type="checkbox"/>	Take Down <input type="checkbox"/> Warning <input type="checkbox"/> Blank <input type="checkbox"/>	3 LED <input type="checkbox"/> 6 LED <input type="checkbox"/> Blank <input type="checkbox"/>	3 LED <input type="checkbox"/> 6 LED <input type="checkbox"/> Blank <input type="checkbox"/>	Take Down <input type="checkbox"/> Warning <input type="checkbox"/> Blank <input type="checkbox"/>	Take Down <input type="checkbox"/> Warning <input type="checkbox"/> Blank <input type="checkbox"/>	3 LED <input type="checkbox"/> 6 LED <input type="checkbox"/> Blank <input type="checkbox"/>	Take Down <input type="checkbox"/> Warning <input type="checkbox"/> Blank <input type="checkbox"/>
Color	If LED Warning Red <input type="checkbox"/> Blue <input type="checkbox"/> Amber <input type="checkbox"/> White <input type="checkbox"/> C-Lens <input type="checkbox"/>	Red <input type="checkbox"/> Blue <input type="checkbox"/> Amber <input type="checkbox"/> White <input type="checkbox"/> Colored Lens <input type="checkbox"/>	If LED Warning Red <input type="checkbox"/> Blue <input type="checkbox"/> Amber <input type="checkbox"/> White <input type="checkbox"/> C-Lens <input type="checkbox"/>	If LED Warning Red <input type="checkbox"/> Blue <input type="checkbox"/> Amber <input type="checkbox"/> White <input type="checkbox"/> C-Lens <input type="checkbox"/>	Red <input type="checkbox"/> Blue <input type="checkbox"/> Amber <input type="checkbox"/> White <input type="checkbox"/> Colored Lens <input type="checkbox"/>	Red <input type="checkbox"/> Blue <input type="checkbox"/> Amber <input type="checkbox"/> White <input type="checkbox"/> Colored Lens <input type="checkbox"/>	If LED Warning Red <input type="checkbox"/> Blue <input type="checkbox"/> Amber <input type="checkbox"/> White <input type="checkbox"/> C-Lens <input type="checkbox"/>	If LED Warning Red <input type="checkbox"/> Blue <input type="checkbox"/> Amber <input type="checkbox"/> White <input type="checkbox"/> C-Lens <input type="checkbox"/>	Red <input type="checkbox"/> Blue <input type="checkbox"/> Amber <input type="checkbox"/> White <input type="checkbox"/> Colored Lens <input type="checkbox"/>	If LED Warning Red <input type="checkbox"/> Blue <input type="checkbox"/> Amber <input type="checkbox"/> White <input type="checkbox"/> C-Lens <input type="checkbox"/>

970L-07

	DF5	DF4	DF3	DF2	DF1	PF1	PF2	PF3	PF4	PF5
Lamp	3 LED <input type="checkbox"/> 6 LED <input type="checkbox"/> Blank <input type="checkbox"/>	Take Down <input type="checkbox"/> Warning <input type="checkbox"/> Blank <input type="checkbox"/>	Take Down <input type="checkbox"/> Warning <input type="checkbox"/> Blank <input type="checkbox"/>	3 LED <input type="checkbox"/> 6 LED <input type="checkbox"/> Blank <input type="checkbox"/>	Take Down <input type="checkbox"/> Warning <input type="checkbox"/> Blank <input type="checkbox"/>	Take Down <input type="checkbox"/> Warning <input type="checkbox"/> Blank <input type="checkbox"/>	3 LED <input type="checkbox"/> 6 LED <input type="checkbox"/> Blank <input type="checkbox"/>	Take Down <input type="checkbox"/> Warning <input type="checkbox"/> Blank <input type="checkbox"/>	Take Down <input type="checkbox"/> Warning <input type="checkbox"/> Blank <input type="checkbox"/>	3 LED <input type="checkbox"/> 6 LED <input type="checkbox"/> Blank <input type="checkbox"/>
Color	Red <input type="checkbox"/> Blue <input type="checkbox"/> Amber <input type="checkbox"/> White <input type="checkbox"/> Colored Lens <input type="checkbox"/>	If LED Warning Red <input type="checkbox"/> Blue <input type="checkbox"/> Amber <input type="checkbox"/> White <input type="checkbox"/> C-Lens <input type="checkbox"/>	If LED Warning Red <input type="checkbox"/> Blue <input type="checkbox"/> Amber <input type="checkbox"/> White <input type="checkbox"/> C-Lens <input type="checkbox"/>	Red <input type="checkbox"/> Blue <input type="checkbox"/> Amber <input type="checkbox"/> White <input type="checkbox"/> Colored Lens <input type="checkbox"/>	If LED Warning Red <input type="checkbox"/> Blue <input type="checkbox"/> Amber <input type="checkbox"/> White <input type="checkbox"/> C-Lens <input type="checkbox"/>	If LED Warning Red <input type="checkbox"/> Blue <input type="checkbox"/> Amber <input type="checkbox"/> White <input type="checkbox"/> C-Lens <input type="checkbox"/>	Red <input type="checkbox"/> Blue <input type="checkbox"/> Amber <input type="checkbox"/> White <input type="checkbox"/> Colored Lens <input type="checkbox"/>	If LED Warning Red <input type="checkbox"/> Blue <input type="checkbox"/> Amber <input type="checkbox"/> White <input type="checkbox"/> C-Lens <input type="checkbox"/>	If LED Warning Red <input type="checkbox"/> Blue <input type="checkbox"/> Amber <input type="checkbox"/> White <input type="checkbox"/> C-Lens <input type="checkbox"/>	Red <input type="checkbox"/> Blue <input type="checkbox"/> Amber <input type="checkbox"/> White <input type="checkbox"/> Colored Lens <input type="checkbox"/>

970L-08

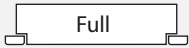
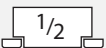
	DF4	DF3	DF2	DF1	FC	PF1	PF2	PF3	PF4	
Lamp	3 LED <input type="checkbox"/> 6 LED <input type="checkbox"/> Blank <input type="checkbox"/>	Take Down <input type="checkbox"/> Warning <input type="checkbox"/> Blank <input type="checkbox"/>	3 LED <input type="checkbox"/> 6 LED <input type="checkbox"/> Blank <input type="checkbox"/>	Take Down <input type="checkbox"/> Warning <input type="checkbox"/> Blank <input type="checkbox"/>	3 LED <input type="checkbox"/> 6 LED <input type="checkbox"/> Preemption <input type="checkbox"/> Blank <input type="checkbox"/>	Take Down <input type="checkbox"/> Warning <input type="checkbox"/> Blank <input type="checkbox"/>	3 LED <input type="checkbox"/> 6 LED <input type="checkbox"/> Blank <input type="checkbox"/>	Take Down <input type="checkbox"/> Warning <input type="checkbox"/> Blank <input type="checkbox"/>	3 LED <input type="checkbox"/> 6 LED <input type="checkbox"/> Blank <input type="checkbox"/>	
Color	Red <input type="checkbox"/> Blue <input type="checkbox"/> Amber <input type="checkbox"/> White <input type="checkbox"/> Colored Lens <input type="checkbox"/>	If LED Warning Red <input type="checkbox"/> Blue <input type="checkbox"/> Amber <input type="checkbox"/> White <input type="checkbox"/> C-Lens <input type="checkbox"/>	Red <input type="checkbox"/> Blue <input type="checkbox"/> Amber <input type="checkbox"/> White <input type="checkbox"/> Colored Lens <input type="checkbox"/>	If LED Warning Red <input type="checkbox"/> Blue <input type="checkbox"/> Amber <input type="checkbox"/> White <input type="checkbox"/> C-Lens <input type="checkbox"/>	Red <input type="checkbox"/> Blue <input type="checkbox"/> Amber <input type="checkbox"/> White <input type="checkbox"/> Colored Lens <input type="checkbox"/>	If LED Warning Red <input type="checkbox"/> Blue <input type="checkbox"/> Amber <input type="checkbox"/> White <input type="checkbox"/> C-Lens <input type="checkbox"/>	Red <input type="checkbox"/> Blue <input type="checkbox"/> Amber <input type="checkbox"/> White <input type="checkbox"/> Colored Lens <input type="checkbox"/>	If LED Warning Red <input type="checkbox"/> Blue <input type="checkbox"/> Amber <input type="checkbox"/> White <input type="checkbox"/> C-Lens <input type="checkbox"/>	If LED Warning Red <input type="checkbox"/> Blue <input type="checkbox"/> Amber <input type="checkbox"/> White <input type="checkbox"/> C-Lens <input type="checkbox"/>	Red <input type="checkbox"/> Blue <input type="checkbox"/> Amber <input type="checkbox"/> White <input type="checkbox"/> Colored Lens <input type="checkbox"/>

FRONT CONFIGURATIONS

970L-09	DF5	DF4	DF3	DF2	DF1	PF1	PF2	PF3	PF4	PF5
Lamp	3 LED <input type="checkbox"/> 6 LED <input type="checkbox"/> Blank <input type="checkbox"/>	3 LED <input type="checkbox"/> 6 LED <input type="checkbox"/> Blank <input type="checkbox"/>	Take Down <input type="checkbox"/> Warning <input type="checkbox"/> Blank <input type="checkbox"/>	Take Down <input type="checkbox"/> Warning <input type="checkbox"/> Blank <input type="checkbox"/>	Take Down <input type="checkbox"/> Warning <input type="checkbox"/> Blank <input type="checkbox"/>	Take Down <input type="checkbox"/> Warning <input type="checkbox"/> Blank <input type="checkbox"/>	Take Down <input type="checkbox"/> Warning <input type="checkbox"/> Blank <input type="checkbox"/>	Take Down <input type="checkbox"/> Warning <input type="checkbox"/> Blank <input type="checkbox"/>	3 LED <input type="checkbox"/> 6 LED <input type="checkbox"/> Blank <input type="checkbox"/>	3 LED <input type="checkbox"/> 6 LED <input type="checkbox"/> Blank <input type="checkbox"/>
Color	Red <input type="checkbox"/> Blue <input type="checkbox"/> Amber <input type="checkbox"/> White <input type="checkbox"/> Colored Lens <input type="checkbox"/>	Red <input type="checkbox"/> Blue <input type="checkbox"/> Amber <input type="checkbox"/> White <input type="checkbox"/> Colored Lens <input type="checkbox"/>	If LED Warning <input type="checkbox"/> Red <input type="checkbox"/> Blue <input type="checkbox"/> Amber <input type="checkbox"/> White <input type="checkbox"/> C-Lens <input type="checkbox"/>	If LED Warning <input type="checkbox"/> Red <input type="checkbox"/> Blue <input type="checkbox"/> Amber <input type="checkbox"/> White <input type="checkbox"/> C-Lens <input type="checkbox"/>	If LED Warning <input type="checkbox"/> Red <input type="checkbox"/> Blue <input type="checkbox"/> Amber <input type="checkbox"/> White <input type="checkbox"/> C-Lens <input type="checkbox"/>	If LED Warning <input type="checkbox"/> Red <input type="checkbox"/> Blue <input type="checkbox"/> Amber <input type="checkbox"/> White <input type="checkbox"/> C-Lens <input type="checkbox"/>	If LED Warning <input type="checkbox"/> Red <input type="checkbox"/> Blue <input type="checkbox"/> Amber <input type="checkbox"/> White <input type="checkbox"/> C-Lens <input type="checkbox"/>	If LED Warning <input type="checkbox"/> Red <input type="checkbox"/> Blue <input type="checkbox"/> Amber <input type="checkbox"/> White <input type="checkbox"/> C-Lens <input type="checkbox"/>	Red <input type="checkbox"/> Blue <input type="checkbox"/> Amber <input type="checkbox"/> White <input type="checkbox"/> Colored Lens <input type="checkbox"/>	Red <input type="checkbox"/> Blue <input type="checkbox"/> Amber <input type="checkbox"/> White <input type="checkbox"/> Colored Lens <input type="checkbox"/>

The rear of the 970L-4407 is limited to 10 lamp positions each not including blanks. This means that for bar that is full with no blanks could accommodate 6 full lamps and 4 - 1/2 lamps. Blanks may be 1/2 or full size or any combination of both. Full and 1/2 LED lamps are available in red, blue, amber and white LED and lens colors.

REAR LAMP OPTIONS

	Full Lamp Options Lamp = 6 LED, 3 LED, STT, Preemption (center only) or Blank Color = Red, Blue, Amber or White - LED & Lens		1/2 Lamp Options Lamp = LED Rear Work (white only), LED Warning Light or Blank Color = LED-Warning - Red, Blue, Amber or White - LED % Lens
---	---	---	--

REAR CONFIGURATIONS

970L-01	DR3	DR2	DR1	RC	PR1	PR2	PR3
Lamp	3 LED <input type="checkbox"/> 6 LED <input type="checkbox"/> STT <input type="checkbox"/> Blank <input type="checkbox"/>	3 LED <input type="checkbox"/> 6 LED <input type="checkbox"/> STT <input type="checkbox"/> Blank <input type="checkbox"/>	3 LED <input type="checkbox"/> 6 LED <input type="checkbox"/> Blank <input type="checkbox"/>	3 LED <input type="checkbox"/> 6 LED <input type="checkbox"/> Blank <input type="checkbox"/>	3 LED <input type="checkbox"/> 6 LED <input type="checkbox"/> Blank <input type="checkbox"/>	3 LED <input type="checkbox"/> 6 LED <input type="checkbox"/> STT <input type="checkbox"/> Blank <input type="checkbox"/>	3 LED <input type="checkbox"/> 6 LED <input type="checkbox"/> STT <input type="checkbox"/> Blank <input type="checkbox"/>
Color	Red <input type="checkbox"/> Blue <input type="checkbox"/> Amber <input type="checkbox"/> White <input type="checkbox"/> Colored Lens <input type="checkbox"/>	Red <input type="checkbox"/> Blue <input type="checkbox"/> Amber <input type="checkbox"/> White <input type="checkbox"/> Colored Lens <input type="checkbox"/>	Red <input type="checkbox"/> Blue <input type="checkbox"/> Amber <input type="checkbox"/> White <input type="checkbox"/> Colored Lens <input type="checkbox"/>	Red <input type="checkbox"/> Blue <input type="checkbox"/> Amber <input type="checkbox"/> White <input type="checkbox"/> Colored Lens <input type="checkbox"/>	Red <input type="checkbox"/> Blue <input type="checkbox"/> Amber <input type="checkbox"/> White <input type="checkbox"/> Colored Lens <input type="checkbox"/>	Red <input type="checkbox"/> Blue <input type="checkbox"/> Amber <input type="checkbox"/> White <input type="checkbox"/> Colored Lens <input type="checkbox"/>	Red <input type="checkbox"/> Blue <input type="checkbox"/> Amber <input type="checkbox"/> White <input type="checkbox"/> Colored Lens <input type="checkbox"/>

970L-02	DR4	DR3	DR2	DR1	PR1	PR2	PR3	PR4
Lamp	3 LED <input type="checkbox"/> 6 LED <input type="checkbox"/> STT <input type="checkbox"/> Blank <input type="checkbox"/>	3 LED <input type="checkbox"/> 6 LED <input type="checkbox"/> STT <input type="checkbox"/> Blank <input type="checkbox"/>	3 LED <input type="checkbox"/> 6 LED <input type="checkbox"/> Blank <input type="checkbox"/>	Rear Work <input type="checkbox"/> Warning <input type="checkbox"/> Blank <input type="checkbox"/>	Rear Work <input type="checkbox"/> Warning <input type="checkbox"/> Blank <input type="checkbox"/>	3 LED <input type="checkbox"/> 6 LED <input type="checkbox"/> Blank <input type="checkbox"/>	3 LED <input type="checkbox"/> 6 LED <input type="checkbox"/> STT <input type="checkbox"/> Blank <input type="checkbox"/>	3 LED <input type="checkbox"/> 6 LED <input type="checkbox"/> STT <input type="checkbox"/> Blank <input type="checkbox"/>
Color	Red <input type="checkbox"/> Blue <input type="checkbox"/> Amber <input type="checkbox"/> White <input type="checkbox"/> Colored Lens <input type="checkbox"/>	Red <input type="checkbox"/> Blue <input type="checkbox"/> Amber <input type="checkbox"/> White <input type="checkbox"/> Colored Lens <input type="checkbox"/>	Red <input type="checkbox"/> Blue <input type="checkbox"/> Amber <input type="checkbox"/> White <input type="checkbox"/> Colored Lens <input type="checkbox"/>	If LED Warning <input type="checkbox"/> Red <input type="checkbox"/> Blue <input type="checkbox"/> Amber <input type="checkbox"/> White <input type="checkbox"/> C-Lens <input type="checkbox"/>	If LED Warning <input type="checkbox"/> Red <input type="checkbox"/> Blue <input type="checkbox"/> Amber <input type="checkbox"/> White <input type="checkbox"/> C-Lens <input type="checkbox"/>	Red <input type="checkbox"/> Blue <input type="checkbox"/> Amber <input type="checkbox"/> White <input type="checkbox"/> Colored Lens <input type="checkbox"/>	Red <input type="checkbox"/> Blue <input type="checkbox"/> Amber <input type="checkbox"/> White <input type="checkbox"/> Colored Lens <input type="checkbox"/>	Red <input type="checkbox"/> Blue <input type="checkbox"/> Amber <input type="checkbox"/> White <input type="checkbox"/> Colored Lens <input type="checkbox"/>

970L-03	DR4	DR3	DR2	DR1	RC	PR1	PR2	PR3	PR4
Lamp	Rear Work <input type="checkbox"/> Warning <input type="checkbox"/> Blank <input type="checkbox"/>	Rear Work <input type="checkbox"/> Warning <input type="checkbox"/> Blank <input type="checkbox"/>	3 LED <input type="checkbox"/> 6 LED <input type="checkbox"/> STT <input type="checkbox"/> Blank <input type="checkbox"/>	3 LED <input type="checkbox"/> 6 LED <input type="checkbox"/> Blank <input type="checkbox"/>	3 LED <input type="checkbox"/> 6 LED <input type="checkbox"/> Blank <input type="checkbox"/>	3 LED <input type="checkbox"/> 6 LED <input type="checkbox"/> Blank <input type="checkbox"/>	3 LED <input type="checkbox"/> 6 LED <input type="checkbox"/> STT <input type="checkbox"/> Blank <input type="checkbox"/>	Rear Work <input type="checkbox"/> Warning <input type="checkbox"/> Blank <input type="checkbox"/>	Rear Work <input type="checkbox"/> Warning <input type="checkbox"/> Blank <input type="checkbox"/>
Color	If LED Warning <input type="checkbox"/> Red <input type="checkbox"/> Blue <input type="checkbox"/> Amber <input type="checkbox"/> White <input type="checkbox"/> C-Lens <input type="checkbox"/>	If LED Warning <input type="checkbox"/> Red <input type="checkbox"/> Blue <input type="checkbox"/> Amber <input type="checkbox"/> White <input type="checkbox"/> C-Lens <input type="checkbox"/>	Red <input type="checkbox"/> Blue <input type="checkbox"/> Amber <input type="checkbox"/> White <input type="checkbox"/> Colored Lens <input type="checkbox"/>	Red <input type="checkbox"/> Blue <input type="checkbox"/> Amber <input type="checkbox"/> White <input type="checkbox"/> Colored Lens <input type="checkbox"/>	Red <input type="checkbox"/> Blue <input type="checkbox"/> Amber <input type="checkbox"/> White <input type="checkbox"/> Colored Lens <input type="checkbox"/>	Red <input type="checkbox"/> Blue <input type="checkbox"/> Amber <input type="checkbox"/> White <input type="checkbox"/> Colored Lens <input type="checkbox"/>	Red <input type="checkbox"/> Blue <input type="checkbox"/> Amber <input type="checkbox"/> White <input type="checkbox"/> Colored Lens <input type="checkbox"/>	If LED Warning <input type="checkbox"/> Red <input type="checkbox"/> Blue <input type="checkbox"/> Amber <input type="checkbox"/> White <input type="checkbox"/> C-Lens <input type="checkbox"/>	If LED Warning <input type="checkbox"/> Red <input type="checkbox"/> Blue <input type="checkbox"/> Amber <input type="checkbox"/> White <input type="checkbox"/> C-Lens <input type="checkbox"/>

REAR CONFIGURATIONS

970L-04

	DR4	DR3	DR2	DR1	PR1	PR2	PR3	PR4
Lamp	3 LED <input type="checkbox"/> 6 LED <input type="checkbox"/> STT <input type="checkbox"/> Blank <input type="checkbox"/>	Rear Work <input type="checkbox"/> Warning <input type="checkbox"/> Blank <input type="checkbox"/>	3 LED <input type="checkbox"/> 6 LED <input type="checkbox"/> Blank <input type="checkbox"/>	3 LED <input type="checkbox"/> 6 LED <input type="checkbox"/> Blank <input type="checkbox"/>	3 LED <input type="checkbox"/> 6 LED <input type="checkbox"/> Blank <input type="checkbox"/>	3 LED <input type="checkbox"/> 6 LED <input type="checkbox"/> Blank <input type="checkbox"/>	Rear Work <input type="checkbox"/> Warning <input type="checkbox"/> Blank <input type="checkbox"/>	3 LED <input type="checkbox"/> 6 LED <input type="checkbox"/> STT <input type="checkbox"/> Blank <input type="checkbox"/>
Color	Red <input type="checkbox"/> Blue <input type="checkbox"/> Amber <input type="checkbox"/> White <input type="checkbox"/> Colored Lens <input type="checkbox"/>	If LED Warning Red <input type="checkbox"/> Blue <input type="checkbox"/> Amber <input type="checkbox"/> White <input type="checkbox"/> C-Lens <input type="checkbox"/>	Red <input type="checkbox"/> Blue <input type="checkbox"/> Amber <input type="checkbox"/> White <input type="checkbox"/> Colored Lens <input type="checkbox"/>	Red <input type="checkbox"/> Blue <input type="checkbox"/> Amber <input type="checkbox"/> White <input type="checkbox"/> Colored Lens <input type="checkbox"/>	Red <input type="checkbox"/> Blue <input type="checkbox"/> Amber <input type="checkbox"/> White <input type="checkbox"/> Colored Lens <input type="checkbox"/>	Red <input type="checkbox"/> Blue <input type="checkbox"/> Amber <input type="checkbox"/> White <input type="checkbox"/> Colored Lens <input type="checkbox"/>	If LED Warning Red <input type="checkbox"/> Blue <input type="checkbox"/> Amber <input type="checkbox"/> White <input type="checkbox"/> C-Lens <input type="checkbox"/>	Red <input type="checkbox"/> Blue <input type="checkbox"/> Amber <input type="checkbox"/> White <input type="checkbox"/> Colored Lens <input type="checkbox"/>

970L-05

	DR4	DR3	DR2	DR1	RC	PR1	PR2	PR3	PR4
Lamp	Rear Work <input type="checkbox"/> Warning <input type="checkbox"/> Blank <input type="checkbox"/>	3 LED <input type="checkbox"/> 6 LED <input type="checkbox"/> STT <input type="checkbox"/> Blank <input type="checkbox"/>	3 LED <input type="checkbox"/> 6 LED <input type="checkbox"/> Blank <input type="checkbox"/>	Rear Work <input type="checkbox"/> Warning <input type="checkbox"/> Blank <input type="checkbox"/>	3 LED <input type="checkbox"/> 6 LED <input type="checkbox"/> Blank <input type="checkbox"/>	Rear Work <input type="checkbox"/> Warning <input type="checkbox"/> Blank <input type="checkbox"/>	3 LED <input type="checkbox"/> 6 LED <input type="checkbox"/> Blank <input type="checkbox"/>	3 LED <input type="checkbox"/> 6 LED <input type="checkbox"/> STT <input type="checkbox"/> Blank <input type="checkbox"/>	Rear Work <input type="checkbox"/> Warning <input type="checkbox"/> Blank <input type="checkbox"/>
Color	Red <input type="checkbox"/> Blue <input type="checkbox"/> Amber <input type="checkbox"/> White <input type="checkbox"/> C-Lens <input type="checkbox"/>	Red <input type="checkbox"/> Blue <input type="checkbox"/> Amber <input type="checkbox"/> White <input type="checkbox"/> Colored Lens <input type="checkbox"/>	Red <input type="checkbox"/> Blue <input type="checkbox"/> Amber <input type="checkbox"/> White <input type="checkbox"/> Colored Lens <input type="checkbox"/>	Red <input type="checkbox"/> Blue <input type="checkbox"/> Amber <input type="checkbox"/> White <input type="checkbox"/> C-Lens <input type="checkbox"/>	Red <input type="checkbox"/> Blue <input type="checkbox"/> Amber <input type="checkbox"/> White <input type="checkbox"/> Colored Lens <input type="checkbox"/>	Red <input type="checkbox"/> Blue <input type="checkbox"/> Amber <input type="checkbox"/> White <input type="checkbox"/> C-Lens <input type="checkbox"/>	Red <input type="checkbox"/> Blue <input type="checkbox"/> Amber <input type="checkbox"/> White <input type="checkbox"/> Colored Lens <input type="checkbox"/>	Red <input type="checkbox"/> Blue <input type="checkbox"/> Amber <input type="checkbox"/> White <input type="checkbox"/> Colored Lens <input type="checkbox"/>	Red <input type="checkbox"/> Blue <input type="checkbox"/> Amber <input type="checkbox"/> White <input type="checkbox"/> C-Lens <input type="checkbox"/>

970L-06

	DR5	DR4	DR3	DR2	DR1	PR1	PR2	PR3	PR4	PR5
Lamp	Rear Work <input type="checkbox"/> Warning <input type="checkbox"/> Blank <input type="checkbox"/>	3 LED <input type="checkbox"/> 6 LED <input type="checkbox"/> STT <input type="checkbox"/> Blank <input type="checkbox"/>	Rear Work <input type="checkbox"/> Warning <input type="checkbox"/> Blank <input type="checkbox"/>	Rear Work <input type="checkbox"/> Warning <input type="checkbox"/> Blank <input type="checkbox"/>	3 LED <input type="checkbox"/> 6 LED <input type="checkbox"/> Blank <input type="checkbox"/>	3 LED <input type="checkbox"/> 6 LED <input type="checkbox"/> Blank <input type="checkbox"/>	Rear Work <input type="checkbox"/> Warning <input type="checkbox"/> Blank <input type="checkbox"/>	Rear Work <input type="checkbox"/> Warning <input type="checkbox"/> Blank <input type="checkbox"/>	3 LED <input type="checkbox"/> 6 LED <input type="checkbox"/> STT <input type="checkbox"/> Blank <input type="checkbox"/>	Rear Work <input type="checkbox"/> Warning <input type="checkbox"/> Blank <input type="checkbox"/>
Color	Red <input type="checkbox"/> Blue <input type="checkbox"/> Amber <input type="checkbox"/> White <input type="checkbox"/> C-Lens <input type="checkbox"/>	Red <input type="checkbox"/> Blue <input type="checkbox"/> Amber <input type="checkbox"/> White <input type="checkbox"/> Colored Lens <input type="checkbox"/>	Red <input type="checkbox"/> Blue <input type="checkbox"/> Amber <input type="checkbox"/> White <input type="checkbox"/> C-Lens <input type="checkbox"/>	Red <input type="checkbox"/> Blue <input type="checkbox"/> Amber <input type="checkbox"/> White <input type="checkbox"/> C-Lens <input type="checkbox"/>	Red <input type="checkbox"/> Blue <input type="checkbox"/> Amber <input type="checkbox"/> White <input type="checkbox"/> Colored Lens <input type="checkbox"/>	Red <input type="checkbox"/> Blue <input type="checkbox"/> Amber <input type="checkbox"/> White <input type="checkbox"/> Colored Lens <input type="checkbox"/>	Red <input type="checkbox"/> Blue <input type="checkbox"/> Amber <input type="checkbox"/> White <input type="checkbox"/> C-Lens <input type="checkbox"/>	Red <input type="checkbox"/> Blue <input type="checkbox"/> Amber <input type="checkbox"/> White <input type="checkbox"/> C-Lens <input type="checkbox"/>	Red <input type="checkbox"/> Blue <input type="checkbox"/> Amber <input type="checkbox"/> White <input type="checkbox"/> Colored Lens <input type="checkbox"/>	Red <input type="checkbox"/> Blue <input type="checkbox"/> Amber <input type="checkbox"/> White <input type="checkbox"/> C-Lens <input type="checkbox"/>

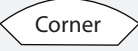
970L-07

	DR5	DR4	DR3	DR2	DR1	PR1	PR2	PR3	PR4	PR5
Lamp	3 LED <input type="checkbox"/> 6 LED <input type="checkbox"/> STT <input type="checkbox"/> Blank <input type="checkbox"/>	Rear Work <input type="checkbox"/> Warning <input type="checkbox"/> Blank <input type="checkbox"/>	Rear Work <input type="checkbox"/> Warning <input type="checkbox"/> Blank <input type="checkbox"/>	3 LED <input type="checkbox"/> 6 LED <input type="checkbox"/> Blank <input type="checkbox"/>	Rear Work <input type="checkbox"/> Warning <input type="checkbox"/> Blank <input type="checkbox"/>	Rear Work <input type="checkbox"/> Warning <input type="checkbox"/> Blank <input type="checkbox"/>	3 LED <input type="checkbox"/> 6 LED <input type="checkbox"/> Blank <input type="checkbox"/>	Rear Work <input type="checkbox"/> Warning <input type="checkbox"/> Blank <input type="checkbox"/>	Rear Work <input type="checkbox"/> Warning <input type="checkbox"/> Blank <input type="checkbox"/>	3 LED <input type="checkbox"/> 6 LED <input type="checkbox"/> STT <input type="checkbox"/> Blank <input type="checkbox"/>
Color	Red <input type="checkbox"/> Blue <input type="checkbox"/> Amber <input type="checkbox"/> White <input type="checkbox"/> Colored Lens <input type="checkbox"/>	If LED Warning Red <input type="checkbox"/> Blue <input type="checkbox"/> Amber <input type="checkbox"/> White <input type="checkbox"/> C-Lens <input type="checkbox"/>	If LED Warning Red <input type="checkbox"/> Blue <input type="checkbox"/> Amber <input type="checkbox"/> White <input type="checkbox"/> C-Lens <input type="checkbox"/>	Red <input type="checkbox"/> Blue <input type="checkbox"/> Amber <input type="checkbox"/> White <input type="checkbox"/> Colored Lens <input type="checkbox"/>	If LED Warning Red <input type="checkbox"/> Blue <input type="checkbox"/> Amber <input type="checkbox"/> White <input type="checkbox"/> C-Lens <input type="checkbox"/>	If LED Warning Red <input type="checkbox"/> Blue <input type="checkbox"/> Amber <input type="checkbox"/> White <input type="checkbox"/> C-Lens <input type="checkbox"/>	Red <input type="checkbox"/> Blue <input type="checkbox"/> Amber <input type="checkbox"/> White <input type="checkbox"/> Colored Lens <input type="checkbox"/>	If LED Warning Red <input type="checkbox"/> Blue <input type="checkbox"/> Amber <input type="checkbox"/> White <input type="checkbox"/> C-Lens <input type="checkbox"/>	If LED Warning Red <input type="checkbox"/> Blue <input type="checkbox"/> Amber <input type="checkbox"/> White <input type="checkbox"/> C-Lens <input type="checkbox"/>	Red <input type="checkbox"/> Blue <input type="checkbox"/> Amber <input type="checkbox"/> White <input type="checkbox"/> Colored Lens <input type="checkbox"/>

970L-08

	DR4	DR3	DR2	DR1	RC	PR1	PR2	PR3	PR4
Lamp	3 LED <input type="checkbox"/> 6 LED <input type="checkbox"/> STT <input type="checkbox"/> Blank <input type="checkbox"/>	Rear Work <input type="checkbox"/> Warning <input type="checkbox"/> Blank <input type="checkbox"/>	3 LED <input type="checkbox"/> 6 LED <input type="checkbox"/> Blank <input type="checkbox"/>	Rear Work <input type="checkbox"/> Warning <input type="checkbox"/> Blank <input type="checkbox"/>	3 LED <input type="checkbox"/> 6 LED <input type="checkbox"/> Blank <input type="checkbox"/>	Rear Work <input type="checkbox"/> Warning <input type="checkbox"/> Blank <input type="checkbox"/>	3 LED <input type="checkbox"/> 6 LED <input type="checkbox"/> Blank <input type="checkbox"/>	Rear Work <input type="checkbox"/> Warning <input type="checkbox"/> Blank <input type="checkbox"/>	3 LED <input type="checkbox"/> 6 LED <input type="checkbox"/> STT <input type="checkbox"/> Blank <input type="checkbox"/>
Color	Red <input type="checkbox"/> Blue <input type="checkbox"/> Amber <input type="checkbox"/> White <input type="checkbox"/> Colored Lens <input type="checkbox"/>	If LED Warning Red <input type="checkbox"/> Blue <input type="checkbox"/> Amber <input type="checkbox"/> White <input type="checkbox"/> C-Lens <input type="checkbox"/>	Red <input type="checkbox"/> Blue <input type="checkbox"/> Amber <input type="checkbox"/> White <input type="checkbox"/> Colored Lens <input type="checkbox"/>	If LED Warning Red <input type="checkbox"/> Blue <input type="checkbox"/> Amber <input type="checkbox"/> White <input type="checkbox"/> C-Lens <input type="checkbox"/>	Red <input type="checkbox"/> Blue <input type="checkbox"/> Amber <input type="checkbox"/> White <input type="checkbox"/> Colored Lens <input type="checkbox"/>	If LED Warning Red <input type="checkbox"/> Blue <input type="checkbox"/> Amber <input type="checkbox"/> White <input type="checkbox"/> C-Lens <input type="checkbox"/>	Red <input type="checkbox"/> Blue <input type="checkbox"/> Amber <input type="checkbox"/> White <input type="checkbox"/> Colored Lens <input type="checkbox"/>	If LED Warning Red <input type="checkbox"/> Blue <input type="checkbox"/> Amber <input type="checkbox"/> White <input type="checkbox"/> C-Lens <input type="checkbox"/>	Red <input type="checkbox"/> Blue <input type="checkbox"/> Amber <input type="checkbox"/> White <input type="checkbox"/> Colored Lens <input type="checkbox"/>

SIDE LAMP OPTIONS

	Lamp = 12 LED, 6 LED, or Blank Color = Red, Blue, Amber or White - LEDs & Lens
	Lamp = LED Alley, LED Warning or Blank Color = LED Warning - Red, Blue, Amber or White - LEDs & Lens LED Alleys - White only

SIDE CONFIGURATIONS

Drivers Side

	Lamp	Color
DFC	6 LED <input type="checkbox"/>	Red <input type="checkbox"/>
	12 LED <input type="checkbox"/>	Blue <input type="checkbox"/>
	Blank <input type="checkbox"/>	Amber <input type="checkbox"/>
DA	Alley <input type="checkbox"/>	White <input type="checkbox"/>
	Warning <input type="checkbox"/>	C-Lens <input type="checkbox"/>
	Blank <input type="checkbox"/>	If LED Warning
DRC	6 LED <input type="checkbox"/>	Red <input type="checkbox"/>
	12 LED <input type="checkbox"/>	Blue <input type="checkbox"/>
	Blank <input type="checkbox"/>	Amber <input type="checkbox"/>
		White <input type="checkbox"/>
		C-Lens <input type="checkbox"/>

Passenger Side

	Lamp	Color
PFC	6 LED <input type="checkbox"/>	Red <input type="checkbox"/>
	12 LED <input type="checkbox"/>	Blue <input type="checkbox"/>
	Blank <input type="checkbox"/>	Amber <input type="checkbox"/>
PA	Alley <input type="checkbox"/>	White <input type="checkbox"/>
	Warning <input type="checkbox"/>	C-Lens <input type="checkbox"/>
	Blank <input type="checkbox"/>	If LED Warning
PRC	6 LED <input type="checkbox"/>	Red <input type="checkbox"/>
	12 LED <input type="checkbox"/>	Blue <input type="checkbox"/>
	Blank <input type="checkbox"/>	Amber <input type="checkbox"/>
		White <input type="checkbox"/>
		C-Lens <input type="checkbox"/>

CABLE OPTIONS

- 15' Standard Cable *
- 15' Digital Cable *(For use with 940 DCP and Siren only)*
- 20' Cable
- 25' Cable
- 30' Cable

* If no option is selected the lightbar will ship with the 15' Standard Cable