




WATERAX

BB-4[®] 21/23 HP



PRODUCT SELECTION MATRIX

		BB-4-21 Vehicle Mount Horizontal Drive		BB-4-23 Vehicle Mount Horizontal Drive		BB-4-23 Vehicle Mount Vertical Drive		BB-4-23 Portable			
		BB-4-21H	BB-4-23H	BB-4-23HX	BB-4-23V	BB-4-23VX	BB-4-23P	BB-4-23PC	BB-4-23PXC	BB-4-23PETC	
SPECIFICATIONS	Performance (standard NFPA Conditions)	Flow @ 150 PSI (10.3 BAR)	103 GPM (390 lpm)		103 GPM (390 lpm)						
		Flow @ 250 PSI (17.2 BAR)	94 GPM (356 lpm)		94 GPM (356 lpm)						
		Flow @ 350 PSI (24.1 BAR)	65 GPM (246 lpm)		65 GPM (246 lpm)						
		Maximum Pressure	440 PSI (30.3 bar)		440 PSI (30.3 bar)						
		Maximum Flow	106 GPM (401 lpm)		106 GPM (401 lpm)						
	Pump Type	High Pressure - Medium Flow	4-Stage Centrifugal Pump		4-Stage Centrifugal Pump						
	Pump Standard Connections	Intake	2" Male NPSH		2" Male NPSH						
		Discharge	1-1/2" Male NPSH		1-1/2" Male NPSH						
	Engine Type	Air Cooled Gasoline	Honda GX630		B&S Vanguard						
	Engine Max Power	[Torque]	20.8 hp (15.5 KW) @ 3600 RPM [35.6 lb-ft (48.3 Nm) @ 2500 RPM]	23 hp (17.2 KW) @ 3600 RPM [32.75 lb-ft (44.4 Nm) @ 2600 RPM]	23 hp (17.2 KW) @ 3600 RPM [32.75 lb-ft (44.4 Nm) @ 2600 RPM]	23 hp (17.2 KW) @ 3600 RPM [32.75 lb-ft (44.4 Nm) @ 2600 RPM]					
Drive	(timing belt, 1.88 : 1 speed increasing ratio) Orientation	Horizontal		Horizontal		Vertical		Vertical			
Frame		Base Mount with Industrial Isolators		Base Mount with Industrial Isolators		Base Mount with Industrial Isolators		Carry Frame			
Dry Weight*		169 lbs (77 kg)	156 lbs (71 kg)	164 lbs (74 kg)	154 lbs (70 kg)	162 lbs (73 kg)	164 lbs (74 kg)	165 lbs (75 kg)	170 lbs (77 kg)	195 lbs (88 kg)	

* Approximated and varies based off option selections

		BB-4-21H	BB-4-23H	BB-4-23HX	BB-4-23V	BB-4-23VX	BB-4-23P	BB-4-23PC	BB-4-23PXC	BB-4-23PETC	
		OPTIONS	Primer	Guzzler Hand Primer	-	-	-	-	S	S	-
Remote Exhaust Primer w/Control Cable	-			-	S	-	S	-	-	-	
Exhaust Primer	-			-	-	-	-	-	-	S	-
Electric Package - Electric Primer, LED work light, & Battery	-			-	-	-	-	-	-	-	S
Muffler	Horizontal low tone		S	-	-	-	-	-	-	-	-
	Dual low tone		-	S	-	S	-	S	S	-	-
	Exhaust primer muffler		-	-	S	-	S	-	-	S	S
Fuel Tank	Integral / 1.75 Us gallons (6.6 L)		-	-	-	-	-	-	-	-	-
	Integral / 1 Us gallon (3.8 L) w/ 3-way valve		-	-	-	-	-	-	-	S	S
Controls	Engine Mount Control Panel		-	-	-	-	-	-	S	S	S
	Remote Mount Control Panel - XCP series		0	0	0	0	0	-	-	-	-
Discharge Gauge	0-600 psi, 2-1/2" dial		-	-	-	-	-	S	S	S	S
Check Valve Manifold	1-1/2" NPSH		-	-	-	-	-	S	S	S	S
FastWire CTRL Cable	B&S 3' CTRL Cable with 8 pin connector (FWC-B-3)	-	S	S	S	S	-	-	-	-	
	Honda GX630 3' CTRL Cable with 8 pin connector (FWC-H-3)	S	-	-	-	-	-	-	-	-	

Standard S
Option O
Not Applicable —



WE MOVE WATER

WATERAX

All information contained in this document including drawings is proprietary to *WATERAX* and may not be copied, reproduced or used in whole or in part without our prior written permission. The information in this document is subject to change without notice. Model displayed with multiple options. Weight and dimensions are approximated and may vary depending on options.

WATERAX INC.
6635 Henri-Bourassa W.
Montreal, QC H4R 1E1
T 514 637-1818
F 514 637-3985
TF 1 855 616 616-1818
info@waterax.com

waterax.com

To help you stay **#ReadyForWildfires**, we've made a few changes, placing 100% of our focus on manufacturing our core products, portable fire pumps. To do so, we've established a network of trusted supply and distribution partners that can help us provide *WATERAX* pumps quickly in addition to water-handling equipment and accessories.

For immediate assistance when it comes to pumps and water-handling accessories, please [contact your local dealer](#).

For genuine spare parts, visit our [online store](#).

BB-4® is a trademark of Waterax.



**WE MOVE
WATER**