

**LAVAZZA**  
PROFESSIONAL

**Lavazza Professional keeps workplaces on the go with delicious tasting drinks and ultra-reliable vending solutions for every business.**

A passion for excellence, quality and innovation have been ingrained in Lavazza's DNA since its foundation in 1895.

**WORKPLACE EXPERTISE**

With a record for world-class service and reliability, our dedicated team combines unique business insight and expertise to tailor the perfect blend of technology and drinks for each customer.

**COMMITMENT TO SUSTAINABILITY**


Working for a brighter future for our planet, we are dedicated to leading the industry with market leading energy efficiency and responsible sourcing of raw materials.

**PIONEERING TECHNOLOGY**

We continuously innovate to offer the most reliable, high performance vending technologies on the market, satisfying workplaces around the clock.

**EXCEPTIONAL CHOICE**

An unrivalled range of coffee shop quality drinks, with an even greater choice of freshly brewed Lavazza coffees, real leaf teas, hot chocolate and more.



**Maintenance and hygiene**


**From operation to maintenance, you'll find the FLAVIA® Creation 600 a breeze**

**Quick and easy to clean and maintain**

**Low noise technology** minimises distraction in the workplace

**No mess and no fuss** as drinks are dispensed directly into the cup

**Used Freshpacks™** are automatically ejected in to a waste container within or beneath the system



**Built specifically for the highest possible levels of hygiene in the workplace**

**Low contact brewing** - drinks are ready in just a few taps

**Avoid break room backups** - brew times in under a minute

**Protected ingredients** - each Freshpack™ remains sealed until the moment the drink is brewed

**FLAVIA®**



**Creation 600**

*A freshly served favourite for everyone*

**LAVAZZA**  
PROFESSIONAL

## Experience coffee shop quality in the workplace

The all new FLAVIA® Creation 600 brings a delicious menu of high-quality, freshly prepared drinks all served from a single compact brewer, fresh from Bean to Pack to Cup. Each full of authentic flavour every time, all the time.



### The perfect choice for your workplace

#### SIMPLICITY

Hassle-free dynamic brew cycles from our latest Freshpack™ recognition system make perfecting your favourite drink easier than ever.

#### TECHNOLOGY

Cutting edge technology, built with intuitive touchscreen interface, automatic cup stand and milk frothing technology for total customisation.

#### CHOICE

Choose from over 15 coffee shop quality drinks, each with custom size options and a complete menu of freshly prepared Lavazza coffees.

#### RELIABILITY

Hassle-free management and maintenance with industry leading 99% up time\* reliability you can depend on, plus real-time diagnostics, to avoid unwanted down time.

#### SUSTAINABILITY

Helping you achieve your sustainability goals, with A+ energy rating for efficiency and zero waste to landfill in production.

\*based on existing FLAVIA® machine base 2020

## A complete menu of freshly prepared drinks to suit every taste

A re-imagined menu brings coffee shop quality to your workplace with an even greater choice of freshly brewed Lavazza coffees, real leaf teas, hot chocolate and more.

FRESH GROUND COFFEES & INDULGENT SPECIALITIES



REAL LEAF TEAS & HERBAL INFUSIONS



### HOT DRINKS

LAVAZZA GROUND COFFEE	FLAT WHITE	HOT CHOCOLATE
ESPRESSO ITALIANO	DECAFFEINATED COFFEE	EARL GREY
CAPPUCCINO	ENGLISH BREAKFAST	PEPPERMINT TEA
LATTE	DECAFFEINATED ENGLISH BREAKFAST	GREEN TEA
MOCHA		LEMON HERBAL

## Single pack indulgence

The latest one pack specialities range effortlessly serves delicious indulgent drinks at the touch of a button, from a single Freshpack™


Meticulously crafted and tested by Lavazza coffee experts, enjoy luxurious Lavazza specialty drinks including Single Pack Latte, Cappuccino, Mocha and more.

## Sealing in the freshness

Enjoy each delicious drink fresh from Bean to Pack to Cup, brewing directly in your cup with no cross-over of taste or allergens between drinks.

- Only fresh hot water makes contact with ingredients in a Freshpack™ avoiding ingredient and allergen cross-over
- Ingredients are protected from exposure to oxygen, moisture and the open air keeping your drink as fresh as possible
- Just the right volume of water, at the perfect temperature ensuring maximum flavour and reduces energy waste

## Personalised ordering with the FLAVIA® Tap N'Brew app



Enjoy FLAVIA® favourites without touching the C600 brewer screen.

#### HOW TO TAP N' BREW

1. Use the in-app scanner to scan the unique QR code on the brewer screen
2. Follow the in-app prompts to select your drink
3. Insert your Freshpack™ (after the brewer door automatically opens)
4. Personalise your drink using the app
5. Enjoy your fresh beverage!

## Why not have it your way?

The latest FLAVIA® Frothing Technology can froth any milk directly in the cup, offering unlimited choice of fresh milk varieties or dairy free alternatives - perfectly tailoring your hot drinks to individual preferences.

Real milk froth Freshpacks™ are available where fresh milk or dairy free options are not.



## FRESH MILK

or dairy free alternatives all available

- Oat
- Soya
- Coconut
- Cashew
- Low fat
- Skimmed
- Semi Skimmed
- Full Fat
- Almond
- ... and more!



## At Work, For You

Passion, excellence and innovation in workplace vending

# FLAVIA® Creation 600 Machine

## Optional Water Tank



435mm

308mm

117mm

### Technical Specifications

- Dimensions:** 435mm x 308mm x 511mm (HxWxD)
- Weight:** 14.5kg
- Electric Supply:** AC 120V, 60 Hz, 1550W
- Water Supply:** Between a maximum of 0.68 Mpa (100 psi/6.8 bar) and a minimum of 0.1 Mpa (15 psi/1 bar).

### Refill: Optional Water Tank

- Great when you don't have plumbing available!**
- Water Capacity:** 219.7 ounces of water (31 x 7oz cups)
- Dimensions:** 404mm x 117mm x 427mm (HxWxD)



405mm

511mm

### Accessories and ancillaries

- Coffee Shop Merchandiser**  
427mm(h) x 457mm(w) x 469mm(d)
- 4 Column Merchandiser**  
414mm(h) x 385mm(w) x 437mm(d)
- Base Cabinet**  
906mm(h) x 1200mm(w) x 671mm(d)  
Weight: 120kg with accessories, bin + chute

