

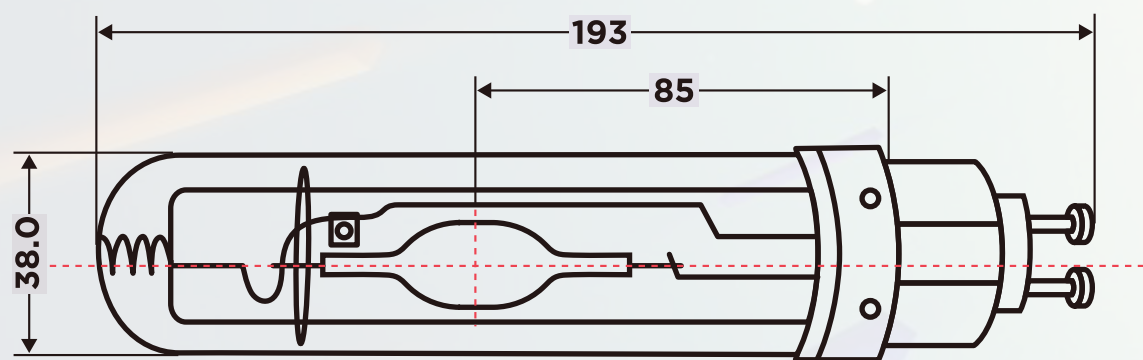


Grower's Choice 4K 500W CMH Lamp

The Grower's Choice 500w CMH Lamps are suitable for use in all standard 500w CMH fixtures. Grower's Choice 500w CMH lamps use a proprietary phosphor coating on the outside of the arc tube to provide you with the richest spectrum on the market.

Features:

- For use in any 500W CMH fixture
- Produces more PAR per watt than standard Metal Halide
- CRI of 97 makes this lamp the closest solution to sunlight available
- Promotes extremely tight internodal spacing, leading to more flowering sites and a fuller canopy
- Offers significant improvement in spectral quality over standard Metal Halide



4K 500W CMH

MSRP: \$159

*Always wear protective lenses when operating near HID lamps.

Specifications

- CMH-500W/931/PGZX18/HO
- SKU#: GC500W4K01

Performance Data

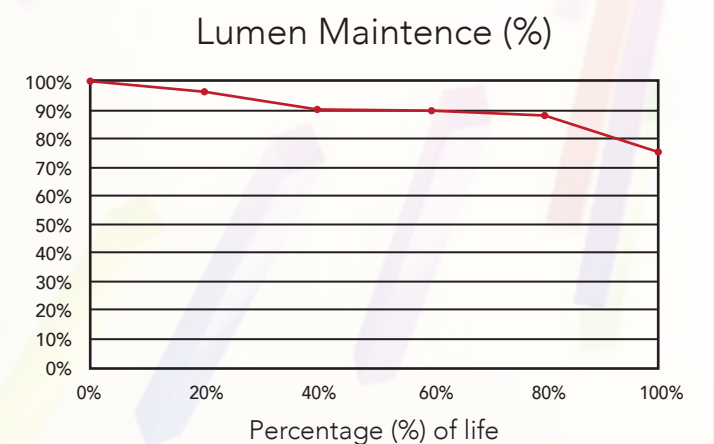
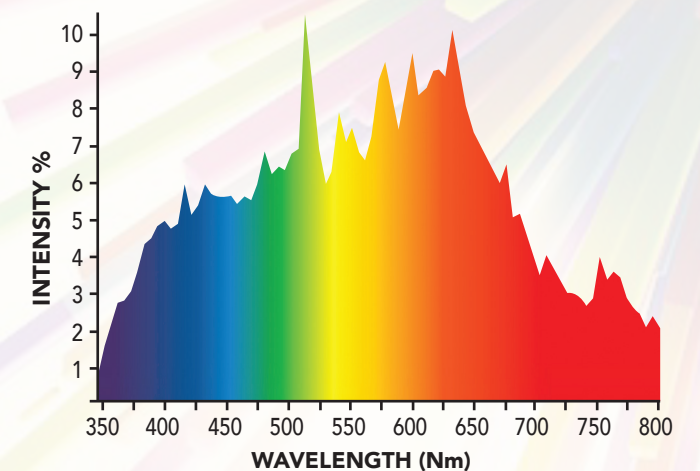
- Light output (Lumens @ 100 Hours).....45000
- Lumens per Watt (lm/w).....95
- Rated life (Hours @ 10 Hour / start).....15000
- Correlated Color Temperature (K).....4200
- Color Rendering Index (CRI) or (Ra).....≥97
- Photon flux (μmol/s) 3K 1030, 4K 970, 3KR 1000, 10K 720
- Burning Position.....U

Physical Data/Requirements

- Max.Base Temperature (°C).....250
- Max.Bulb Temperature (°C).....350
- Luminaire Type.....Open/Enclosed

Lamp Electrical Data/Requirements

- ANSI Standard Ballast.....C182/0 or Electronic
- Lamp Wattage (W).....500W
- Lamp Operating Voltage(V).....130V
- Lamp Operating Current(Amps).....3.8A
- Min.-Max.Starting pulse (Peak KV).....3-4
- Min.Open Circuit Voltage (RMS).....198V
- Min.Pulse Width @ 2700V(Microseconds).....1.9
- Min.Pulse Rate per 1/2Cycle.....-
- Pulse position (Electrical Degrees).....-



500W