



QUICK START GUIDE

STEPS THAT WILL MAKE YOUR LIFE EASIER AND THE END PRODUCT BETTER WHILE USING TRIMINATOR MINI DRY.

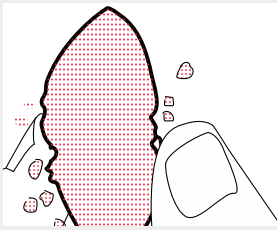
PREPARATION

IDEAL PLANT MOISTURE LEVEL 9-10%

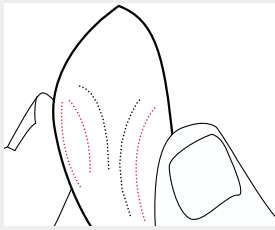
BEND STEM

..... Snap sound? **Ideal moisture.**

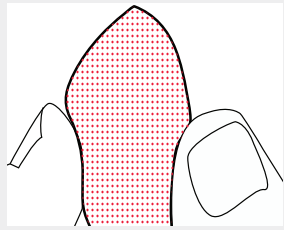
..... No snap sound? **Too moist.**



Squeeze a bud between your fingers, lightly. Crumbles? **Too dry**



Bounces back? **Ideal dryness.**

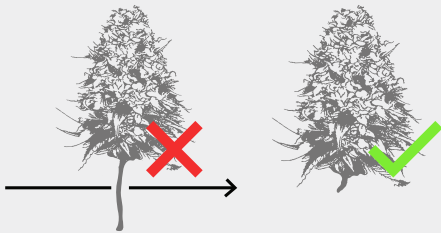


Stays squeezed? **Too moist.**

Note: Bud that is too moist will smear on drum and result in poor trim quality.

Environment: Low humidity spaces and cool rooms are the ideal environment to operate the machine.


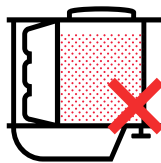
CUT STEM AS CLOSE AS POSSIBLE TO BUD



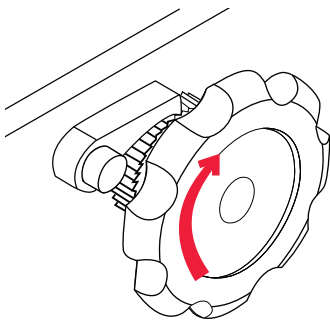
OPERATION

FILL MACHINE

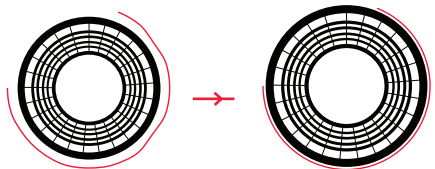
Fill drum 1/2 to 2/3 of the way full. Overfilling will lower quality of trim and slow processing time.



TIGHTEN SHEAR BAND

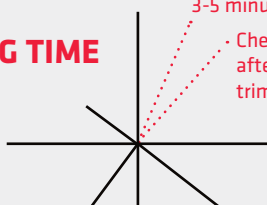


Turn tension knob clockwise until you encounter minor resistance.



As soon as full contact between drum and shear band is achieved, release the tension knob.

TRIMMING TIME



Check trim after 3-5 minutes.

Check every 5 minutes afterwards until desired trim is achieved.



CLEANING 101

CLEANING TECHNIQUES TO KEEP YOUR MACHINE IN OPTIMAL CONDITION.

WHEN TRIM QUALITY DIMINISHES...CLEAN

When you notice trim quality diminishing check for resin build-up on the drum or shearband.

Built up resin deposits are the reason for poor trim quality and indicate it is time for a good cleaning.

TWO WAYS TO CLEAN

Alcohol or Hemp Oil

- 1 Unplug Triminators machine.
- 2 Spray with alcohol or hemp oil, let sit for 30 minutes.
- 3 Wipe down.

Hot Water Pressure Cleaning

- 1 Unplug Triminators machine.
- 2 Remove trim bin and top cover.
- 3 Cover the control/timer box with a plastic bag. You can pressure wash it, but avoid spraying it directly.
- 4 Pressure wash entire machine.



The easiest and #1 way to clean the machine is with a HOT water pressure washer. The machine is fully pressure washable which makes cleaning easy.



You can use a cleaning product to help melt away the resin, but avoid super harsh products that could damage the finish. If you are using a cleaning product apply product as instructed, then rinse completely with water.

QUESTIONS

EMAIL US: INFO@THETRIMINATOR.COM

CALL US: 530.265.4277

 /theTrinator

 @thetriminator

 /theTrinatorUSA