

Contents

Book 3: Consonant Clusters


To the teacher: Each unit presents three to six consonant clusters with illustrations of common examples for vocabulary development and auditory and visual recognition. The consonants are then contrasted. A conversation or a song with high-frequency words is included in each unit for memorization and sight reading. Answer pages, a teacher's guide, and two audio CDs for this book are available.

Unit 1: cl, fl, pl, bl, gl, sl	5-16
Please pass the plate	10
Song: If You're Happy and You Know It	11
Unit 2: cr, fr, pr, br, dr, gr	17-30
Song: Are You Sleeping?	27
Unit 3: st, sp, sm, sk, sn, sw	31-42
They will _____ .	39
Puzzle: Read and Find	40
Unit 4: tr, tw, thr, sc	43-49
Song: Twinkle, Twinkle, Little Star	48

Unit 5: scr, spl, spr, squ, str, thr	50-59
Chant: I Scream, You Scream	59
Unit 6: -st, -nt, -ft, -nk, -nd, -mp	60-69
Song: The Bear Went Over the Mountain	69
Unit 7: Ending -le	70-75
Puzzle: Read and Find	73
Unit 8: Middle Consonants	76-83
Unit 9: Story: The Grasshopper and the Ants	84-90
Unit 10: Review Tests	91-93
Word List (New Words in Book 3)	94-95
My Work	96


 Listen,  Say, and  Write

These words begin with the sounds /cl/.


 Listen to the words.  Say the words.

 Write **cl** at the beginning of these words.

1. ___ ock



2. ___ ass



3. ___ own



4. ___ othes



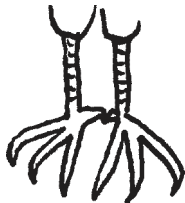
5. ___ ap




6. ___ oud



7. ___ aws



8. ___ oset




 Listen,  Say, and  Write

These words begin with the sounds /fl/.

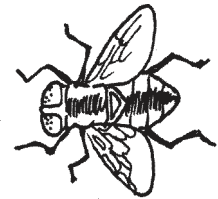
 Listen to the words.  Say the words.

 Write **fl** at the beginning of these words.

1. ___ ag




2. ___ y



3. ___ ower



4. ___ oor



5. ___ ea



6. ___ ute



7. ___ ood



8. ___ ame




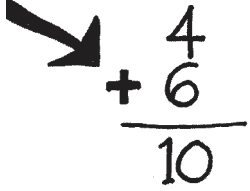



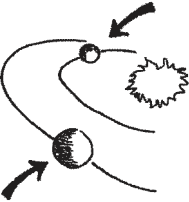


 Listen,  Say, and  Write

These words begin with the sounds /pl/.

 Listen to the words.  Say the words.


 Write **pl** at the beginning of these words.

1. ___ ant 	2. ___ ane 
3. ___ ate 	4. ___ us 
5. ___ ug 	6. ___ iers 
7. ___ aid 	8. ___ anet 

 Listen,  Say, and  Write

 Listen to the words.  Say the words.

 Write **cl**, **fl**, or **pl**.



1. ___ _ ock



2. ___ _ ate



3. ___ _ ower




4. ___ _ ane




5. ___ _ oud



6. ___ _ othes



7. ___ _ ass



8. ___ _ oor



 Listen,  Find, and  Circle

 Listen to the word.

 Find two words that are the same.

 Draw a circle around the two words.

1. pant

plant

plate

plan

plant

2. clap

chap

clap

cap

lap

3. floor

flood

for

flood

food

4. crock

sock

lock

clock

clock

5. clown

crowd

cloud

clown

could

6. flea

fry

fly

for

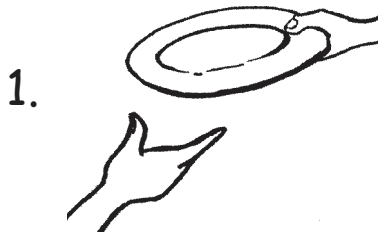
fly



 Look,  Listen and  Find


 Look at the picture.  Listen to the sentences.

 Find the correct sentence.



a. Please pass the plate.

b. Please clap for the clown.




a. Please fly the plane.

b. Please close the closet.



a. Please clean the clothes.

b. Please sleep on the floor.



c. Please play the flute.

d. Please pay for the clock.



If You're Happy and You Know It

If you're happy and you know it,
Clap your hands!

If you're happy and you know it,
Clap your hands!

If you're happy and you know it,
Then you really ought to show it,

If you're happy and you know it,
Clap your hands!

