

# CONTENTS

## Book 1: Beginning Consonants

Each unit presents two consonant sounds with eight common examples. The two consonants are then contrasted for recall and production. Following that the words just learned are used in simple sentences with high frequency sight words. Each unit has a conversation, song, poem, or chant to practice phonics in meaningful, whole-language contexts.

<b>Let's Begin</b>	<b>1</b>
<b>UNIT 1: b and t</b>	<b>2-9</b>
<b>Song:</b> Happy Birthday, Big Boy	6
I have a ____ (b/t)	7, 8, 9
<b>UNIT 2: s and n</b>	<b>10-17</b>
May I have a/some (s/n)	14
<b>Chant:</b> Tuna Sandwich	15
Read and Draw: I have a (s/n)	16
Listen and Write	17
<b>UNIT 3: j and r</b>	<b>18-27</b>
<b>Song:</b> Jingle Bells	22
This is my (j/r)	23, 24
<b>UNIT 4: p and c</b>	<b>28-33</b>
She/he has a (p/c)	31, 33
<b>UNIT 5: f and d</b>	<b>34-39</b>
What do you have?	37, 38, 39
We have a (f/d)	37
<b>Song:</b> Bingo Is His Name	39

<b>UNIT 6: m and l</b>	<b>40-45</b>
What do they have? They have a (m) and a (l).	43, 44, 45
<b>UNIT 7: v and z</b>	<b>46-54</b>
<b>Poem:</b> Roses Are Red	49
The (man) is eating (lunch)	50,51
Take the (violets) from the (valley)	52
Put the (violets) in the (vase).	52
<b>UNIT 8: g and h</b>	<b>55-61</b>
<b>Song:</b> Row, Row, Row Your Boat	56
<b>Chant:</b> Hi, hi! Hello, hello!	60
<b>UNIT 9: c(s) and w</b>	<b>62-67</b>
Can you see a ____?	65
<b>UNIT 10: k and y</b>	<b>68-71</b>
They are playing with a (k/y)	71
<b>UNIT 11: ch, th, and qu</b>	<b>72-79</b>
<b>Poem:</b> Thank you, thank you, thank you	75
He is drawing (ch/qu)	77
<b>UNIT 12: sh and wh</b>	<b>80-85</b>
Where's the (wh/sh)?	
There it is. It's number (1)	83, 84
<b>Song:</b> Where is my dog?	85
<b>Mastery Tests</b>	<b>86-89</b>
Word List	90, 91
My Work	92

b b b


These words all begin with the sound /b/.

 Listen to the words.

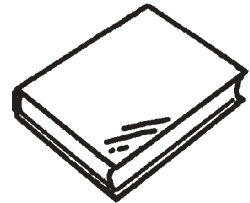
 Say the words.

 Write the letter **b** at the beginning of each word.

1. \_\_\_\_\_ us



2. \_\_\_\_\_ ook




3. \_\_\_\_\_ ird



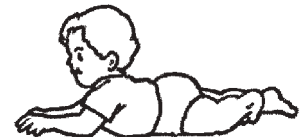
4. \_\_\_\_\_ ananas



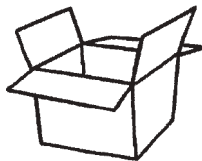
5. \_\_\_\_\_ ag



6. \_\_\_\_\_ aby

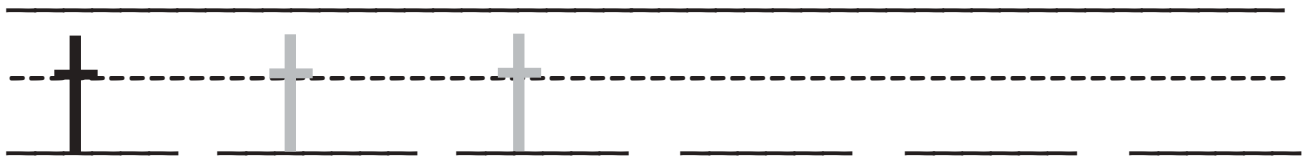


7. \_\_\_\_\_ ox



8. \_\_\_\_\_ oots






These words all begin with the sound /t/.

 Listen to the words.

 Say the words.

 Write the letter **t** at the beginning of each word.

1. \_\_\_\_ able




2. \_\_\_\_ elephone




3. \_\_\_\_ en

10

4. \_\_\_\_ oes




5. \_\_\_\_ urtle



6. \_\_\_\_ eeth



7. \_\_\_\_ eacher



8. \_\_\_\_ ea




 Listen  Say and  Write

 Listen to the words.

 Say the words.

Do the words begin with the sound /b/ or /t/ ?

 Write the letter **b** or **t** at the beginning of each word.


1. \_\_\_\_\_ eacher 


2. \_\_\_\_\_ icycle 

3. \_\_\_\_\_ wenty 20

4. \_\_\_\_\_ ea 

5. \_\_\_\_\_ all 

6. \_\_\_\_\_ oy 

7. \_\_\_\_\_ alloon 


8. \_\_\_\_\_ oys 

 Listen,  Find, and  Circle

 Listen to the word.

 Find a word that is the same.

 Draw a circle  around the same word.



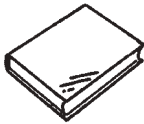
1. teacher

table

toys

teacher

teeth



2. book

ball

baby

boy

book




3. bus

book

bus

bananas

bag



4. table

table

tea

turtle

telephone



5. bicycle

bird

baby

bananas

bicycle



6. toes

toys

tea

toes


ten



👂 Listen and 🎵 Sing

# Happy Birthday, Big Boy!

Happy birthday, big boy!  
Happy birthday, big boy!  
Happy birthday, my baby,  
Happy birthday, big boy!



 Listen and  Read

1. I have a book.

---



2. I have a telephone.

---




3. I have a bird.

---



4. I have a turtle.

---



5. I have a baby.

---



6. I have a tooth.

---








# Read and Find



1. I have a tooth.




2. I have a book.



3. I have a turtle.



4. I have a baby.



5. I have a bird.



6. I have a telephone.





# Read and Draw



1. I have a tooth.

2. I have a bird.

3. I have a table.

4. I have a baby.

5. I have a balloon.

6. I have a telephone.



S S S

These words all begin with the sound /s/.

 Listen to the words.


 Say the words.

 Write the letter **S** at the beginning of each word.

1. \_\_\_\_ ix

6


2. \_\_\_\_ un



3. \_\_\_\_ andwich




4. \_\_\_\_ alt



5. \_\_\_\_ even

7

6. \_\_\_\_ ink



7. \_\_\_\_ ock



8. \_\_\_\_ oup



n n n

These words all begin with the sound /n/.

 Listen to the words.

 Say the words.

 Write the letter **n** at the beginning of each word.

1. \_\_\_\_\_ ine

9

2. \_\_\_\_\_ ose



3. \_\_\_\_\_ otebook




4. \_\_\_\_\_ urse



5. \_\_\_\_\_ umbers

2184  
9573

6. \_\_\_\_\_ ight



7. \_\_\_\_\_ ame



8. \_\_\_\_\_ eck



 Listen  Say and  Write

 Listen to the words.

 Say the words.

Do the words begin with the sound /s/ or /n/?

 Write **S** or **N** at the beginning of each word.

1. \_\_\_\_\_ ewspaper 

2. \_\_\_\_\_ est 


3. \_\_\_\_\_ ing 

4. \_\_\_\_\_ ineteen 


5. \_\_\_\_\_ ofa 

6. \_\_\_\_\_ alad 

7. \_\_\_\_\_ oap 





8. \_\_\_\_\_ ickel 



 Listen,  Find, and  Circle

 Listen to the word.  Find the same word.

 Draw a circle  around the same word.

<p>6</p> <p>1. six</p>	<p>seven      sink      six      sun</p>
<p></p> <p>2. sandwich</p>	<p>sandwich      salt      soup      sock</p>
<p></p> <p>3. nose</p>	<p>nose      notebook      nurse      name</p>
<p>2184 9573</p> <p>4. numbers</p>	<p>nineteen      newspaper      numbers      night</p>
<p></p> <p>5. sock</p>	<p>soup      sofa      soap      sock</p>
<p></p> <p>6. neck</p>	<p>name      neck      nest      nickel</p>



Listen and



Read



1. May I have a sandwich, please?
  2. May I have some soup, please?
  3. May I have some salad, please?
- 




4. May I have a notebook, please?
5. May I have a newspaper, please?
6. May I have a nickel, please?

# Tuna Sandwich

Tuna sandwich hot,  
Tuna sandwich cold.  
My tuna sandwich  
Is ten days old!



I like it hot.  
You like it cold.  
Nobody likes it when  
It's ten days old!







Read and



Draw

1. I have a sandwich.

2. I have a notebook.

3. I have a sock.

4. I have a nose.

5. I have a neck.

6. I have a sofa.



 Listen  Say and  Write

 Listen to the words.

 Say the words.

 Write **s** or **n** or **b** or **t** at the beginning of each word.

1. \_\_\_\_\_ ird



2. \_\_\_\_\_ un



3. \_\_\_\_\_ eetn



4. \_\_\_\_\_ ose




5. \_\_\_\_\_ andwich



6. \_\_\_\_\_ elephone



7. \_\_\_\_\_ umber



8. \_\_\_\_\_ ox

