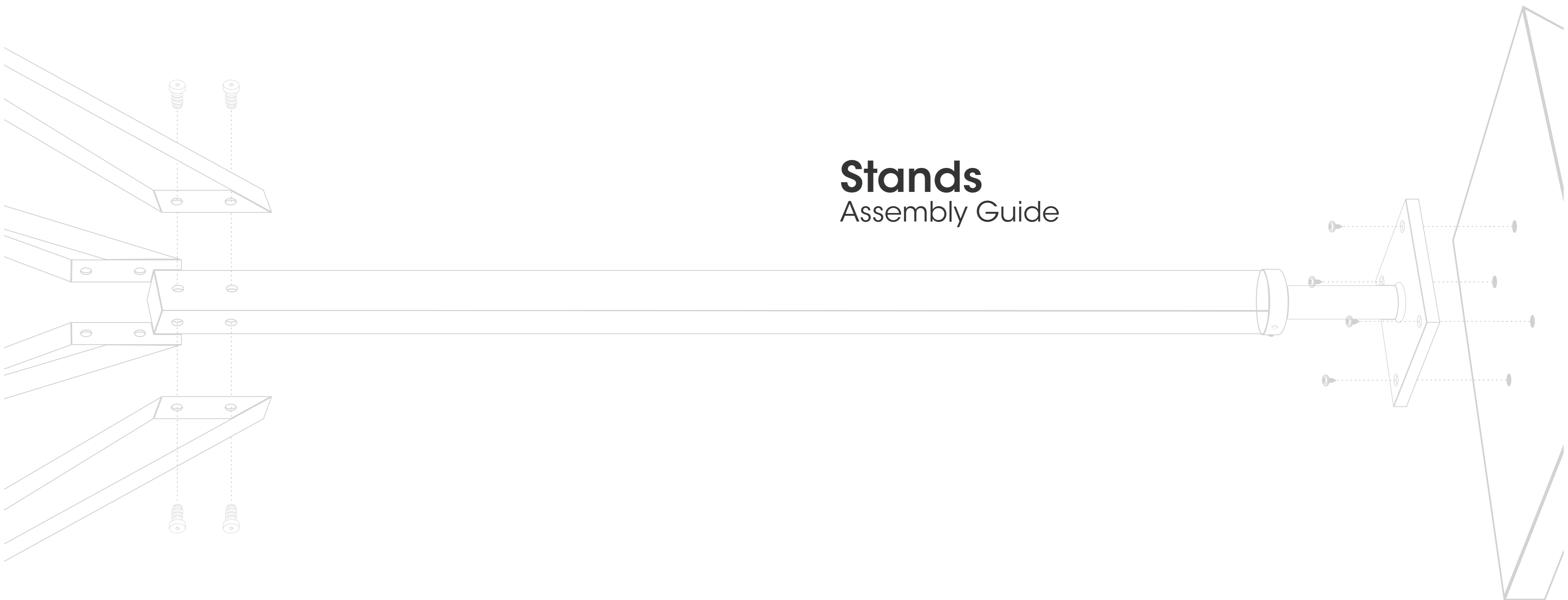




Stands

Built for Creators.
Designed by Creators.

Stands Assembly Guide



Stands

Assembly Guide

Welcome

Hey, thanks for getting Stands! We're proud of our products and we hope you'll feel the same way about owning a pair. Stands were designed by our team, ethically manufactured in the USA, and sent with our best intentions that it will help you craft your next masterpiece.

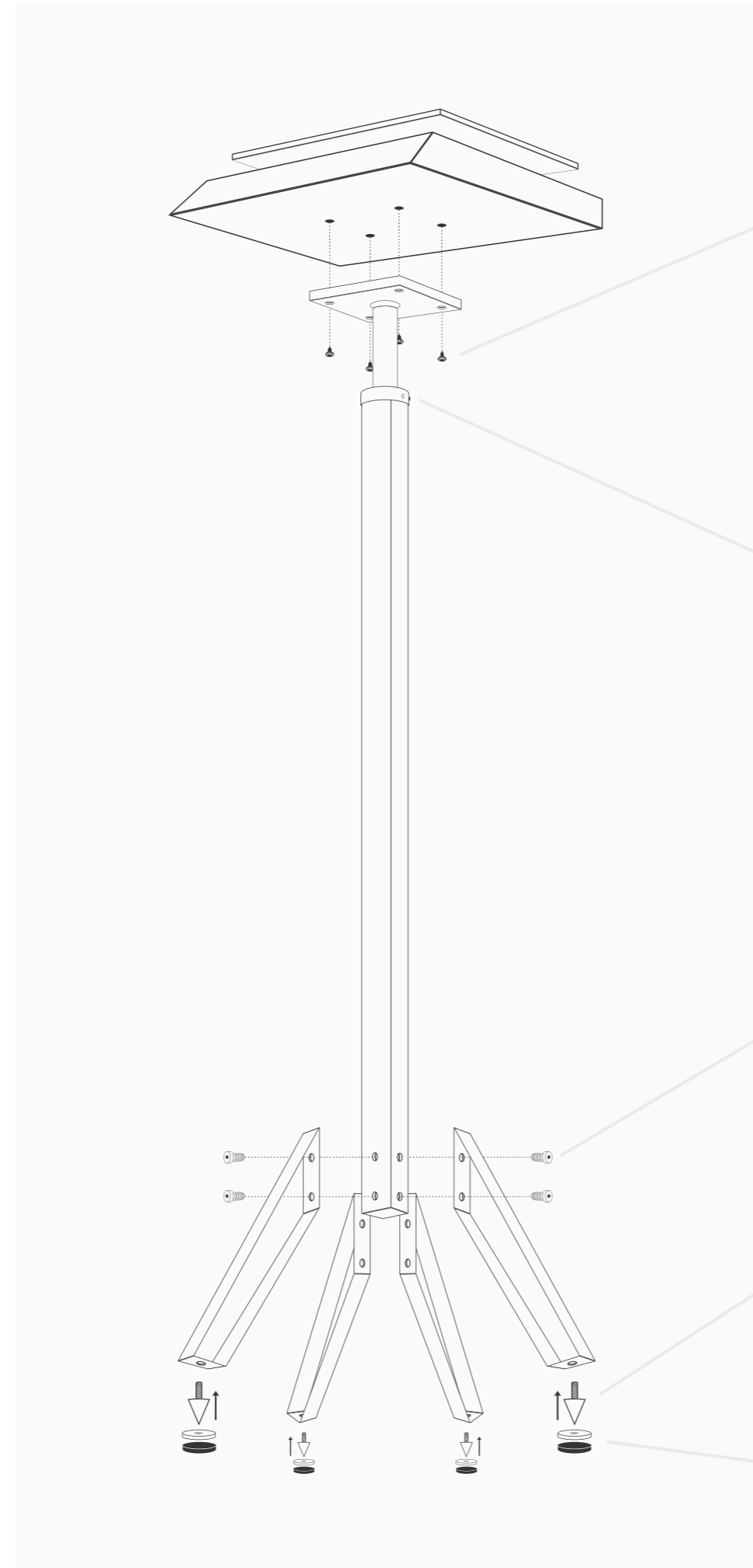
Enjoy, Output

Start Here

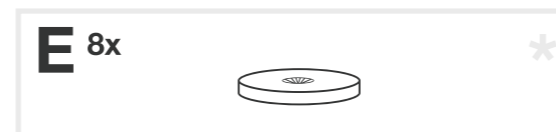
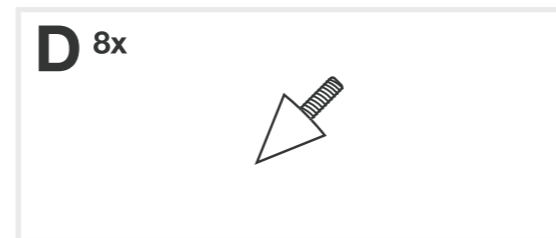
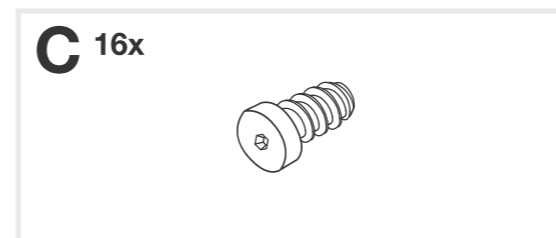
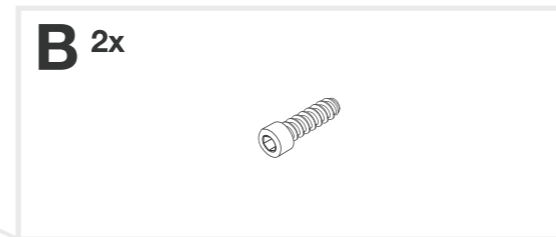
On this page, you'll find a list of what should be included with your package. It's a good idea to give it a thorough once over before you begin. Check out and identify each piece of hardware and component to make sure you're good to go. Please keep in mind that not everything will arrive in the same box, so if you think you're missing something, it's probably in the other box. As you unpack and prepare to build them, place the contents on a carpeted or padded area to protect them from damage. And please take care to use the correct hardware on the correct parts.

Once assembled, make certain to put each stand on a flat, stable surface, and make sure that the height adjustment is tight before putting any weight on them. Do not adjust the height with a speaker on a stand. Bad things could happen, and no one wants that.

Stands Assembly



Hardware Provided



* = USE WITH HARD FLOORS

Tools



☉ = INCLUDED

Clean & Care Instructions

To keep your Stands in top form, clean surfaces with a dry or damp soft cloth. Avoid abrasive cleaners, furniture wax or polish. They're not a fan of those. From time to time, check and tighten the hardware as necessary.

Terms & Conditions

1. The assembly and installation of Products purchased by a Customer shall be performed by the Customer at the Customer's own responsibility.

2. Output Inc. shall not assume any legal liability in relation to the assembly and installation of Products. Output Inc. shall not assume legal liability for damages caused to the Product or other accidents caused or damages incurred while the Customer is assembling or installing the Products. The foregoing shall not apply to damages arising from a cause attributable to Output Inc.

California Prop 65 Warning

In manufacturing some of the materials used for this product, chemicals that contain substances known to the State of California to cause cancer and birth defects or other reproductive harm were used.

Find Help Online

For detailed video walkthrough of assembly go to:
output.com/stands-assembly