

COLLECTIONS 2024

INTERACTIVE PDF 

COLLECTIONS 2024



Catalogo stampato su carta certificata FSC®
Printed Catalogue on FSC® certified paper
Katalog gedruckt auf zertifiziertem Papier FSC®
Catalogue imprimé sur papier certifié FSC®

INDICE GENERALE

GENERAL INDEX / ALLGEMEINES INHALTSVERZEICHNIS / INDEX GÉNÉRAL

- 02 **Indici**
INDEX / INHALTSVERZEICHNIS / SOMMAIRES
- 06 **Ispirazione prodotti**
PRODUCTS INSPIRATION / DESIGNINSPIRATION / INSPIRATION DES PRODUITS
- 16 **Collezioni**
COLLECTIONS / KOLLEKTIONEN / COLLECTIONS
- 18 **DINAMIKA**
deep surfaces
- 104 **Effetto pietra**
STONE EFFECT / NATURSTEIN-FARBEN / EFFET PIERRE
- 260 **Effetto legno**
WOOD EFFECT / HOLZ-FARBEN / EFFET BOIS
- 312 **Effetto cemento**
CONCRETE EFFECT / ZEMENT-FARBEN / EFFET BÉTON
- 358 **Effetto metallo**
METAL EFFECT / METALL-FARBEN / EFFET METAL
- 376 **Effetto cotto**
COTTO EFFECT / COTTO-FARBEN / EFFET COTTO
- 398 **Del Conca House**
BATHROOM, INTERIOR AND OUTDOOR FURNISHING
- 416 **Informazioni tecniche**
TECHNICAL INFORMATION / TECHNISCHE INFORMATIONEN / INFORMATIONS TECHNIQUES
- 419 **Simbologia**
KEY TO SYMBOLS / SYMBOLE / SYMBOLOGIE
- 422 **Schemi di posa**
LAYOUTS / VERLEGELOESUNGEN / PLANS DE POSE
- 424 **Attenzione all'ambiente e al mondo**
FOCUS ON THE ENVIRONMENT AND PEOPLE'S WELL-BEING / AUFMERKSAMKEIT GEGENÜBER DER UMWELT UND DER WELT
L'ATTENTION PORTÉE À L'ENVIRONNEMENT ET AU MONDE

INDICE ALFABETICO

ALPHABETICAL INDEX / ALPHABETISCHES INHALTSVERZEICHNIS / INDEX ALPHABÉTIQUE

- 360 Alchimia_HLC
- 128 Boutique_HBO
- 280 Burma_BU
- 394 Carpegna_HRN
- 244 Climb_HCL
- 314 Deco Studio_HDS
- 294 Foreste d'Italia_FI
- 390 Galestro_HGT
- 234 Gardena_HGR
- 206 Lavaredo_HLA
- 20 Marble Edition_HME
- 304 Monteverde_MN
- 262 Nabi_NB
- 160 Nesting_HNS
- 106 Premiere_HPM
- 254 Rockstar_HRT
- 226 Stelvio_HSV
- 70 Stone Edition_HSE
- 286 St. Regis_SR
- 326 Timeline_HTL
- 378 Vignoni_HVG
- 188 Wild_HWD

INDICE PER EFFETTO

INDEX BY EFFECT / VERZEICHNIS DER FARBRICHTUNGEN / INDEX PAR EFFET

DINAMIKA deep surfaces

- 20 Marble Edition_HME
- 70 Stone Edition_HSE

Stone effect

- 106 Premiere_HPM
- 128 Boutique_HBO
- 160 Nesting_HNS
- 188 Wild_HWD
- 206 Lavaredo_HLA
- 226 Stelvio_HSV
- 234 Gardena_HGR
- 244 Climb_HCL
- 254 Rockstar_HRT

Wood effect

- 262 Nabi_NB
- 280 Burma_BU
- 286 St. Regis_SR
- 294 Foreste d'Italia_FI
- 304 Monteverde_MN

Concrete effect

- 314 Deco Studio_HDS
- 326 Timeline_HTL

Metal effect

- 360 Alchimia_HLC

Cotto effect

- 378 Vignoni_HVG
- 390 Galestro_HGT
- 394 Carpegna_HRN

INDICE PER FORMATO

INDEX BY SIZE / VERZEICHNIS DER FORMATE / INDEX PAR FORMAT

120x260

- 20 Marble Edition_HME
- 70 Stone Edition_HSE
- 106 Premiere_HPM
- 128 Boutique_HBO
- 326 Timeline_HTL

26,5x180

- 262 Nabi_NB

120x120

- 20 Marble Edition_HME
- 70 Stone Edition_HSE
- 106 Premiere_HPM
- 128 Boutique_HBO
- 160 Nesting_HNS
- 188 Wild_HWD
- 206 Lavaredo_HLA
- 226 Stelvio_HSV
- 360 Alchimia_HLC
- 326 Timeline_HTL

60x120

- 20 Marble Edition_HME
- 70 Stone Edition_HSE
- 106 Premiere_HPM
- 128 Boutique_HBO
- 160 Nesting_HNS
- 188 Wild_HWD
- 206 Lavaredo_HLA
- 226 Stelvio_HSV
- 360 Alchimia_HLC
- 314 Deco Studio_HDS
- 326 Timeline_HTL

20x120

- 262 Nabi_NB
- 280 Burma_BU
- 286 St. Regis_SR
- 294 Foreste d'Italia_FI
- 326 Timeline_HTL

30x120

- 294 Foreste d'Italia_FI

16,5x100

- 304 Monteverde_MN

80x80

- 160 Nesting_HNS
- 188 Wild_HWD
- 206 Lavaredo_HLA
- 226 Stelvio_HSV
- 234 Gardena_HGR
- 244 Climb_HCL
- 360 Alchimia_HLC
- 378 Vignoni_HVG
- 326 Timeline_HTL

40x80

- 226 Stelvio_HSV
- 234 Gardena_HGR
- 244 Climb_HCL
- 360 Alchimia_HLC
- 378 Vignoni_HVG

20x80

- 294 Foreste d'Italia_FI
- 304 Monteverde_MN

60x60

- 20 Marble Edition_HME
- 70 Stone Edition_HSE
- 106 Premiere_HPM
- 128 Boutique_HBO
- 160 Nesting_HNS
- 188 Wild_HWD
- 206 Lavaredo_HLA
- 234 Gardena_HGR
- 244 Climb_HCL
- 326 Timeline_HTL

30x60

- 70 Stone Edition_HSE
- 128 Boutique_HBO
- 160 Nesting_HNS
- 188 Wild_HWD
- 206 Lavaredo_HLA
- 234 Gardena_HGR
- 244 Climb_HCL
- 326 Timeline_HTL

20x40

- 160 Nesting_HNS
- 206 Lavaredo_HLA
- 254 Rockstar_HRT

30x30

- 390 Galestro_HGT
- 394 Carpegna_HRN

15x30

- 378 Vignoni_HVG
- 390 Galestro_HGT
- 394 Carpegna_HRN

20x20

- 206 Lavaredo_HLA
- 254 Rockstar_HRT

15x15

- 390 Galestro_HGT
- 394 Carpegna_HRN

Dettagli di stile rivelano una vocazione all'eccellenza

STYLISH DETAILS REVEAL A FLAIR FOR EXCELLENCE
 STILVOLLE DETAILS ALS AUSDRUCK VON QUALITÄTSANSPRUCH
 LES DÉTAILS DE STYLE DÉVOIENT UNE VOCATION POUR L'EXCELLENCE

Products inspiration

Le nostre superfici ceramiche, sintesi tra qualità estetica e rigore formale, rappresentano la migliore espressione dell'evoluzione degli stili di vita, da sempre al centro della nostra ricerca. Attraverso le nostre collezioni siamo in grado di soddisfare ogni esigenza dell'architettura e dell'interior design contemporaneo con flessibilità e spirito d'innovazione, coniugando personalità e versatilità di utilizzo in ogni tipologia di ambiente. Ispirazioni sempre attuali costruiscono un'estetica profonda e variegata, specchio di un design raffinato in cui si uniscono richiami alla tradizione e slanci verso il nuovo. Molteplici effetti materici acquisiscono un'inedita tridimensionalità grazie all'ausilio di nuove tecnologie, l'ampia gamma di formati, spessori, complementi e decorazioni costituiscono un insieme variegato di soluzioni a cui attingere, con la certezza di una progettualità evoluta, capace di interpretare la materia ceramica sottolineando le sue superiori qualità tecniche e funzionali, per regalare a ogni spazio uno stile essenziale e ricercato.

Our ceramic surfaces, a blend of aesthetic quality and formal perfection, are a superlative response to evolving lifestyles, which have always been the focus of our design processes. Through our collections, we meet all the requirements of contemporary interior design and architecture with flexibility and a spirit of innovation, combining personality and functional versatility in contexts of all kinds. Inspirations in line with the latest trends build up a profound yet variegated aesthetic, reflecting sophisticated design that evokes tradition while reaching out to the new. Multiple material effects acquire an unprecedented three-dimensionality with the aid of new technologies, while the wide range of sizes, thicknesses, trims and decors makes up a multi-faceted assortment of solutions to draw on. Architectural values at the state of the art enable full exploitation of ceramics' superior technical and functional qualities, to give every location a simple yet refined style.

Unsere keramischen Flächenbeläge sind eine Synthese aus ästhetischer Qualität und formaler Strenge und verinnerlichten Lifestyle-Trends, die seit Anbeginn im Mittelpunkt unserer Forschung und Entwicklung stehen. Unsere Kollektionen ermöglichen uns, allen Anforderungen der Architektur und des modernen Interior-Designs durch die Verbindung von wertiger Optik und großer Nutzungsvielfalt flexibel und mit einem innovativen Ansatz gerecht zu werden. Stets aktuelle Inspirationen sorgen für eine erlesene, facettenreiche Optik im Spannungsfeld von Tradition und Neuerung. Vielfältige Materialbilder, die dank neuer Technologien mit einer ausgesprochen plastischen Anmutung daherkommen, sind in einer umfassenden Palette an Formaten, Materialstärken, Spezialteilen und Dekorationen erhältlich und ermöglichen vielfältige Gestaltungslösungen für die moderne Planung mit keramischen Fliesen und Platten, die durch überlegene technische und funktionale Merkmale überzeugen und jedem Raum einen wertigen, erlesenen Stil verleihen.

Nos surfaces céramiques, soit des alliances entre qualité esthétique et rigueur formelle, représentent la plus belle expression de l'évolution des modes de vie, depuis toujours au cœur de notre recherche. Nos collections sont en mesure de satisfaire à toutes les exigences de l'architecture et du design d'intérieur contemporain avec flexibilité et esprit d'innovation, en accordant personnalité et souplesse d'emploi à toutes les applications. Sans cesse actuelles, les inspirations construisent une esthétique profonde et bigarrée, miroir d'un design raffiné où s'unissent des clins d'œil à la tradition et des regards tournés vers tout ce qui est nouveau. Nombreux sont les effets de matière se dotant d'une tridimensionnalité originale qui leur est donnée par de nouvelles technologies. Les multiples formats, épaisseurs, accessoires et décorations forment un ensemble disparate de solutions auxquelles recourir pour garantir un pouvoir de créativité immense, en mesure d'interpréter la céramique en recourant à la supériorité de ses qualités techniques et fonctionnelles, de sorte à accorder à chaque lieu un style épuré et recherché.

Products inspiration



ETERNAL BEAUTY



nella profondità di una preziosa autenticità

exquisitely authentic, deep down
durchdrungen von einer kostbaren Authentizität
dans la profondeur d'une authenticité précieuse

Suggestioni classiche e contemporanee indagano la luminosa bellezza della materia marmo per riprodurre fedelmente le mutevoli venature, attraverso un supporto ceramico altamente tecnico. Continuità di toni, finiture lucide e opache, decorazioni che interpretano l'intensità di superfici uniche, sono il risultato di una ricerca continua orientata a generare profonde esperienze sensoriali.

Die leuchtende Schönheit von Marmor wird unter dem Einfluss von Klassik und Moderne naturgetreu mit seinen mannigfaltigen Äderungen auf einem keramischen Hightech-Material reproduziert. Harmonische Farbstellungen, glänzende wie matte Oberflächen und Dekorationen, die der kraftvollen Ausstrahlung einzigartiger Materialbilder Ausdruck verleihen, sind das Resultat des unaufhörlichen Suchens nach intensiven sensorischen Erlebnissen.

Classical and contemporary aesthetics investigate the luminous beauty of marble, to accurately reproduce its ever-changing vein patterning in a high-tech ceramic material. Continuity of tones, glossy and matt finishes and decorations that interpret the intensity of unique surfaces, achieved through tireless research dedicated to generating profound sensory experiences.

Les fascinations classiques et contemporaines sondent la beauté lumineuse du marbre pour en reproduire fidèlement les veinages muables sur un support céramique hi-tech. Axée sur la génération de profondes expériences sensorielles, la recherche continue nous apporte continuité de tonalités, finitions brillantes et mates, décorations qui interprètent l'intensité de surfaces uniques.



NATURAL
ATTITUDE



atmosfere avvolgenti in cui immergersi

moods that soothe and entice
umgeben von Behaglichkeit
atmosphères envoûtantes dans lesquelles se perdre

Nasce il desiderio di circondarsi di materiali naturali che riconducono alle origini, a sensazioni primordiali in sintonia con la nostra anima più profonda. Gli effetti legno e pietra sono in grado di ricreare calore e purezza, svelando tutta la profonda matericità delle nostre superfici ceramiche, per disegnare habitat confortevoli e rassicuranti.

We all feel the need to surround ourselves with natural materials that take us back to our origins, to primordial sensations attuned to the depths of our being. Wood and stone effects re-create warmth and purity, revealing all the tactile depth of our ceramic surfaces, ideal for designing comfortable, reassuring habitats.

Es wächst immer mehr das Verlangen, sich mit natürlichen Materialien zu umgeben, die zu den Ursprüngen und zu den Ureindrücken im Einklang mit unserem tiefsten Inneren zurückführen. Die Holz- und Steinoptiken besitzen eine wohnlische, unverfälschte Ausstrahlung. Sie bringen die erlesene Tiefenoptik unserer keramischer Flächenbeläge gelungen zur Geltung und gestalten Raumwelten, die Ruhe und Geborgenheit vermitteln.

Les tendances expriment l'envie de matières naturelles qui nous ramènent aux origines, qui nous font ressentir des sensations primordiales en symbiose avec la plus profonde dimension de notre âme. Les imitations bois et pierre sont capables de recréer chaleur et pureté en dévoilant toute la profondeur de l'effet matière de nos surfaces céramiques pour concevoir des habitats confortables et rassurants.



DREAMING
IN COLORS



sfumature libere di materia e luce
infinite shades of matter and light
losgelöst von Licht und Materie
nuances libres de matière et lumière

Il colore diventa protagonista di spazi architettonici e moderni. Pigmenti colorati si fondono con la materia gres per creare superfici ceramiche rinnovate e offrire soluzioni estetiche e funzionali allo stesso tempo. Passato e presente si combinano per generare estetiche dalla forte personalità, restituendo spazi fluidi e dalle tonalità infinite.

Die Farbe wird zum Protagonisten architektonischer, moderner Raumwelten. Farbpigmente verschmelzen mit dem Feinsteinzeug zu neuen keramischen Oberflächen, die visuell und funktional überzeugen. Vergangenheit und Gegenwart fügen sich zu einem charakterstarken Design, das durchgängige Raumkonzepte in mannigfaltigen Farben ermöglicht.

Colour becomes the key feature of modern architectural spaces. Coloured pigments merge with stoneware to create renewed ceramic surfaces and offer solutions that are both stylish and functional. Past and present combine to generate aesthetics with a strong personality and construct fluid spaces in endlessly varying shades.

La couleur devient l'élément principal d'espaces architecturaux et modernes. Les pigments colorés fusionnent avec le grès pour composer des surfaces céramiques renouvelées et pour formuler des solutions à la fois belles et fonctionnelles. Le passé et le présent s'unissent pour concevoir des esthétiques de caractère en dessinant des lieux fluides aux mille tonalités.



WALLPAPER REFRESH



fantasie all-over per scenari immersivi

all-over patterns for immersive scenarios
eingetaucht im All-over-Universum

fantaisies all-over pour des scénarios immersifs

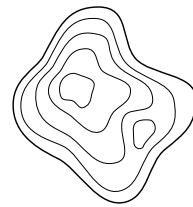
Motivi floreali e botanici, textures astratte e geometriche, disegnano decorazioni continue per caratterizzare ambienti dallo stile moderno o classico. Soluzioni di grande espressività e versatilità, trasformano ogni spazio in un'oasi di quiete o in un angolo energizzante dove stile e creatività si uniscono con grazia e raffinatezza.

Florale und botanische Motive, abstrakte und geometrische Texturen bilden durchgängige Dekorationen für moderne oder klassische Interieurs. Ausdrucksstarke, vielseitige Lösungen verwandeln jeden Raum ganz nach Wunsch in eine Ruheoase oder in eine farbenfrohe Energiequelle, wo Stil und Kreativität auf Glamour und Grazie treffen.

Floral and botanical motifs and abstract and geometrical textures form continuous decorations to give character to interiors in modern or classical style. Extremely expressive, versatile solutions transform every location into an oasis of calm or an energising corner, where style and creativity merge with grace and refinement.

Les fantaisies florales et botaniques, les textures abstraites et géométriques dessinent des décorations continues pour distinguer les lieux par un style moderne ou classique. Extrêmement expressives et éclectiques, les solutions transforment chaque espace en oasis de paix ou en petit coin où recharger ses batteries, un endroit où le style et la créativité s'unissent avec grâce et élégance.

**COL
LECT
IONS
2024**



DINAMIKA[®]
deep surfaces

un'anima tridimensionale genera bellezza

beauty springing from
a three-dimensional soul

Ein dreidimensionaler Charakter
schafft dekorative Oberflächen

une âme tridimensionnelle
engendre beauté

Dinamika è l'evoluzione tecnologica di una materia che racchiude vita, capace di raccogliere le pulsazioni del mondo e restituirle con estrema naturalezza. Attraverso un'esperienza sensoriale immersiva, ogni singolo dettaglio di superficie viene esaltato per raccontare una veridicità unica data dalla sincronia perfetta tra grafica e struttura.

Dinamika ist die technische Weiterentwicklung eines Materials, das durch seine lebendige Ausstrahlung und natürlichen Charakter besticht. Durch ein sinnlich erfahrbares Erlebnis wird jedes einzelne Oberflächendetail beeindruckend hervorgehoben, um die einzigartige realistische Anmutung durch das perfekte Zusammenspiel zwischen Optik und Struktur zu vermitteln.

Dinamika is the technological evolution of a material that has life at its core, that responds with a natural vibrancy to the beating heart of the world. Through an immersive sensory experience, every single surface detail is enhanced for unrivalled realism, achieved by the perfect synchrony between graphic design and structure.

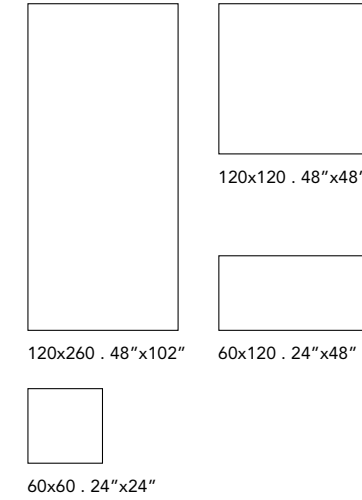
Dinamika est l'évolution technologique d'une matière qui contient la vie, en mesure de recueillir les pulsations du monde et de leur donner corps tout naturellement. Par le biais d'une expérience sensorielle immersive, chaque détail est exalté en surface pour raconter une veridicité unique générée par la synchronie parfaite entre graphique et structure.

Marble Edition

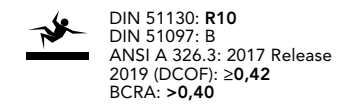
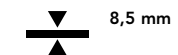
[← INDEX](#)
[⚙️ TECHNICAL CHARACTERISTICS](#)
[📖 CATALOGUE](#)

HME

120x260 120x120 60x120 60x60



Gruppo Bla UNI EN 14411_G



HME 10 Van Gogh White



HME 7 Breccia Capraia



HME 5 Invisible Grey



HME 3 Onice Verde

Sizes		Pieces	Mq.	Kg.	Tare Size	Dimension
120x260	cassa	16	49,92	1180,00	86	284x135xh.34
120x260	cassa light	5	15,60	370,00	45	284x135xh.21
120x260	cavalletto heavy	32	199,84	2360,00	131	270x75xh.161

archiproducts
AWARDS
WINNER
2023

Sizes		Pieces	Mq.	Kg.	Boxes	Mq.	Kg.
120x260		1	3,12	68,18	-	-	-
120x120	(Pallet 122x122 cm)	1	1,44	28,30	38	54,72	1105,25
60x120		2	1,44	28,30	32	46,08	925,47
60x60		4	1,44	28,30	40	57,60	1152,00
7,5x60	battiscopa	14	8,40 ml	-	-	-	-
7x120	battiscopa	6	7,20 ml	-	-	-	-
33x60	gradone lineare	4	-	-	-	-	-
33x120	gradone lineare	2	-	-	-	-	-
33x33	gradone angolare	2	-	-	-	-	-
33x120	gradone angolare	2	-	-	-	-	-

Van Gogh White

Dinamika riedita il marmo Van Gogh White, estratto dalle Alpi Apuane italiane, dando vita a una superficie dall'affascinante bellezza. Il fondo bianco è attraversato da una grafica leggera nei toni del grigio e da piccole venature aranciate con andamento orizzontale, emerse durante passaggi di sabbiatura, lavorazione Waterjet in superficie, patinatura per rendere il prodotto più morbido al tatto. In questo modo le venature e il movimento grafico acquisiscono effetti di bassorilievo e viene esaltata l'intensità del colore bianco.

Dinamika bietet eine Neuauflage des Van Gogh White Marmors, der in den Apuanischen Alpen in Italien gewonnen wird und eine Oberfläche von faszinierender Schönheit aufweist. Die weiße Grundfliese wird durch ein zartes Muster in Graustufen und kleine orangefarbene, waagrecht verlaufende Maserungen durchzogen, die während dem Sandstrahlen, der Waterjet-Oberflächenbehandlung, entstanden sind. Durch diese Patina erhält das Produkt eine weichere Haptik. Auf diese Weise erzeugen die Maserungen und der Musterverlauf Flachrelief-Effekte und die Intensität der weißen Farbe wird betont.

Dinamika revives Van Gogh White marble, quarried from the Italian Apuan Alps, resulting in a strikingly beautiful surface. The white background is traversed by a light pattern in shades of gray and small orange horizontal veins that emerged during sandblasting, the Waterjet surface process, and patination to make the product softer to the touch. The veins and patterns therefore acquire bas-relief effects, and the intensity of the white colour is enhanced.

Dinamika transforme le marbre Van Gogh White, extrait dans les Alpes apuanes italiennes, avec une surface à la beauté enjôleuse. Le fond blanc est traversé par un graphisme léger dans les tonalités du gris et par de petites veines orangées évoluant horizontalement, apparues après les traitements de sablage, ceux par jet d'eau en surface, ainsi que ceux de patinage qui donnent au produit une plus grande délicatesse au toucher. Le veinage et le mouvement graphique prennent ainsi des effets de bas-relief, et l'intensité du blanc ressort encore plus.



Marble Edition

120x260 120x120 60x120 60x60

Dinamika



Pavimento / Floor: HME 10 Van Gogh White Rett.

Dinamika

Marble Edition

120x260 120x120 60x120 60x60



Dinamika

Dinamika



Breccia Capraia

Venature policrome e variegata attraversano una superficie bianca con tonalità che dal grigio scuro passano a quelle del marrone e del viola con punte di giallo e arancio. Le lavorazioni di acidatura leggera e spazzolatura successiva, sulla materia originale, rendono la superficie morbida al tatto, accentuando la ricchezza cromatica delle texture e l'effetto tridimensionale delle venature. Grazie a Dinamika, un marmo dall'estetica intramontabile trova la sua massima espressività in una materia ceramica con qualità tecniche ed estetiche superiori.

Unterschiedliche Maserungen in vielen Farben verlaufen über eine weiße Oberfläche in Farbtönen von Dunkelgrau bis hin zu Kastanienbraun und Violett, mit gelben und orangen Sprenkeln. Die Bearbeitung durch leichtes Ätzen und anschließendes Bürsten des Ausgangsmaterials verleihen der Oberfläche eine weiche Haptik und unterstreicht die farbliche Vielfalt der Texturen und die dreidimensionale Wirkung der Maserungen. In Dinamika findet ein Marmorstein von unübertrefflicher ästhetischer Wirkung seine höchste Vollendung in einem Keramikmaterial mit hochkarätigen technischen und ästhetischen Eigenschaften.

Polychrome, variegated veins run across a white surface with hues shifting from dark gray to brown and purple with hints of yellow and orange. Light acid etching and subsequent brushing processes on the original material make the surface soft to the touch, accentuating the chromatic richness of the textures and the three-dimensional effect of the veining. Thanks to Dinamika, a marble with a timeless aesthetic is perfectly expressed in a ceramic material with superior technical and aesthetic qualities.

Des veines polychromes et bigarrées parcourent une surface blanche avec des nuances qui, du gris foncé, passent au marron et au violet, avec des notes de jaune et d'orange. Sur la matière d'origine, la légère gravure à l'acide et le brossage apportent douceur au toucher, en renforçant la richesse chromatique des textures et l'effet tridimensionnel des veines. Avec Dinamika, un marbre à l'esthétique impérissable atteint le maximum de son expressivité avec une matière céramique flanquée de qualités techniques et esthétiques supérieures.

Marble Edition

120x260 120x120 60x120 60x60

Dinamika



Rivestimento / Wall: HME 7 Breccia Capraia Rett.



Pavimento / Floor: HME 7 Breccia Capraia Rett.

Dinamika

Marble Edition

120x260 120x120 60x120 60x60



Dinamika

Dinamika



Invisible Grey

La tradizionale bellezza del marmo Invisible Grey nella versione "gold" è caratterizzata da movimenti grafici in tonalità giallo senape che si sovrappongono a un movimento di venature grigie con diversi gradi di intensità cromatica e grafica. Con Dinamika la percezione di una sottile vibrazione di texture, che anima le architetture di comfort e naturalezza, si trasforma in un'esperienza sensoriale unica che avvolge il tatto e la vista.

Die traditionelle Schönheit des Marmors Invisible Grey in der Ausführung „Gold“ zeichnet sich durch Musterverläufe in Senfgelbtönen aus, welche die grauen Maserungen in unterschiedlichen Farb- und Musterstärken überlagern. Mit Dinamika verwandelt sich die Wahrnehmung einer subtilen Vibration der Texturen, die Gebäuden Komfort und Natürlichkeit verleiht, in eine einzigartige Sinneserfahrung über die Tast- und Sehorgane.

The traditional beauty of Invisible Grey marble in the 'gold' version features patterns with mustard yellow hues overlaid with gray veins with varying degrees of colour and graphic intensity. With Dinamika, the perception of a subtle textural vibration, animating comfortable and natural architecture, is transformed into a unique sensory experience that envelops touch and sight.

La beauté traditionnelle du marbre Invisible Grey, en version « gold », se caractérise par des mouvements graphiques dans des tonalités jaune moutarde qui se superposent à un mouvement de veines grises, avec différents taux d'intensité chromatique et graphique. Dinamika transforme la perception d'une délicate vibration de texture, qui anime les architectures avec confort et naturel, en exceptionnelle expérience sensorielle qui captive le toucher et la vue.

Marble Edition

120x260 120x120 60x120 60x60

Dinamika



Rivestimento / Wall: HME 5 Invisible Grey Rett.



Pavimento / Floor: HME 5 Invisible Grey Rett.

Dinamika

Marble Edition

120x260 120x120 60x120 60x60

Dinamika



Dinamika



Onice Verde

Un minerale pregiato attraversato da striature continue nei toni del verde, del bianco e del beige si contamina con accenti ambrati e rosati. Nei passaggi tra una sfumatura e l'altra talvolta è possibile percepire delle leggere scanalature, con piccole inclusioni fossili dall'effetto tridimensionale, caratteristico delle estrazioni controfalda delle pietre naturali. La perfetta coincidenza tra grafiche e strutture sempre diverse, ottenuta attraverso un unico processo produttivo, regala veridicità e profondità a superfici dall'estetica minimale.

Ein kostbares Gestein, durchzogen von durchlaufenden Streifen in Grün-, Weiß- und Beigetönen, durchsetzt mit bernsteinfarbenen und rosafarbenen Akzenten. An den Übergängen zwischen den Farbtönen sind hier und da leichte Rillen mit kleinen fossilen Einschlüssen in 3D-Effekt erkennbar; diese sind charakteristisch für den Schnitt senkrecht zur Ader der Natursteine. Die perfekte Kombination aus immer wieder anderen Mustern und Strukturen wird in einem einzigartigen Produktionsverfahren erzielt, das minimalistischen Oberflächen Ausstrahlung und Tiefe verleiht.

A fine mineral crossed by continuous streaks in shades of green, white and beige is infused with hints of amber and pink. In the transitions between shades it is sometimes possible to perceive slight grooves, featuring small fossil inclusions with a three-dimensional effect characteristic of vein-cut extractions of natural stones. The perfect convergence of ever-varying patterns and textures, achieved through a unique production process, lends realism and depth to surfaces with a minimal aesthetic.

Un minéral prisé traversé par de continues stries dans les nuances du vert, du blanc et du beige, est fourvoyé par des accents ambrés et rosés. Dans les passages entre une nuance et l'autre, il est parfois possible d'apercevoir de légères cannelures, avec de petites inclusions fossiles à effet tridimensionnel, une caractéristique des extractions à contre-passe des pierres naturelles. La coïncidence parfaite entre graphismes et structures sans cesse différentes, obtenue à l'aide d'un procédé de production unique, offre véridicité et profondeur à des surfaces à l'esthétique minimaliste.

Marble Edition

120x260 120x120 60x120 60x60

Dinamika



Rivestimento / Wall: HME 3 Onice Verde Rett.



Pavimento / Floor: HME 3 Onice Verde Rett.

Dinamika

Marble Edition

120x260 120x120 60x120 60x60



Dinamika

Dinamika



Moving

Moving è uno dei tre fondi decorati realizzato nell'innovativo formato 120x120 cm per impreziosire la collezione Marble Edition con ricercate quinte scenografiche da abbinare talvolta ai fondi.

Il particolare disegno circolare che si forma accostando tessere di marmi diversi, aventi ognuna la propria tridimensionalità e specificità, evoca il movimento rotatorio dell'acqua riscontrabile nei pavimenti musivi tipici delle basiliche cristiane, i cui soggetti spesso rappresentavano scene sacre o elementi naturali.

Moving ist eines der drei Grundfliesen-Dekors im Format 120x120 cm, die die Kollektion Marble Edition mit auserlesenen Akzentflächen bereichern, welche ab und an mit den Grundfliesen kombiniert werden. Das besondere Kreismuster entsteht durch den Mix von Fliesen unterschiedlicher Marmorarten, von denen jede ihre besondere 3D-Wirkung und ihren eigenen Charakter aufweist. Das Muster erinnert an die kreisenden Bewegungen von Wasser, wie man sie von Mosaikböden in christlichen Basiliken sind. Auf diesen Böden sind häufig heilige Szenen oder Elemente aus der Natur dargestellt.

Moving is one of three decorated backgrounds produced in the 120x120 cm size to embellish the Marble Edition collection with refined scenic backdrops to sometimes match the backgrounds.

The distinctive circular pattern formed by juxtaposing chips of different marbles, each with its own three-dimensionality and specific features, evokes the rotational movement of water found in the mosaic floors typical of Christian basilicas, which often featured depictions of sacred scenes or natural elements.

Moving est l'un des trois fonds décorés en format 120x120 cm qui étoffe la collection Marble Edition avec de sophistiquées parures à assortir aux fonds. La forme circulaire particulière qui apparaît lorsque sont mises les unes à côté des autres différentes tesselles de marbres qui ont chacune leur propre tridimensionnalité et spécificité, fait penser au mouvement rotatoire de l'eau que nous pouvons retrouver sur les sols en mosaïques typiques des basiliques chrétiennes, dont les sujets représentaient souvent des scènes sacrées ou des éléments naturels.

Marble Edition

120x260 120x120 60x120 60x60

Dinamika



Dinamika

Gradini / Steps: HME Moving Rett.

Marble Edition

120x260 120x120 60x120 60x60



Dinamika

Dinamika



Sail

La lastra decorata Sail, realizzata nel formato 120x260 cm, ricorda le forme di vele gonfiate dal vento, ottenute con inserti dei quattro fondi della collezione Marble Edition. Un design sinuoso e leggero si completa con la profonda matericità di grafiche e strutture, combinate in un ricercato pattern, capace di esaltare tutta la bellezza della materia marmo con soluzioni inedite e di grande carica espressiva.

Die Dekorfliese Sail im Format 120x260 cm erinnert an die Formen von Segeln, die vom Wind aufgebläht werden. Dieser Effekt wird erzielt durch Intarsien mit den vier Grundfliesen der Kollektion Marble Edition. Ein wellenartig verlaufendes, leichtes Design, abgerundet durch stark materialbetonte Optik und Strukturen und kombiniert zu einem edlen Muster, welches die ganze Schönheit von Marmor durch neue, besonders ausdrucksstarke Lösungen hervorhebt.

The Sail decorated slab, produced in the 120x260 cm size, resembles the shape of sails inflated by the wind, obtained with inserts from the four backgrounds in the Marble Edition collection. A sinuous, light design is complemented by the intense tactile appeal of patterns and textures, combined in a refined pattern, capable of enhancing all the beauty of the marble material with original, highly expressive solutions.

La dalle décorée Sail, en format 120x260 cm, fait penser à des voiles gonflées par le vent, obtenues avec des inserts des quatre fonds de la collection Marble Edition. Un dessin sinueux et léger est complété avec l'extraordinaire effet matière de graphismes et structures qui s'unissent dans une composition raffinée, en mesure de faire ressortir toute la beauté du marbre avec des solutions originales extrêmement expressives.

Marble Edition

120x260 120x120 60x120 60x60

Dinamika



Rivestimento / Wall: HME Sail Rett.

Dinamika

Marble Edition

120x260 120x120 60x120 60x60

Dinamika



Dinamika



Blended

Tessere di grande dimensione con forme diverse accostate tra loro uniscono i quattro fondi e la lastra decorata Moving, per restituire una straordinaria interpretazione del battuto di terrazzo alla veneziana. Una nuova e particolare struttura a rilievo viene applicata su alcune porzioni delle tessere, poi legate da una calce cementizia mista a fine graniglia. Blended è disponibile nei formati 120x260 cm, 120x120 cm, 60x120 cm e si presta per applicazioni a rivestimento e a pavimento in spazi residenziali e commerciali di grande prestigio.

Große Belagflächen mit unterschiedlichen Formen, gestaltet aus den vier Grundfliesen und der Dekorplatte Moving, ergeben eine außergewöhnliche Neuinterpretation der venezianischen Terrazzoböden. Auf einigen Teilflächen wird eine neue, spezielle Flachrelief-Struktur aufgebracht; diese werden anschließend durch ein Zement-Kalk-Gemisch mit feinem Split miteinander verbunden. Blended ist in den Formaten 120x260 cm, 120x120 cm und 60x120 cm erhältlich und eignet sich für Wandverkleidungen und Bodenbeläge in besonders edel gestalteten Wohn- und Geschäftsräumen.

Large chip tiles with different shapes juxtaposed with each other unite the four backgrounds and the decorated Moving slab to offer an extraordinary interpretation of Venetian terrazzo. A new and special relief texture is applied to portions of the chip tiles, then bound by a cement lime mixed with fine granulated marble. Blended is available in 120x260 cm, 120x120 cm, and 60x120 cm sizes and is suitable for wall and floor applications in prestigious residential and commercial spaces.

Posées bord à bord, de grandes tesselles de différentes formes rassemblent les quatre fonds et la dalle décorée Moving, afin de livrer une interprétation extraordinaire du terrazzo à la vénitienne. Une nouvelle et particulière structure en relief est appliquée sur certaines parties des tesselles qui sont ensuite liées par un mélange de chaux et ciment à grains fins. Disponible dans les formats 120x260 cm, 120x120 cm, 60x120 cm, Blended convient aux applications sur le mur et sur le sol dans les espaces résidentiels et commerciaux de grand prestige.

Marble Edition

120x260 120x120 60x120 60x60

Dinamika



Rivestimento / Wall: HME Blended Rett.

Dinamika

Marble Edition

120x260 120x120 60x120 60x60

Dinamika



Dinamika


Marble Edition

120x260 120x120 60x120 60x60

Van Gogh White



60x120 . 24"x48"
G3ME10R HME 10 Rett.



60x60 . 24"x24"
G9ME10R HME 10 Rett.



120x120 . 48"x48"
GRME10R HME 10 Rett.

120x260 . 48"x102"
GZME10R HME 10 Rett.

Dinamika

Breccia Capraia



60x120 . 24"x48"
G3ME07R HME 7 Rett.



60x60 . 24"x24"
G9ME07R HME 7 Rett.



120x120 . 48"x48"
GRME07R HME 7 Rett.

120x260 . 48"x102"
GZME07R HME 7 Rett.

Dinamika

PEZZI SPECIALI • SPECIAL PIECES • FORMTEILE • PIÈCES SPÉCIALES

7,5x60 . 3"x24" BATTISCOPA GOME10R60 HME 10 Rett.	7x120 . 2 ³ / ₄ "x48" BATTISCOPA GOME10R12 HME 10 Rett.	33x60 . 13"x24" GRADONE LINEARE G3ME10RG HME 10 Rett.	33x120 . 13"x48" GRADONE LINEARE G3ME10RG12 HME 10 Rett.	33x33 . 13"x13" GRADONE ANGOLARE G3ME10RGD HME 10 (R-DX) Rett. G3ME10RGS HME 10 (L-SX) Rett.	33x120 . 13"x48" GRADONE ANGOLARE G3ME10RGD12 HME 10 (R-DX) Rett. G3ME10RGS12 HME 10 (R-DX) Rett.

PEZZI SPECIALI • SPECIAL PIECES • FORMTEILE • PIÈCES SPÉCIALES

7,5x60 . 3"x24" BATTISCOPA GOME07R60 HME 7 Rett.	7x120 . 2 ³ / ₄ "x48" BATTISCOPA GOME07R12 HME 7 Rett.	33x60 . 13"x24" GRADONE LINEARE G3ME07RG HME 7 Rett.	33x120 . 13"x48" GRADONE LINEARE G3ME07RG12 HME 7 Rett.	33x33 . 13"x13" GRADONE ANGOLARE G3ME07RGD HME 7 (R-DX) Rett. G3ME07RGS HME 7 (L-SX) Rett.	33x120 . 13"x48" GRADONE ANGOLARE G3ME07RGD12 HME 7 (R-DX) Rett. G3ME07RGS12 HME 7 (R-DX) Rett.

Marble Edition

120x260 120x120 60x120 60x60

Invisible Grey



120x260 . 48"x102"
GZME05R HME 5 Rett.



60x120 . 24"x48"
GZME05R HME 5 Rett.



60x60 . 24"x24"
G9ME05R HME 5 Rett.



120x120 . 48"x48"
GRME05R HME 5 Rett.

Onice Verde



120x260 . 48"x102"
GZME03R HME 3 Rett.



60x120 . 24"x48"
GCME03R HME 3 Rett.



60x60 . 24"x24"
G9ME03R HME 3 Rett.



120x120 . 48"x48"
GRME03R HME 3 Rett.

Dinamika

Dinamika

PEZZI SPECIALI • SPECIAL PIECES • FORMTEILE • PIÈCES SPÉCIALES

7,5x60 . 3"x24" BATTISCOPA GOME05R60 HME 5 Rett.	7x120 . 2 ³ / ₄ "x48" BATTISCOPA GOME05R12 HME 5 Rett.	33x60 . 13"x24" GRADONE LINEARE G3ME05RG HME 5 Rett.	33x120 . 13"x48" GRADONE LINEARE G3ME05RG12 HME 5 Rett.	33x33 . 13"x13" GRADONE ANGOLARE G3ME05RGD HME 5 (R-DX) Rett. G3ME05RGS HME 5 (L-SX) Rett.	33x120 . 13"x48" GRADONE ANGOLARE G3ME05RGD12 HME 5 (R-DX) Rett. G3ME05RGS12 HME 5 (R-DX) Rett.


PEZZI SPECIALI • SPECIAL PIECES • FORMTEILE • PIÈCES SPÉCIALES

7,5x60 . 3"x24" BATTISCOPA GOME03R60 HME 3 Rett.	7x120 . 2 ³ / ₄ "x48" BATTISCOPA GOME03R12 HME 3 Rett.	33x60 . 13"x24" GRADONE LINEARE G3ME03RG HME 3 Rett.	33x120 . 13"x48" GRADONE LINEARE G3ME03RG12 HME 3 Rett.	33x33 . 13"x13" GRADONE ANGOLARE G3ME03RGD HME 3 (R-DX) Rett. G3ME03RGS HME 3 (L-SX) Rett.	33x120 . 13"x48" GRADONE ANGOLARE G3ME03RGD12 HME 3 (R-DX) Rett. G3ME03RGS12 HME 3 (R-DX) Rett.

Marble Edition

120x260 120x120 60x120 60x60

Moving



120x120 . 48"x48"

GRMEMOVINGR HME Moving Rett.

Prodotto con diverse grafiche confezionate in modo casuale.
Created with different randomly packaged graphics.
Hergestellt mit verschiedenen Graphiken, die zufällig zusammen verpackt warden.
Produit avec graphismes différents emballés au hazard.

Sail



120x260 . 48"x102"

GZMESAILR HME Sail Rett.

Prodotto con diverse grafiche confezionate in modo casuale.
Created with different randomly packaged graphics.
Hergestellt mit verschiedenen Graphiken, die zufällig zusammen verpackt warden.
Produit avec graphismes différents emballés au hazard.

Blended



120x260 . 48"x102"

GZMEBLENDR HME Blended Rett.

Prodotto con diverse grafiche confezionate in modo casuale.
Created with different randomly packaged graphics.
Hergestellt mit verschiedenen Graphiken, die zufällig zusammen verpackt warden.
Produit avec graphismes différents emballés au hazard.



60x120 . 24"x48"

GCMEBLENDR HME Blended Rett.



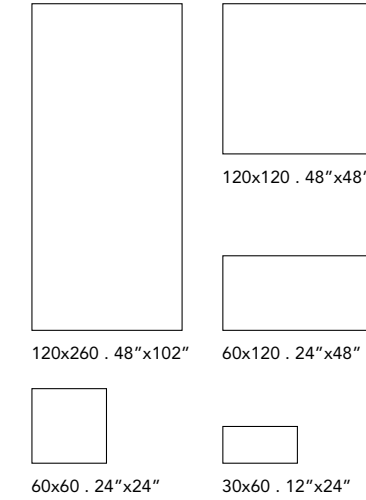
120x120 . 48"x48"

GRMEBLENDR HME Blended Rett.

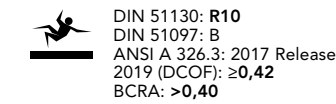
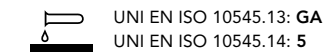
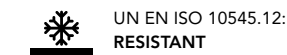
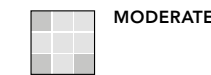
Dinamika

Dinamika


120x260 120x120 60x120 60x60 30x60



Gruppo Bla UNI EN 14411_G



HSE 10 Travertino



HSE 1 Pietra di Borgogna



HSE 5 Breccia Grey



HSE 8 Pietra Pece

Sizes		Pieces	Mq.	Kg.	Tare Size	Dimension
120x260	cassa	16	49,92	1180,00	86	284x135xh.34
120x260	cassa light	5	15,60	370,00	45	284x135xh.21
120x260	cavalletto heavy	32	99,84	2360,00	131	270x75xh.161

Sizes		Pieces	Mq.	Kg.	Boxes	Mq.	Kg.
120x260		1	3,12	68,18	-	-	-
120x120	(Pallet 122x122 cm)	1	1,44	28,30	38	54,72	1105,25
60x120		2	1,44	28,30	32	46,08	925,47
60x60		4	1,44	28,30	40	57,60	1152,00
30x60		7	1,26	24,76	40	50,40	1010,36
56x24	mosaico	4	0,54	-	-	-	-
29x30	mosaico	6	0,52	-	-	-	-
25x36	mosaico	6	0,54	-	-	-	-
30x30	mosaico	6	0,54	-	-	-	-
7,5x60	battiscopa	14	8,40 ml.	-	-	-	-
7x120	battiscopa	6	7,20 ml.	-	-	-	-
33x60	gradone lineare	4	-	-	-	-	-
33x120	gradone lineare	2	-	-	-	-	-
33x33	gradone angolare	2	-	-	-	-	-
33x120	gradone angolare	2	-	-	-	-	-



Travertino

Dinamika riedita la pietra sedimentaria Travertino dando vita a una superficie intensa e palpitante. Piccole inclusioni di fossili animali e vegetali costruiscono un tessuto di materie stratificate ed elaborate nel tempo dove la perfetta sincronia tra struttura e grafica conferisce un risultato iperrealistico.

Dinamika ist eine Nachempfindung des Sedimentgesteins Travertin und wartet mit einer beeindruckend lebhaften Oberfläche auf. Kleine Einschlüsse von Tier- und Pflanzenfossilien ergeben ein Gefüge aus Stoffen, die sich im Laufe der Zeit schichtweise abgelagert haben. Durch die perfekte Übereinstimmung zwischen Optik und Struktur entsteht ein äußerst realistisches Erscheinungsbild.


Dinamika reinterprets sedimentary travertine stone in a surface that seems to throb with life. Small inclusions of animal and plant fossils construct a fabric of matter, layered and perfected by time, where the flawless synchrony of structure and graphic design creates a hyper-realistic impression.

Dinamika repropose le travertin, pierre sédimentaire, avec une surface intense et palpitante. De petites inclusions d'animaux et de plantes fossiles tissent des matières stratifiées qui se forment au fil du temps, où la synchronie parfaite entre structure et graphique aboutit à un résultat hyperréaliste.

Stone Edition

120x260 120x120 60x120 60x60 30x60

Dinamika



Pavimento / Floor: HSE 10 Travertino Rett.

Dinamika

Stone Edition

120x260 120x120 60x120 60x60 30x60

Dinamika



Dinamika



Pietra di Borgogna

Sfumature equilibrate percorrono una superficie naturale, interpretazione di una delle pietre francesi più riconosciute al mondo e prediletta nella storia dell'architettura. Pietra di Borgogna racchiude nella sua materia un patrimonio di irripetibile bellezza che coinvolge vista e tatto, per restituire al mondo la profonda veridicità di Dinamika.

Ausgewogene Farbnuancen prägen die natürliche Oberfläche, eine Interpretation eines der bekanntesten französischen Steine der Welt und ein Klassiker in der Architekturgeschichte. Pietra di Borgogna umschließt in seinem Material ein Erbe von einzigartiger optischer und haptischer Schönheit, um der Welt die tiefe Authentizität von Dinamika zurückzugeben.

Balanced shades run across a natural surface, an interpretation of one of the most widely recognised French stones in the world, a popular choice in the history of architecture. Within its material, Pietra di Borgogna encapsulates a wealth of inimitable beauty that affects sight and touch, returning the profound truthfulness of Dinamika to the world.

Des nuances équilibrées parcourent une surface naturelle : c'est ainsi qu'est interprétée l'une des pierres françaises les plus appréciées au monde et qui occupe une place privilégiée dans l'histoire de l'architecture. La pierre de Bourgogne renferme dans sa matière un patrimoine de beauté unique, qui fait appel à la vue et au toucher : l'authenticité profonde de Dinamika est ainsi redonnée au monde.

Stone Edition

120x260 120x120 60x120 60x60 30x60

Dinamika



Dinamika

Pavimento / Floor: HSE 1 Pietra di Borgogna Rett.

Stone Edition

120x260 120x120 60x120 60x60 30x60

Dinamika



Dinamika



Breccia Grey

Un effetto materico carico di vitalità caratterizza una superficie dalla colorazione grigia su cui leggere venature bianche capaci di disegnare percorsi sempre diversi. Dinamika si basa sul connubio tra estrema precisione tecnica e sapere umano per generare una varietà grafica infinita che il passaggio della luce riesce a cogliere nella sua naturalezza.

Eine lebhaft Materialoptik kennzeichnet eine graue Oberfläche, auf der sich zarte weiße Äderungen in immer unterschiedlichen Verläufen wahrnehmen lassen. Dinamika basiert auf dem Zusammenspiel zwischen höchster technischer Präzision und menschlichem Know-how. Das Ergebnis ist eine strukturelle Vielfalt, deren natürliche Ausstrahlung durch das Licht erfasst wird.

A material look of vibrant vitality, with a grey surface criss-crossed by constantly different, exquisitely subtle white veins. Dinamika combines extreme technical precision with human know-how to generate an endless variety of graphic design, its natural beauty fully revealed by the light.

Un effet matière regorgeant de vitalité caractérise une surface à la coloration grise, sur laquelle admirer des veines blanches capables de dessiner des parcours toujours différents. Dinamika repose sur l'alliance entre précision technique extrême et savoir-faire humain pour générer une infinité de variétés graphiques, traduites dans toute leur spontanéité par le passage de la lumière.

Stone Edition

120x260 120x120 60x120 60x60 30x60

Dinamika



Rivestimento / Wall: HSE 5 Breccia Grey Stories #03 Rett.



Pavimento / Floor: HSE 5 Breccia Grey Rett.

Dinamika

Stone Edition

120x260 120x120 60x120 60x60 30x60

Dinamika



Dinamika



Pietra Pece

Caratterizzata da una variazione cromatica unica che va dal grigio al marrone scuro, Pietra Pece è l'interpretazione di una superficie trattata con polveri e pigmenti scuri di diverse granulometrie per creare effetti di alto e bassorilievi. Una materia dalla tridimensionalità esclusiva che invade i sensi e la cui valenza tattile diventa elemento distintivo di Dinamika.

Pietra Pece zeichnet sich durch besondere Farbverläufe von Grau bis Dunkelbraun aus und ist die Interpretation einer plastischen Oberfläche mit Hoch- und Flachreliefs, die durch die Behandlung mit dunklen Pulvern und Pigmenten verschiedener Korngrößen erzielt wurde. Ein Material mit exklusiver Tiefenoptik, das die sinnliche Wahrnehmung anregt und dessen haptische Wertigkeit zum kennzeichnenden Element von Dinamika wird.

Uniquely coloured with hues varying from grey to dark brown, Pietra Pece evokes a surface treated with dark powders and pigments of different particle sizes to create high and bas-relief texturing. An exclusive three-dimensional material that invades the senses, giving Dinamika an original tactile allure.

Caractérisée par une gamme exceptionnelle de tonalités allant du gris au marron foncé, Pietra Pece interprète une surface traitée avec poudres et pigments foncés de différentes granulométries pour créer des effets de hauts et bas-reliefs. Une matière à la tridimensionnalité exclusive qui séduit les sens et dont la valeur tactile devient le trait distinctif de Dinamika.

Stone Edition

120x260 120x120 60x120 60x60 30x60

Dinamika



Dinamika



Pavimento / Floor: HSE 8 Pietra Pece Rett.

Stone Edition

120x260 120x120 60x120 60x60 30x60

Dinamika



Dinamika

Stone Edition

120x260 120x120 60x120 60x60 30x60

Travertino

Travertino Stories #01



Dinamika

Dinamika

120x260 . 48"x102"
GZSE10R HSE 10 Rett.

120x260 . 48"x102"
GZSE10STORIR Stories #01 HSE 10 Rett.



120x120 . 48"x48"
GRSE10R HSE 10 Rett.



60x120 . 24"x48"
GCSE10R HSE 10 Rett.



60x120 . 24"x48"
GCSE10STORIR
Stories #01 HSE 10 Rett.



60x60 . 24"x24"
G9SE10R HSE 10 Rett.



30x60 . 12"x24"
G8SE10R HSE 10 Rett.



25x36 . 10"x14¹/₅"
G3SE10MO Travertino Mosaic HSE 10

PEZZI SPECIALI • SPECIAL PIECES • FORMTEILE • PIÈCES SPÉCIALES



7,5x60 . 3"x24"
BATTISCOPA
G0SE10R60 HSE 10 Rett.

7x120 . 2³/₄"x48"
BATTISCOPA
G0SE10R12 HSE 10 Rett.

33x60 . 13"x24"
GRADONE LINEARE
G3SE10RG HSE 10 Rett.

33x120 . 13"x48"
GRADONE LINEARE
G3SE10RG12 HSE 10 Rett.

PEZZI SPECIALI • SPECIAL PIECES • FORMTEILE • PIÈCES SPÉCIALES



33x33 . 13"x13"
GRADONE ANGOLARE
G3SE10RGD HSE 10 (R-DX) Rett.
G3SE10RGS HSE 10 (L-SX) Rett.

33x120 . 13"x48"
GRADONE ANGOLARE
G3SE10RGD12 HSE 10 (R-DX) Rett.
G3SE10RGS12 HSE 10 (L-SX) Rett.

Stone Edition

120x260 120x120 60x120 60x60 30x60

Pietra di Borgogna

Pietra di Borgogna Stories #02




Dinamika

120x260 . 48"x102"
GZSE01R HSE 1 Rett.



120x260 . 48"x102"
GZSE01STORIR Stories #02 HSE 1 Rett.



120x120 . 48"x48"
GRSE01R HSE 1 Rett.




60x120 . 24"x48"
GCSE01R HSE 1 Rett.



60x120 . 24"x48"
GCSE01STORIR
 Stories #01 HSE 1 Rett.

Dinamika



60x60 . 24"x24"
G9SE01R HSE 1 Rett.



30x60 . 12"x24"
G8SE01R HSE 1 Rett.



56x24 . 22"x9 1/2"
G3SE01MO Pietra di Borgogna Mosaic HSE 1

PEZZI SPECIALI • SPECIAL PIECES • FORMTEILE • PIÈCES SPÉCIALES



7,5x60 . 3"x24"
 BATTISCOPA
G0SE01R60 HSE 1 Rett.

7x120 . 2 3/4"x48"
 BATTISCOPA
G0SE01R12 HSE 1 Rett.

33x60 . 13"x24"
 GRADONE LINEARE
G3SE01RG HSE 1 Rett.

33x120 . 13"x48"
 GRADONE LINEARE
G3SE01RG12 HSE 1 Rett.

PEZZI SPECIALI • SPECIAL PIECES • FORMTEILE • PIÈCES SPÉCIALES



33x33 . 13"x13"
 GRADONE ANGOLARE
G3SE01RGD HSE 1 (R-DX) Rett.
G3SE01RGS HSE 1 (L-SX) Rett.

33x120 . 13"x48"
 GRADONE ANGOLARE
G3SE01RGD12 HSE 1 (R-DX) Rett.
G3SE01RGS12 HSE 1 (L-SX) Rett.

Stone Edition

120x260 120x120 60x120 60x60 30x60

Breccia Grey

Breccia Grey Stories #03



Dinamika

Dinamika

120x260 . 48"x102"

GZSE05R HSE 5 Rett.

120x260 . 48"x102"

GZSE05STORIR Stories #03 HSE 5 Rett.



120x120 . 48"x48"

GRSE05R HSE 5 Rett.



60x120 . 24"x48"

GCSE05R HSE 5 Rett.



60x120 . 24"x48"

GCSE05STORIR
Stories #03 HSE 5 Rett.



60x60 . 24"x24"

G9SE05R HSE 5 Rett.



30x60 . 12"x24"

G8SE05R HSE 5 Rett.



30x30 . 12"x12"

G3SE05MO Breccia Grey Mosaic HSE 5

Prodotto con 4 diverse grafiche confezionate in modo casuale.
Created with 4 different randomly packaged graphics.
Hergestellt mit 4 verschiedenen Graphiken, die zufällig zusammen verpackt werden.
Produit avec 4 graphismes différents emballés au hasard.

PEZZI SPECIALI • SPECIAL PIECES • FORMTEILE • PIÈCES SPÉCIALES



7,5x60 . 3"x24"

BATTISCOPA
G0SE05R60 HSE 5 Rett.



7x120 . 2³/₄"x48"

BATTISCOPA
G0SE05R12 HSE 5 Rett.



33x60 . 13"x24"

GRADONE LINEARE
G3SE05RG HSE 5 Rett.



33x120 . 13"x48"

GRADONE LINEARE
G3SE05RG12 HSE 5 Rett.



33x33 . 13"x13"

GRADONE ANGOLARE
G3SE05RGD HSE 5 (R-DX) Rett.
G3SE05RGS HSE 5 (L-SX) Rett.



33x120 . 13"x48"

GRADONE ANGOLARE
G3SE05RGD12 HSE 5 (R-DX) Rett.
G3SE05RGS12 HSE 5 (L-SX) Rett.

Stone Edition

120x260 120x120 60x120 60x60 30x60

Pietra Pece

Pietra Pece Stories #04



Dinamika

Dinamika

120x260 . 48"x102"

GZSE08R HSE 8 Rett.

120x260 . 48"x102"

GZSE08STORIR Stories #04 HSE 8 Rett.



120x120 . 48"x48"

GRSE08R HSE 8 Rett.



60x120 . 24"x48"

GCSE08R HSE 8 Rett.



60x120 . 24"x48"

GCSE08STORIR
Stories #04 HSE 8 Rett.



60x60 . 24"x24"

G9SE08R HSE 8 Rett.



30x60 . 12"x24"

G8SE08R HSE 8 Rett.



29x30 . 11¹/₂"x12"

G3SE08MO Pietra Pece Mosaic HSE 8

PEZZI SPECIALI • SPECIAL PIECES • FORMTEILE • PIÈCES SPÉCIALES



7,5x60 . 3"x24"

BATTISCOPIA

G0SE08R60 HSE 8 Rett.



7x120 . 2³/₄"x48"

BATTISCOPIA

G0SE08R12 HSE 8 Rett.



33x60 . 13"x24"

GRADONE LINEARE

G3SE08RG HSE 8 Rett.



33x120 . 13"x48"

GRADONE LINEARE

G3SE08RG12 HSE 8 Rett.



33x33 . 13"x13"

GRADONE ANGOLARE

G3SE08RGD HSE 8 (R-DX) Rett.
G3SE08RGS HSE 8 (L-SX) Rett.



33x120 . 13"x48"

GRADONE ANGOLARE

G3SE08RGD12 HSE 8 (R-DX) Rett.
G3SE08RGS12 HSE 8 (L-SX) Rett.

EFFETTO PIETRA

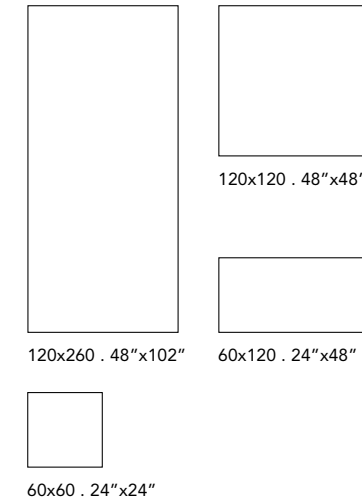
STONE EFFECT / NATURSTEIN-FARBEN / EFFET PIERRE

- 106 Premiere_HPM
- 128 Boutique_HBO
- 160 Nesting_HNS
- 188 Wild_HWD
- 206 Lavaredo_HLA
- 226 Stelvio_HSV
- 234 Gardena_HGR
- 244 Climb_HCL
- 254 Rockstar_HRT



Premiere

120x260 120x120 60x120 60x60




Gres porcellanato a tutta massa
 Through-body porcelain tile
 Durchgefärbtes Feinsteinzeug
 Le grès cérame pleine masse
 Gruppo Bla UNI EN 14411_G

- LOW**
 HPM 20
- MODERATE**
 HPM 10 - HPM 1
 HPM 2 - HPM 3
- 6,5 mm* (120x260)**
8,5 mm
- UN EN ISO 10545.12:
RESISTANT
- UNI EN ISO 10545.13: **GA**
 UNI EN ISO 10545.14: **5**
- EN 16165
 Annex B: **R9**
 EN 16165
 Annex A: **B**
 ANSI A326.3:2022
 (DCOF): **≥0,42**
 BCRA: **>0,40**
 (Except for Shine)
- Shine**



HPM 10 Paonazzo **HPM 20 Onice Bianco** **HPM 1 Paradise**



HPM 2 Onice Azzurro **HPM 3 Amazonite**

Sizes		Pieces	Mq.	Kg.	Tare Size	Dimension
120x260*	cassa light	7	21,84	408,00	45	284x135xh.21
120x260*	cassa	22	68,64	1233,00	86	284x135xh.34
120x260*	cavalletto heavy	44	137,28	2425,00	131	270x75xh.161

Sizes		Pieces	Mq.	Kg.	Boxes	Mq.	Kg.
120x120	(Pallet 122x122 cm)	1	1,44	28,30	38	54,72	1105,25
60x120		2	1,44	28,30	32	46,08	925,47
60x60		4	1,44	25,00	40	57,60	1020,00
23x32	papillon	6	0,48	-	-	-	-
7x120	battiscopa	6	7,20 ml.	-	-	-	-
33x120	gradone lineare	2	-	-	-	-	-
33x120	gradone angolare	2	-	-	-	-	-
1x1x120	coprispigolo	6	7,20 ml.	-	-	-	-

Premiere

120x260 120x120 60x120 60x60

Stone Effect



Stone Effect

Premiere

120x260 120x120 60x120 60x60

Stone Effect



Stone Effect

Premiere

120x260 120x120 60x120 60x60

Stone Effect



Stone Effect



Premiere

120x260 120x120 60x120 60x60

Stone Effect



Rivestimento/Wall: HPM 1 Shine Rett. - Progetto 1962 PO 22 / Topazio Brick | Pavimento/Floor: HPM 1 Shine Rett. | Cucina/Kitchen: HPM 1 Shine Rett.



Rivestimento/Wall: HPM 2 Shine Rett. - Progetto 1962 PO 10 / Talco Brick | Pavimento/Floor: HPM 2 Shine Rett.

Stone Effect

Premiere

120x260 120x120 60x120 60x60

Stone Effect



Stone Effect

Paonazzo



120x260 . 48"x102"
LZPM10R HPM 10 Rett.*
LZPM10S HPM 10 Shine Rett.*



60x60 . 24"x24"
G9PM10R HPM 10 Rett.
G9PM10S HPM 10 Shine Rett.



120x120 . 48"x48"
GRPM10R HPM 10 Rett.
GRPM10S HPM 10 Shine Rett.



60x120 . 24"x48"
GCPM10R HPM 10 Rett.
GCPM10S HPM 10 Shine Rett.



23x32 . 9"x12 1/2"
G3PM10MO Papillon Paonazzo Shine

GRAPHICS



4 Facce / Design 120x260 . 48"x102"

Stone Effect

Stone Effect

PEZZI SPECIALI • SPECIAL PIECES • FORMTEILE • PIÈCES SPÉCIALES



7x120 . 2 3/4"x48"
BATTISCOPA
G0PM10R12 HPM 10 Rett.
G0PM10S12 HPM 10 Shine Rett.



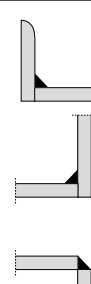
33x120 . 13"x48"
GRADONE LINEARE
G3PM10RG HPM 10 Rett.



33x120 . 13"x48"
GRADONE ANGOLARE
G3PM10RGD HPM 10 (R-DX) Rett.
G3PM10RGS HPM 10 (L-SX) Rett.




1x1x120 . 1 1/4"x48"
COPRISPIGOLO
GRPM10CS HPM 10
GRPM10CSS HPM 10 Shine



Onice Bianco



120x260 . 48"x102"
LZPM20R HPM 20 Rett.*
LZPM20S HPM 20 Shine Rett.*



60x60 . 24"x24"
G9PM20R HPM 20 Rett.
G9PM20S HPM 20 Shine Rett.



120x120 . 48"x48"
GRPM20R HPM 20 Rett.
GRPM20S HPM 20 Shine Rett.



60x120 . 24"x48"
GCPM20R HPM 20 Rett.
GCPM20S HPM 20 Shine Rett.



23x32 . 9"x12^{1/2}"
G3PM02MO Papillon Onice Shine

Stone Effect

Stone Effect

PEZZI SPECIALI • SPECIAL PIECES • FORMTEILE • PIÈCES SPÉCIALES



7x120 . 2^{3/4}"x48"
BATTISCOPA
G0PM20R12 HPM 20 Rett.
G0PM20S12 HPM 20 Shine Rett.



33x120 . 13"x48"
GRADONE LINEARE
G3PM20RG HPM 20 Rett.




33x120 . 13"x48"
GRADONE ANGOLARE
G3PM20RGD HPM 20 (R-DX) Rett.
G3PM20RGS HPM 20 (L-SX) Rett.



1x1x120 . 1^{1/4}"x48"
COPRISPIGOLO
GRPM20CS HPM 20
GRPM20CSS HPM 20 Shine



GRAPHICS



4 Facce / Design 120x260 . 48"x102"

Paradise



120x260 . 48"x102"
LZPM01R HPM 1 Rett.*
LZPM01S HPM 1 Shine Rett.*



60x60 . 24"x24"
G9PM01R HPM 1 Rett.
G9PM01S HPM 1 Shine Rett.



120x120 . 48"x48"
GRPM01R HPM 1 Rett.
GRPM01S HPM 1 Shine Rett.



60x120 . 24"x48"
GCPM01R HPM 1 Rett.
GCPM01S HPM 1 Shine Rett.



23x32 . 9"x12^{1/2}"
G3PM01MO Papillon Paradise Shine

Stone Effect

Stone Effect

PEZZI SPECIALI • SPECIAL PIECES • FORMTEILE • PIÈCES SPÉCIALES



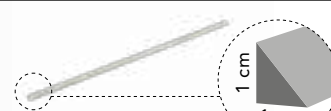
7x120 . 2^{3/4}"x48"
BATTISCOPA
G0PM01R12 HPM 1 Rett.
G0PM01S12 HPM 1 Shine Rett.



33x120 . 13"x48"
GRADONE LINEARE
G3PM01RG HPM 1 Rett.



33x120 . 13"x48"
GRADONE ANGOLARE
G3PM01RGD HPM 1 (R-DX) Rett.
G3PM01RGS HPM 1 (L-SX) Rett.



1x1x120 . 1^{1/4}"x48"
COPRISPIGOLO
GRPM01CS HPM 1
GRPM01CSS HPM 1 Shine




GRAPHICS



4 Facce / Design 120x260 . 48"x102"


Onice Azzurro



120x260 . 48"x102"
LZPM02R HPM 2 Rett.*
LZPM02S HPM 2 Shine Rett.*



60x60 . 24"x24"
G9PM02R HPM 2 Rett.
G9PM02S HPM 2 Shine Rett.



120x120 . 48"x48"
GRPM02R HPM 2 Rett.
GRPM02S HPM 2 Shine Rett.



60x120 . 24"x48"
GCPM02R HPM 2 Rett.
GCPM02S HPM 2 Shine Rett.



23x32 . 9"x12^{1/2}"
G3PM02MO Papillon Onice Shine

Stone Effect

Stone Effect

PEZZI SPECIALI • SPECIAL PIECES • FORMTEILE • PIÈCES SPÉCIALES



7x120 . 2^{3/4}"x48"
BATTISCOPA
G0PM02R12 HPM 2 Rett.
G0PM02S12 HPM 2 Shine Rett.



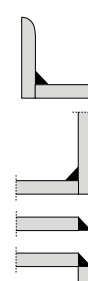
33x120 . 13"x48"
GRADONE LINEARE
G3PM02RG HPM 2 Rett.




33x120 . 13"x48"
GRADONE ANGOLARE
G3PM02RGD HPM 2 (R-DX) Rett.
G3PM02RGS HPM 2 (L-SX) Rett.



1x1x120 . 1^{1/4}"x48"
COPRISPIGOLO
GRPM02CS HPM 2
GRPM02CSS HPM 2 Shine



GRAPHICS



4 Facce / Design 120x260 . 48"x102"

Amazzonite

Stone Effect



120x260 . 48"x102"
LZPM03R HPM 3 Rett.*
LZPM03S HPM 3 Shine Rett.*



60x60 . 24"x24"
G9PM03R HPM 3 Rett.
G9PM03S HPM 3 Shine Rett.



120x120 . 48"x48"
GRPM03R HPM 3 Rett.
GRPM03S HPM 3 Shine Rett.



60x120 . 24"x48"
GCPM03R HPM 3 Rett.
GCPM03S HPM 3 Shine Rett.



23x32 . 9"x12^{1/2}"
G3PM01MO Papillon Paradise Shine

Stone Effect

PEZZI SPECIALI • SPECIAL PIECES • FORMTEILE • PIÈCES SPÉCIALES



7x120 . 2^{3/4}"x48"
 BATTISCOPA
G0PM03R12 HPM 3 Rett.
G0PM03S12 HPM 3 Shine Rett.



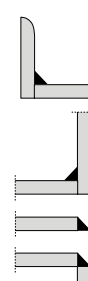
33x120 . 13"x48"
 GRADONE LINEARE
G3PM03RG HPM 3 Rett.




33x120 . 13"x48"
 GRADONE ANGOLARE
G3PM03RGD HPM 3 (R-DX) Rett.
G3PM03RGS HPM 3 (L-SX) Rett.



1x1x120 . 1^{1/4}"x48"
 COPRISPIGOLO
GRPM03CS HPM 3
GRPM03CSS HPM 3 Shine



GRAPHICS



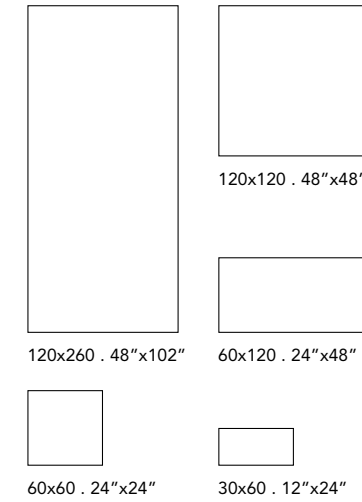
4 Facce / Design 120x260 . 48"x102"

Boutique

[< INDEX](#)
[@ TECHNICAL CHARACTERISTICS](#)
[▶ VIDEO](#)
[📖 CATALOGUE](#)



120x260 120x120 60x120 60x60 30x60



Gres porcellanato a tutta massa
 Through-body porcelain tile
 Durchgefärbtes feinsteinzeug
 Le grès cérame pleine masse
 Gruppo Bla UNI EN 14411_G

HIGH
 HBO 7 - HBO 6 - BLOOM

MODERATE
 HBO 20 - HBO 10 - HBO 5
 HBO 15 - HBO 8

6,5 mm* (120x260)
8,5 mm


**UN EN ISO 10545.12:
RESISTANT**

UNI EN ISO 10545.13: GA
UNI EN ISO 10545.14: 5

DIN 51130: R9
DIN 51097: B
ANSI A 326.3:2017 release 2019
(DCOF): ≥0,42
BCRA: >0,40
 (Except for Shine)



Shine



HBO 20 Calacatta

HBO 7 Calacatta Oro

HBO 10 Invisible Grey



HBO 5 Amani

HBO 15 Silver

HBO 8 Noisette



HBO 6 Onice Fantastico

Bloom

Sizes		Pieces	Mq.	Kg.	Tare Size	Dimension
120x260*	cassa light	7	21,84	408,00	45	284x135xh.21
120x260*	cassa	22	68,64	1233,00	86	284x135xh.34
120x260*	cavalletto heavy	44	137,28	2425,00	131	270x75xh.161

Sizes		Pieces	Mq.	Kg.	Boxes	Mq.	Kg.
120x120 (Pallet 122x122 cm)		1	1,44	28,30	38	54,72	1105,25
60x120		2	1,44	28,30	32	46,08	925,47
60x60		4	1,44	25,00	40	57,60	1020,00
30x60		7	1,26	24,76	40	50,40	1010,36
30x30	mosaico	6	0,54	-	-	-	-
30x30	intreccio shine	6	0,54	-	-	-	-
27x41	chevron	4	0,448	-	-	-	-
60x120	geometria	1	-	-	-	-	-
60x120	felci P2	1 set (2 pc)	-	-	-	-	-
7x120	battiscopa	6	7,20 ml.	-	-	-	-
33x120	gradone lineare	2	-	-	-	-	-
33x120	gradone angolare	2	-	-	-	-	-
1x1x120	coprispigolo	6	7,20 ml.	-	-	-	-

Stone Effect

Boutique

120x260 120x120 60x120 60x60 30x60

Stone Effect



Stone Effect

Boutique

120x260 120x120 60x120 60x60 30x60

Stone Effect



Stone Effect

Boutique

120x260 120x120 60x120 60x60 30x60



Stone Effect

Stone Effect

Boutique

120x260 120x120 60x120 60x60 30x60

Stone Effect



Stone Effect

Boutique

120x260 120x120 60x120 60x60 30x60

Stone Effect



Stone Effect

Boutique

120x260 120x120 60x120 60x60 30x60

Stone Effect



Stone Effect



Boutique

120x260 120x120 60x120 60x60 30x60



Stone Effect


Stone Effect

Calacatta

Stone Effect



120x260 . 48"x102"
LZBO20R HBO 20 Rett.*
LZBO20S HBO 20 Shine Rett.*



60x60 . 24"x24"
G9BO20RJ HBO 20 Rett.
G9BO20SJ HBO 20 Shine Rett.



30x60 . 12"x24"
G8BO20RJ HBO 20 Rett.
G8BO20SJ HBO 20 Shine Rett.



120x120 . 48"x48"
GRBO20RJ HBO 20 Rett.
GRBO20SJ HBO 20 Shine Rett.



60x120 . 24"x48"
GCOBO20J HBO 20 Rett.
GCOBO20SJ HBO 20 Shine Rett.



30x30 . 12"x12"
G3BO20MO Mosaico HBO 20



30x30 . 12"x12"
G3BO20INS Intreccio Shine HBO 20

Stone Effect

PEZZI SPECIALI • SPECIAL PIECES • FORMTEILE • PIÈCES SPÉCIALES



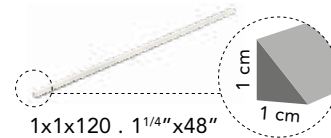
7x120 . 2³/₄"x48"
BATTISCOPA
G0BO20R12 HBO 20 Rett.
G0BO20S12 HBO 20 Shine Rett.



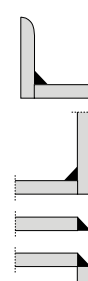
33x120 . 13"x48"
GRADONE LINEARE
G3BO20RG HBO 20 Rett.




33x120 . 13"x48"
GRADONE ANGOLARE
G3BO20RGD HBO 20 (R-DX) Rett.
G3BO20RGS HBO 20 (L-SX) Rett.



1x1x120 . 1¹/₄"x48"
COPRISPIGOLO
GRBO20CS HBO 20
GRBO20CSS HBO 20 Shine



GRAPHICS




6 Facce / Design 120x260 . 48"x102"

Calacatta Oro

Stone Effect



120x260 . 48"x102"
LZBO07R HBO 7 Rett.*
LZBO07S HBO 7 Shine Rett.*



60x60 . 24"x24"
G9BO07RJ HBO 7 Rett.
G9BO07SJ HBO 7 Shine Rett.



30x60 . 12"x24"
G8BO07RJ HBO 7 Rett.
G8BO07SJ HBO 7 Shine Rett.



120x120 . 48"x48"
GRBO07RJ HBO 7 Rett.
GRBO07SJ HBO 7 Shine Rett.

PEZZI SPECIALI • SPECIAL PIECES • FORMTEILE • PIÈCES SPÉCIALES




7x120 . 2³/₄"x48"
BATTISCOPA
GOBO07R12 HBO 7 Rett.
GOBO07S12 HBO 7 Shine Rett.




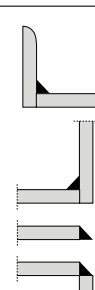
33x120 . 13"x48"
GRADONE LINEARE
G3BO07RG HBO 7 Rett.



33x120 . 13"x48"
GRADONE ANGOLARE
G3BO07RGD HBO 7 (R-DX) Rett.
G3BO07RGS HBO 7 (L-SX) Rett.



1x120 . 1¹/₄"x48"
COPRISPIGOLO
GRBO07CS HBO 7
GRBO07CSS HBO 7 Shine



60x120 . 24"x48"
GCB007RJ HBO 7 Rett.
GCB007SJ HBO 7 Shine Rett.



60x120 . 24"x48"
GCBO07GES Geometria HBO 7 Shine Rett.



60x120 . 24"x48"
GCBO07FE2 Felci P2 HBO 7 Shine Rett.



30x30 . 12"x12"
G3BO07INS Intreccio Shine HBO 7



27x41 . 10⁵/₈"x16¹/₈"
G3BO07MUS Muretto Chevron HBO 7 Shine

Il decoro è stato realizzato con oro giallo e materie metallizzate pertanto il fondo decorato può essere posato solo a parete. Il decoro non è resistente all'usura da sfregamento sia in fase di posa che post posa. Per la pulizia quotidiana si consiglia di utilizzare un panno umido impregnato di acqua o prodotti neutri.

The decoration was created with yellow gold and metallised materials and therefore the decorated background tiles can only be laid on walls. The decoration is not resistant to rubbing wear either during installation or post installation. For daily cleaning, it is advisable to use a wet cloth soaked in water or neutral detergents.

Das Dekor wurde mit Gelbgold und metallisierten Materialien hergestellt, deshalb kann die dekorierte Bodenfliese nur an der Wand verlegt werden. Das Dekor ist sowohl bei der Verlegung als danach gegen Scheuern nicht abnutzungsbeständig. Zur täglichen Reinigung wird geraten, ein feuchtes, mit Wasser oder neutralen Reinigungsmitteln imprägniertes Tuch zu verwenden.

Le décor a été réalisé avec de l'or jaune et des matières métallisées; par conséquent, le fond décoré ne peut être posé que sur le mur. Le décor n'est pas résistant à l'usure par frottement pendant et après la pose. Pour le nettoyage quotidien, nous recommandons d'utiliser un chiffon humide imprégné d'eau ou de produits neutres.

GRAPHICS



5 Facce / Design 120x260 . 48"x102"

Stone Effect

Invisible Grey

Stone Effect



120x260 . 48"x102"
LZBO10R HBO 10 Rett.*
LZBO10S HBO 10 Shine Rett.*



60x60 . 24"x24"
G9BO10RJ HBO 10 Rett.
G9BO10SJ HBO 10 Shine Rett.



30x60 . 12"x24"
G8BO10RJ HBO 10 Rett.
G8BO10SJ HBO 10 Shine Rett.



120x120 . 48"x48"
GRBO10RJ HBO 10 Rett.
GRBO10SJ HBO 10 Shine Rett.



60x120 . 24"x48"
GCOBO10J HBO 10 Rett.
GCOBO10SJ HBO 10 Shine Rett.



30x30 . 12"x12"
G3BO10MO Mosaico HBO 10



30x30 . 12"x12"
G3BO10INS Intreccio Shine HBO 10

Stone Effect

PEZZI SPECIALI • SPECIAL PIECES • FORMTEILE • PIÈCES SPÉCIALES



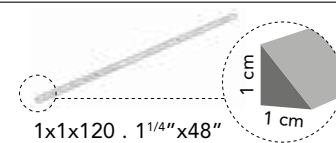
7x120 . 2³/₄"x48"
BATTISCOPA
G0BO10R12 HBO 10 Rett.
G0BO10S12 HBO 10 Shine Rett.



33x120 . 13"x48"
GRADONE LINEARE
G3BO10RG HBO 10 Rett.



33x120 . 13"x48"
GRADONE ANGOLARE
G3BO10RGD HBO 10 (R-DX) Rett.
G3BO10RGS HBO 10 (L-SX) Rett.



1x1x120 . 1¹/₄"x48"
COPRISPIGOLO
GRBO10CS HBO 10
GRBO10CSS HBO 10 Shine



GRAPHICS



5 Facce / Design 120x260 . 48"x102"

Amani

Stone Effect



120x260 . 48"x102"
LZBO05R HBO 5 Rett.*
LZBO05S HBO 5 Shine Rett.*



60x60 . 24"x24"
G9BO05RJ HBO 5 Rett.
G9BO05SJ HBO 5 Shine Rett.



30x60 . 12"x24"
G8BO05RJ HBO 5 Rett.
G8BO05SJ HBO 5 Shine Rett.



120x120 . 48"x48"
GRBO05RJ HBO 5 Rett.
GRBO05SJ HBO 5 Shine Rett.



60x120 . 24"x48"
GCBO05J HBO 5 Rett.
GCBO05SJ HBO 5 Shine Rett.



30x30 . 12"x12"
G3BO05MO Mosaico HBO 5



30x30 . 12"x12"
G3BO05INS Intreccio Shine HBO 5

Stone Effect

PEZZI SPECIALI • SPECIAL PIECES • FORMTEILE • PIÈCES SPÉCIALES



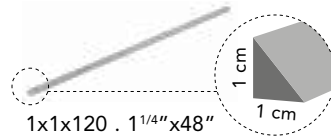
7x120 . 2³/₄"x48"
 BATTISCOPA
G0BO05R12 HBO 5 Rett.
G0BO05S12 HBO 5 Shine Rett.



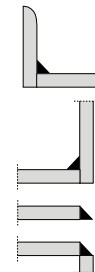
33x120 . 13"x48"
 GRADONE LINEARE
G3BO05RG HBO 5 Rett.



33x120 . 13"x48"
 GRADONE ANGOLARE
G3BO05RGD HBO 5 (R-DX) Rett.
G3BO05RGS HBO 5 (L-SX) Rett.



1x1x120 . 1¹/₄"x48"
 COPRISPIGOLO
GRBO05CS HBO 5
GRBO05CSS HBO 5 Shine



GRAPHICS



6 Facce / Design 120x260 . 48"x102"

Silver

Stone Effect



120x260 . 48"x102"
LZBO15R HBO 15 Rett.*
LZBO15S HBO 15 Shine Rett.*



60x60 . 24"x24"
G9BO15RJ HBO 15 Rett.
G9BO15SJ HBO 15 Shine Rett.



30x60 . 12"x24"
G8BO15RJ HBO 15 Rett.
G8BO15SJ HBO 15 Shine Rett.



120x120 . 48"x48"
GRBO15RJ HBO 15 Rett.
GRBO15SJ HBO 15 Shine Rett.



60x120 . 24"x48"
GCOBO15J HBO 15 Rett.
GCOBO15SJ HBO 15 Shine Rett.



30x30 . 12"x12"
G3BO15MO Mosaico HBO 15



30x30 . 12"x12"
G3BO15INS Intreccio Shine HBO 15

Stone Effect

PEZZI SPECIALI • SPECIAL PIECES • FORMTEILE • PIÈCES SPÉCIALES



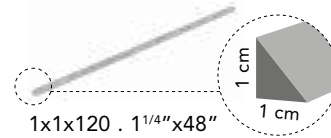
7x120 . 2³/₄"x48"
 BATTISCOPA
G0BO15R12 HBO 15 Rett.
G0BO15S12 HBO 15 Shine Rett.



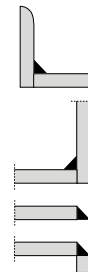
33x120 . 13"x48"
 GRADONE LINEARE
G3BO15RG HBO 15 Rett.



33x120 . 13"x48"
 GRADONE ANGOLARE
G3BO15RGD HBO 15 (R-DX) Rett.
G3BO15RGS HBO 15 (L-SX) Rett.



1x1x120 . 1¹/₄"x48"
 COPRISPIGOLO
GRBO15CS HBO 15
GRBO15CSS HBO 15 Shine



GRAPHICS



6 Facce / Design 120x260 . 48"x102"

Noisette

Stone Effect



120x260 . 48"x102"
LZBO08R HBO 8 Rett.*
LZBO08S HBO 8 Shine Rett.*



60x60 . 24"x24"
G9BO08RJ HBO 8 Rett.
G9BO08SJ HBO 8 Shine Rett.



30x60 . 12"x24"
G8BO08RJ HBO 8 Rett.
G8BO08SJ HBO 8 Shine Rett.



120x120 . 48"x48"
GRBO08RJ HBO 8 Rett.
GRBO08SJ HBO 8 Shine Rett.



60x120 . 24"x48"
GCBO08J HBO 8 Rett.
GCBO08SJ HBO 8 Shine Rett.



30x30 . 12"x12"
G3BO08MO Mosaico HBO 8



30x30 . 12"x12"
G3BO08INS Intreccio Shine HBO 8

Stone Effect

PEZZI SPECIALI • SPECIAL PIECES • FORMTEILE • PIÈCES SPÉCIALES



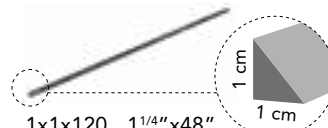
7x120 . 2³/₄"x48"
BATTISCOPIA
GOBO08R12 HBO 8 Rett.
GOBO08S12 HBO 8 Shine Rett.



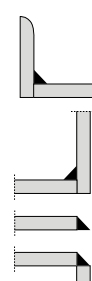
33x120 . 13"x48"
GRADONE LINEARE
G3BO08RG HBO 8 Rett.




33x120 . 13"x48"
GRADONE ANGOLARE
G3BO08RGD HBO 8 (R-DX) Rett.
G3BO08RGS HBO 8 (L-SX) Rett.



1x120 . 1¹/₄"x48"
COPRISPIGOLO
GRBO08CS HBO 8
GRBO08CSS HBO 8 Shine



GRAPHICS



4 Facce / Design 120x260 . 48"x102"

Onice Fantastico



120x260 . 48"x102"
LZBO06R HBO 6 Rett.*
LZBO06S HBO 6 Shine Rett.*




120x120 . 48"x48"
GRBO06RJ HBO 6 Rett.
GRBO06SJ HBO 6 Shine Rett.



60x120 . 24"x48"
GCBO06RJ HBO 6 Rett.
GCBO06SJ HBO 6 Shine Rett.

Si consiglia la posa a parete in senso orizzontale.
 Decorative motif tiles should be installed horizontal.
 Es wird empfohlen, die Dekoration horizontal zu verlegen.
 Nous préconisons une pose à l'horizontale.



30x30 . 12"x12"
G3BO06MO Mosaico HBO 6

Stone Effect

Stone Effect

PEZZI SPECIALI • SPECIAL PIECES • FORMTEILE • PIÈCES SPÉCIALES



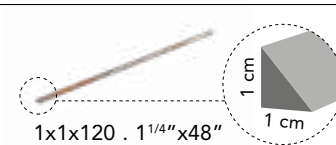
7x120 . 2³/₄"x48"
BATTISCOPA
G0BO06R12 HBO 6 Rett.
G0BO06S12 HBO 6 Shine Rett.



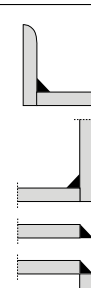
33x120 . 13"x48"
GRADONE LINEARE
G3BO06RG HBO 6 Rett.



33x120 . 13"x48"
GRADONE ANGOLARE
G3BO06RGD HBO 6 (R-DX) Rett.
G3BO06RGS HBO 6 (L-SX) Rett.



1x120 . 1¹/₄"x48"
COPRISPIGOLO
GRBO06CS HBO 6
GRBO06CSS HBO 6 Shine



GRAPHICS



4 Facce / Design 120x260 . 48"x102"

Bloom

Stone Effect



120x260 . 48"x102"

LZBOBLOOMS Bloom Shine Rett.*

Prodotto con 4 diverse grafiche confezionate in modo casuale. Il decoro è abbinabile ai fondi Boutique 20 – 10 – 5 – 8. Trattandosi di una decorazione artistica i colori sono soggetti a una leggera variazione cromatica. Ideale anche abbinato alla serie Timeline.

Created with 4 different randomly packaged graphics. The decoration can be combined with the 20 - 10 - 5 - 8 Boutique bases. Being an artistic decoration, the colours may present a slight chromatic variation. Also ideal combined with the Timeline series.

Hergestellt mit 4 verschiedenen Graphiken, die zufällig zusammen verpackt werden. Das Dekor passt zu den Bodenfliesen Boutique 20 – 10 – 5 – 8. Da es sich um ein künstliches Dekor handelt, unterliegen die Farben einer leichten Farbveränderung. Ideal auch in Kombination mit der Serie Timeline.

Produit avec 4 graphismes différents emballés au hasard. Le décor peut être combiné avec les fonds Boutique 20 - 10 - 5 - 8. Comme il s'agit d'un décor artistique, les couleurs sont soumises à une légère variation chromatique. Idéal également en combinaison avec la série Timeline.



120x120 . 48"x48"

GRBOBLOOMSJ Bloom Shine Rett.

Prodotto con 8 diverse grafiche confezionate in modo casuale. Il decoro è abbinabile ai fondi Boutique 20 – 10 – 5 – 8. Trattandosi di una decorazione artistica i colori sono soggetti a una leggera variazione cromatica. Ideale anche abbinato alla serie Timeline.

Created with 8 different randomly packaged graphics. The decoration can be combined with the 20 - 10 - 5 - 8 Boutique bases. Being an artistic decoration, the colours may present a slight chromatic variation. Also ideal combined with the Timeline series.

Hergestellt mit 8 verschiedenen Graphiken, die zufällig zusammen verpackt werden. Das Dekor passt zu den Bodenfliesen Boutique 20 – 10 – 5 – 8. Da es sich um ein künstliches Dekor handelt, unterliegen die Farben einer leichten Farbveränderung. Ideal auch in Kombination mit der Serie Timeline.

Produit avec 8 graphismes différents emballés au hasard. Le décor peut être combiné avec les fonds Boutique 20 - 10 - 5 - 8. Comme il s'agit d'un décor artistique, les couleurs sont soumises à une légère variation chromatique. Idéal également en combinaison avec la série Timeline.

GRAPHICS



4 Facce / Design 120x260 . 48"x102"



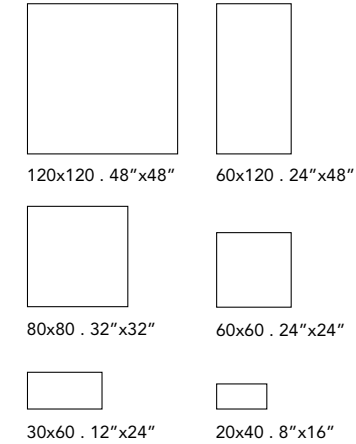
8 Facce / Design 120x120 . 48"x48"

Stone Effect




Nesting

120x120 60x120 80x80 60x60 30x60 20x40



Gres porcellanato a tutta massa
Through-body porcelain tile
Durchgefärbtes Feinsteinzeug
Le grès cérame pleine masse
Gruppo Bla UNI EN 14411_G



LOW



8,5 mm
20 mm



UN EN ISO 10545.12:
RESISTANT



UNI EN ISO 10545.13: **GA**
UNI EN ISO 10545.14: **5**



EN 16165
Annex B: **R10 - R11 (Grip)**
EN 16165
Annex A: **B - C (Grip)**
ANSI A326.3:2022
(DCOF): **≥0,42**
BCRA: **>0,40**



Nesting 2

HNS 210 | HNS 201 | HNS 215
HNS 205 | HNS 208


Disponibile nello Spessore 20 mm
Available in Thickness 20 mm
Erhältlich in 20 mm Staerke
Disponible Épaisseur 20 mm
80x80 . 32"x32"



OUTDOOR COLLECTIONS
CATALOGUE 2024 Pag. 86

< INDEX TECHNICAL CHARACTERISTICS CATALOGUE

HNS



HNS 10 White

HNS 1 Almond

HNS 15 Iceberg



HNS 5 Grey

HNS 8 Anthracite

Sizes	Pieces	Mq.		Kg.		
		Mq.	Kg.	Boxes	Mq.	Kg.
120x120 (Pallet 122x122 cm)	1	1,44	28,30	38	54,72	1105,25
60x120	2	1,44	28,30	32	46,08	925,47
80x80	2	1,28	25,15	44	56,32	1126,69
60x60	4	1,44	25,00	40	57,60	1020,00
30x60	7	1,26	24,76	40	50,40	1010,36
20x40	15	1,20	21,12	45	54,00	970,40
30x30 mosaico	6	0,54	-	-	-	-
30x60 muretto	4	0,72	-	-	-	-
7,5x60 battiscopa	14	8,40 ml.	-	-	-	-
7x80 battiscopa	10	8,00 ml.	-	-	-	-
7x120 battiscopa	6	7,20 ml.	-	-	-	-
10x40 battiscopa	20	8,00 ml.	-	-	-	-
16,5x30 elemento a L monolitico	8	2,40 ml.	-	-	-	-
33x60 gradone lineare	4	-	-	-	-	-
33x120 gradone lineare	2	-	-	-	-	-
33x33 gradone angolare	2	-	-	-	-	-
33x120 gradone angolare	2	-	-	-	-	-

Stone Effect

Nesting

120x120 60x120 80x80 60x60 30x60 20x40

Stone Effect



Stone Effect

Rivestimento/Wall: HNS 10 Rett. | Pavimento/Floor: HNS 10 Rett.

Nesting

120x120 60x120 80x80 60x60 30x60 20x40

Stone Effect



Stone Effect

Nesting

120x120 60x120 80x80 60x60 30x60 20x40

Stone Effect



Stone Effect

Nesting

120x120 60x120 80x80 60x60 30x60 20x40

Stone Effect



Stone Effect

Nesting

120x120 60x120 80x80 60x60 30x60 20x40

Stone Effect



Stone Effect

Nesting

120x120 60x120 80x80 60x60 30x60 20x40

Stone Effect



Pavimento/Floor: HNS 15 Rett.



Pavimento/Floor: HNS 15 Rett.

Stone Effect

Nesting

120x120 60x120 80x80 60x60 30x60 20x40

Stone Effect



Stone Effect

Nesting

120x120 60x120 80x80 60x60 30x60 20x40

Stone Effect



Stone Effect

Nesting

120x120 60x120 80x80 60x60 30x60 20x40

White



120x120 . 48"x48"
GRNS10R HNS 10 Rett.



60x120 . 24"x48"
GCNS10R HNS 10 Rett.



60x120 . 24"x48"
GCNS10SINER HNS 10 Synergy Rett.



Stone Effect



80x80 . 32"x32"
GTNS10R HNS 10 Rett.



60x60 . 24"x24"
G9NS10R HNS 10 Rett.



60x60 . 24"x24"
G9NS10GRIR HNS 10 Grip Rett.



30x60 . 12"x24"
G8NS10R HNS 10 Rett.



20x40 . 8"x16"
GGNS10GRI HNS 10 Grip



30x30 . 12"x12"
G3NS10MO HNS 10 Mosaico



30x60 . 12"x24"
G8NS10MU HNS 10 Muretto

Prodotto con 8 diverse grafiche confezionate in modo casuale. Il decoro è abbinabile al fondo Timeline HTL 11.

Produced in 8 different patterns, random packaged. The decor can be matched with Timeline HTL 11 plain tiles.

Hergestellt in 8 verschiedenen Mustern, die nach dem Zufallsprinzip verpackt werden. Das Dekor ist auf die Grundfliesen von Timeline HTL 11 abgestimmt.

Produit en 8 graphismes différents emballés de façon aléatoire. Le décor peut s'associer à l'uni Timeline HTL 11.

Stone Effect

PEZZI SPECIALI • SPECIAL PIECES • FORMTEILE • PIÈCES SPÉCIALES



7,5x60 . 3"x24"
BATTISCOPA
GONS10R60 HNS 10 Rett.



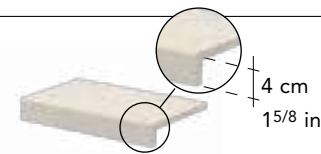
7x80 . 2³/₄"x32"
BATTISCOPA
GONS10R80 HNS 10 Rett.



7x120 . 2³/₄"x48"
BATTISCOPA
GONS10R12 HNS 10 Rett.



10x40 . 4"x16"
BATTISCOPA
GONS10B40 HNS 10



16,5x30 . 6¹/₂"x12"
ELEMENTO A L MONOLITICO
G3NS10ELM HNS 10



33x60 . 13"x24"
GRADONE LINEARE
G3NS10RG HNS 10 Rett.



33x33 . 13"x13"
GRADONE ANGOLARE
G3NS10RGA HNS 10 Rett.



33x120 . 13"x48"
GRADONE LINEARE
G3NS10RG12 HNS 10 Rett.



33x120 . 13"x48"
GRADONE ANGOLARE
G3NS10RGD12 HNS 10 Rett. (R-DX)
G3NS10RGS12 HNS 10 Rett. (L-SX)


Nesting

120x120 60x120 80x80 60x60 30x60 20x40

Almond





120x120 . 48"x48"
GRNS01R HNS 1 Rett.




60x120 . 24"x48"
GCNS01R HNS 1 Rett.



60x120 . 24"x48"
GCNS01SINER HNS 1 Synergy Rett.



80x80 . 32"x32"
GTNS01R HNS 1 Rett.



60x60 . 24"x24"
G9NS01R HNS 1 Rett.



60x60 . 24"x24"
G9NS01GRIR HNS 1 Grip Rett.




30x60 . 12"x24"
G8NS01R HNS 1 Rett.



20x40 . 8"x16"
GGNS01GRI HNS 1 Grip



30x30 . 12"x12"
G3NS01MO HNS 1 Mosaico



30x60 . 12"x24"
G8NS01MU HNS 1 Muretto

Prodotto con 8 diverse grafiche confezionate in modo casuale. Il decoro è abbinabile al fondo Timeline HTL 9.

Produced in 8 different patterns, random packaged. The decor can be matched with Timeline HTL 9 plain tiles.

Hergestellt in 8 verschiedenen Mustern, die nach dem Zufallsprinzip verpackt werden. Das Dekor ist auf die Grundfliesen von Timeline HTL 9 abgestimmt.

Produit en 8 graphismes différents emballés de façon aléatoire. Le décor peut s'associer à l'uni Timeline HTL 9.

PEZZI SPECIALI • SPECIAL PIECES • FORMTEILE • PIÈCES SPÉCIALES



7,5x60 . 3"x24"
BATTISCOPA
GONS01R60 HNS 1 Rett.



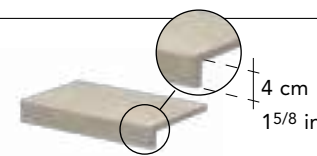
7x80 . 2³/₄"x32"
BATTISCOPA
GONS01R80 HNS 1 Rett.



7x120 . 2³/₄"x48"
BATTISCOPA
GONS01R12 HNS 1 Rett.



10x40 . 4"x16"
BATTISCOPA
GONS01B40 HNS 1



16,5x30 . 6¹/₂"x12"
ELEMENTO A L MONOLITICO
G3NS01ELM HNS 1

PEZZI SPECIALI • SPECIAL PIECES • FORMTEILE • PIÈCES SPÉCIALES



33x60 . 13"x24"
GRADONE LINEARE
G3NS01RG HNS 1 Rett.



33x33 . 13"x13"
GRADONE ANGOLARE
G3NS01RGA HNS 1 Rett.



33x120 . 13"x48"
GRADONE LINEARE
G3NS01RG12 HNS 1 Rett.



33x120 . 13"x48"
GRADONE ANGOLARE
G3NS01RGD12 HNS 1 Rett. (R-DX)
G3NS01RGS12 HNS 1 Rett. (L-SX)

Nesting

120x120 60x120 80x80 60x60 30x60 20x40

Iceberg




120x120 . 48"x48"
GRNS15R HNS 15 Rett.



60x120 . 24"x48"
GCNS15R HNS 15 Rett.



60x120 . 24"x48"
GCNS15SINER HNS 15 Synergy Rett.




Stone Effect



80x80 . 32"x32"
GTNS15R HNS 15 Rett.



60x60 . 24"x24"
G9NS15R HNS 15 Rett.



60x60 . 24"x24"
G9NS15GRIR HNS 15 Grip Rett.



30x60 . 12"x24"
G8NS15R HNS 15 Rett.



20x40 . 8"x16"
GGNS15GRI HNS 15 Grip



30x30 . 12"x12"
G3NS15MO HNS 15 Mosaico



30x60 . 12"x24"
G8NS15MU HNS 15 Muretto

Prodotto con 8 diverse grafiche confezionate in modo casuale. Il decoro è abbinabile al fondo Timeline HTL 2.

Produced in 8 different patterns, random packaged. The decor can be matched with Timeline HTL 2 plain tiles.

Hergestellt in 8 verschiedenen Mustern, die nach dem Zufallsprinzip verpackt werden. Das Dekor ist auf die Grundfliesen von Timeline HTL 2 abgestimmt.

Produit en 8 graphismes différents emballés de façon aléatoire. Le décor peut s'associer à l'uni Timeline HTL 2.

Stone Effect

PEZZI SPECIALI • SPECIAL PIECES • FORMTEILE • PIÈCES SPÉCIALES



7,5x60 . 3"x24"
BATTISCOPA
G0NS15R60 HNS 15 Rett.



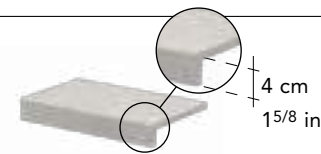
7x80 . 2³/₄"x32"
BATTISCOPA
G0NS15R80 HNS 15 Rett.



7x120 . 2³/₄"x48"
BATTISCOPA
G0NS15R12 HNS 15 Rett.



10x40 . 4"x16"
BATTISCOPA
G0NS15B40 HNS 15



16,5x30 . 6¹/₂"x12"
ELEMENTO A L MONOLITICO
G3NS15ELM HNS 15

PEZZI SPECIALI • SPECIAL PIECES • FORMTEILE • PIÈCES SPÉCIALES



33x60 . 13"x24"
GRADONE LINEARE
G3NS15RG HNS 15 Rett.



33x33 . 13"x13"
GRADONE ANGOLARE
G3NS15RGA HNS 15 Rett.



33x120 . 13"x48"
GRADONE LINEARE
G3NS15RG12 HNS 15 Rett.



33x120 . 13"x48"
GRADONE ANGOLARE
G3NS15RGD12 HNS 15 Rett. (R-DX)
G3NS15RGS12 HNS 15 Rett. (L-SX)

Nesting

120x120 60x120 80x80 60x60 30x60 20x40

Grey




120x120 . 48"x48"
GRNS05R HNS 5 Rett.




60x120 . 24"x48"
GCNS05R HNS 5 Rett.




60x120 . 24"x48"
GCNS05SINER HNS 5 Synergy Rett.



80x80 . 32"x32"
GTNS05R HNS 5 Rett.




60x60 . 24"x24"
G9NS05R HNS 5 Rett.



60x60 . 24"x24"
G9NS05GRIR HNS 5 Grip Rett.




30x60 . 12"x24"
G8NS05R HNS 5 Rett.



20x40 . 8"x16"
GGNS05GRI HNS 5 Grip



30x30 . 12"x12"
G3NS05MO HNS 5 Mosaico



30x60 . 12"x24"
G8NS05MU HNS 5 Muretto

Prodotto con 8 diverse grafiche confezionate in modo casuale. Il decoro è abbinabile al fondo Timeline HTL 9.

Produced in 8 different patterns, random packaged. The decor can be matched with Timeline HTL 9 plain tiles.

Hergestellt in 8 verschiedenen Mustern, die nach dem Zufallsprinzip verpackt werden. Das Dekor ist auf die Grundfliesen von Timeline HTL 9 abgestimmt.

Produit en 8 graphismes différents emballés de façon aléatoire. Le décor peut s'associer à l'uni Timeline HTL 9.

PEZZI SPECIALI • SPECIAL PIECES • FORMTEILE • PIÈCES SPÉCIALES



7,5x60 . 3"x24"
BATTISCOPA
GONS05R60 HNS 5 Rett.



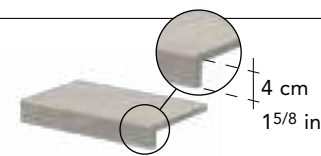
7x80 . 2³/₄"x32"
BATTISCOPA
GONS05R80 HNS 5 Rett.



7x120 . 2³/₄"x48"
BATTISCOPA
GONS05R12 HNS 5 Rett.



10x40 . 4"x16"
BATTISCOPA
GONS05B40 HNS 5



16,5x30 . 6¹/₂"x12"
ELEMENTO A L MONOLITICO
G3NS05ELM HNS 5

PEZZI SPECIALI • SPECIAL PIECES • FORMTEILE • PIÈCES SPÉCIALES



33x60 . 13"x24"
GRADONE LINEARE
G3NS05RG HNS 5 Rett.



33x33 . 13"x13"
GRADONE ANGOLARE
G3NS05RGA HNS 5 Rett.



33x120 . 13"x48"
GRADONE LINEARE
G3NS05RG12 HNS 5 Rett.



33x120 . 13"x48"
GRADONE ANGOLARE
G3NS05RGD12 HNS 5 Rett. (R-DX)
G3NS05RGS12 HNS 5 Rett. (L-SX)

Stone Effect

Stone Effect

Nesting

120x120 60x120 80x80 60x60 30x60 20x40

Anthracite





120x120 . 48"x48"
GRNS08R HNS 8 Rett.



60x120 . 24"x48"
GCNS08R HNS 8 Rett.



60x120 . 24"x48"
GCNS08SINER HNS 8 Synergy Rett.



80x80 . 32"x32"
GTNS08R HNS 8 Rett.



60x60 . 24"x24"
G9NS08R HNS 8 Rett.




60x60 . 24"x24"
G9NS08GRIR HNS 8 Grip Rett.



30x60 . 12"x24"
G8NS08R HNS 8 Rett.



20x40 . 8"x16"
GGNS08GRI HNS 8 Grip



30x30 . 12"x12"
G3NS08MO HNS 8 Mosaico



30x60 . 12"x24"
G8NS08MU HNS 8 Muretto

Prodotto con 8 diverse grafiche confezionate in modo casuale. Il decoro è abbinabile al fondo Timeline HTL 11.

Produced in 8 different patterns, random packaged. The decor can be matched with Timeline HTL 11 plain tiles.

Hergestellt in 8 verschiedenen Mustern, die nach dem Zufallsprinzip verpackt werden. Das Dekor ist auf die Grundfliesen von Timeline HTL 11 abgestimmt.

Produit en 8 graphismes différents emballés de façon aléatoire. Le décor peut s'associer à l'uni Timeline HTL 11.

PEZZI SPECIALI • SPECIAL PIECES • FORMTEILE • PIÈCES SPÉCIALES



7,5x60 . 3"x24"
BATTISCOPA
GONS08R60 HNS 8 Rett.



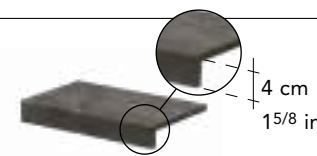
7x80 . 2³/₄"x32"
BATTISCOPA
GONS08R80 HNS 8 Rett.



7x120 . 2³/₄"x48"
BATTISCOPA
GONS08R12 HNS 8 Rett.



10x40 . 4"x16"
BATTISCOPA
GONS08B40 HNS 8



16,5x30 . 6¹/₂"x12"
ELEMENTO A L MONOLITICO
G3NS08ELM HNS 8



33x60 . 13"x24"
GRADONE LINEARE
G3NS08RG HNS 8 Rett.



33x33 . 13"x13"
GRADONE ANGOLARE
G3NS08RGA HNS 8 Rett.



33x120 . 13"x48"
GRADONE LINEARE
G3NS08RG12 HNS 8 Rett.



33x120 . 13"x48"
GRADONE ANGOLARE
G3NS08RGD12 HNS 8 Rett. (R-DX)
G3NS08RGS12 HNS 8 Rett. (L-SX)

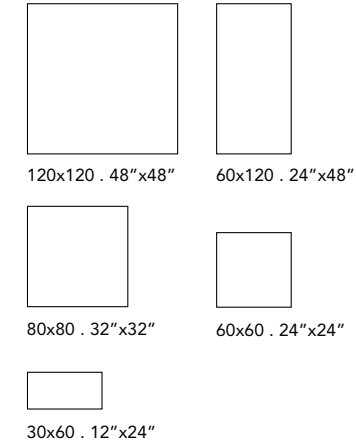
Stone Effect

Stone Effect




Wild

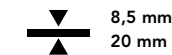
120x120 60x120 80x80 60x60 30x60



Gres porcellanato a tutta massa
Through-body porcelain tile
Durchgefärbtes Feinsteinzeug
Le grès cérame pleine masse
Gruppo Bla UNI EN 14411_G



LOW



8,5 mm
20 mm



UN EN ISO 10545.12:
RESISTANT



UNI EN ISO 10545.13: **GA**
UNI EN ISO 10545.14: **5**



EN 16165
Annex B: **R10 - R11 (Grip)**
EN 16165
Annex A: **B - C (Grip)**
ANSI A326.3:2022
(DCOF): **≥0,42**
BCRA: **>0,40**



Wild²

HWD 210 | HWD 205
HWD 211 | HWD 201

Disponibile nello Spessore 20 mm
Available in Thickness 20 mm
Erhältlich in 20 mm Staerke
Disponibile Épaisseur 20 mm
60x120 . 24"x48"



OUTDOOR COLLECTIONS
CATALOGUE 2024 Pag. 90



HWD 10 White

HWD 5 Grey



HWD 11 Greige

HWD 1 Beige

Sizes	Pieces	Mq.	Kg.	Boxes	Mq.	Kg.
120x120 (Pallet 122x122 cm)	1	1,44	28,30	38	54,72	1105,25
60x120	2	1,44	28,30	32	46,08	925,47
80x80	2	1,28	25,15	44	56,32	1126,69
60x60	4	1,44	25,00	40	57,60	1020,00
30x60	7	1,26	24,76	40	50,40	1010,36
60x120 universal	2	1,44	28,30	-	-	-
30x30 mosaico	6	0,54	-	-	-	-
30x30 stars	18	0,99	-	-	-	-
7,5x60 battiscopa	14	8,40 ml.	-	-	-	-
7x80 battiscopa	10	8,00 ml.	-	-	-	-
7x120 battiscopa	6	7,20 ml.	-	-	-	-
33x60 gradone lineare	4	-	-	-	-	-
33x120 gradone lineare	2	-	-	-	-	-
33x33 gradone angolare	2	-	-	-	-	-
33x120 gradone angolare	2	-	-	-	-	-

Stone Effect



Rivestimento/Wall: Universal HWD 10 Rett. | Pavimento/Floor: HWD 10 Rett. | DEL CONCA HOUSE: Cactus HWD 5 Rett.



Rivestimento/Wall: Universal HWD 10 Rett. | Pavimento/Floor: HWD 10 Rett.

Stone Effect

Wild

120x120 60x120 80x80 60x60 30x60


< INDEX

TECHNICAL CHARACTERISTICS

CATALOGUE


HWD

Stone Effect



Stone Effect

Stone Effect



Stone Effect




Stone Effect

Stone Effect

White




120x120 . 48"x48"
GRWD10R HWD 10 Rett.
GRWD10GRIR HWD 10 Grip Rett.



60x120 . 24"x48"
GCWD10R HWD 10 Rett.



60x120 . 24"x48"
GCWD10MO Universal HWD 10 Rett.



30x30 . 12"x12"
G3WD10MO Mosaico HWD 10




30x30 . 12"x12"
G3WD10ST Stars HWD 10*

* Si consiglia una fuga di 2 mm
 A 2 mm joint is recommended
 Es wird eine Fuge von 2 Mm empfohlen
 On conseille une pose avec un joint de 2 mm



80x80 . 32"x32"
GTWD10R HWD 10 Rett.



60x60 . 24"x24"
G9WD10R HWD 10 Rett.



30x60 . 12"x24"
G8WD10R HWD 10 Rett.
G8WD10GRIR HWD 10 Grip Rett.

PEZZI SPECIALI • SPECIAL PIECES • FORMTEILE • PIÈCES SPÉCIALES



7,5x60 . 3"x24"
BATTISCOPA
G0WD10R60 HWD 10 Rett.



7x80 . 2^{3/4}"x32"
BATTISCOPA
G0WD10R80 HWD 10 Rett.



7x120 . 2^{3/4}"x48"
BATTISCOPA
G0WD10R12 HWD 10 Rett.



33x60 . 13"x24"
GRADONE LINEARE
G3WD10RG HWD 10 Rett.



33x33 . 13"x13"
GRADONE ANGOLARE
G3WD10RGD HWD 10 Rett. (R-DX)
G3WD10RGS HWD 10 Rett. (L-SX)



33x120 . 13"x48"
GRADONE LINEARE
G3WD10RG12 HWD 10 Rett.



33x120 . 13"x48"
GRADONE ANGOLARE
G3WD10RGD12 HWD 10 Rett. (R-DX)
G3WD10RGS12 HWD 10 Rett. (L-SX)

Grey



120x120 . 48"x48"
GRWD05R HWD 5 Rett.
GRWD05GRIR HWD 5 Grip Rett.




60x120 . 24"x48"
GCWD05R HWD 5 Rett.



60x120 . 24"x48"
GCWD05MO Universal HWD 5 Rett.




80x80 . 32"x32"
GTWD05R HWD 5 Rett.




60x60 . 24"x24"
G9WD05R HWD 5 Rett.



30x60 . 12"x24"
G8WD05R HWD 5 Rett.
G8WD05GRIR HWD 5 Grip Rett.



30x30 . 12"x12"
G3WD05MO Mosaico HWD 5



30x30 . 12"x12"
G3WD05ST Stars HWD 5*

* Si consiglia una fuga di 2 mm
 A 2 mm joint is recommended
 Es wird eine Fuge von 2 Mm empfohlen
 On conseille une pose avec un joint de 2 mm



Stone Effect

Stone Effect

PEZZI SPECIALI • SPECIAL PIECES • FORMTEILE • PIÈCES SPÉCIALES



7,5x60 . 3"x24"
BATTISCOPIA
G0WD05R60 HWD 5 Rett.



7x80 . 2^{3/4}"x32"
BATTISCOPIA
G0WD05R80 HWD 5 Rett.



7x120 . 2^{3/4}"x48"
BATTISCOPIA
G0WD05R12 HWD 5 Rett.



33x60 . 13"x24"
GRADONE LINEARE
G3WD05RG HWD 5 Rett.



33x33 . 13"x13"
GRADONE ANGOLARE
G3WD05RGD HWD 5 Rett. (R-DX)
G3WD05RGS HWD 5 Rett. (L-SX)



33x120 . 13"x48"
GRADONE LINEARE
G3WD05RG12 HWD 5 Rett.




33x120 . 13"x48"
GRADONE ANGOLARE
G3WD05RGD12 HWD 5 Rett. (R-DX)
G3WD05RGS12 HWD 5 Rett. (L-SX)

Greige



120x120 . 48"x48"
GRWD11R HWD 11 Rett.
GRWD11GRIR HWD 11 Grip Rett.




60x120 . 24"x48"
GCWD11R HWD 11 Rett.



60x120 . 24"x48"
GCWD11MO Universal HWD 11 Rett.



30x30 . 12"x12"
G3WD11MO Mosaico HWD 11



30x30 . 12"x12"
G3WD11ST Stars HWD 11*



80x80 . 32"x32"
GTWD11R HWD 11 Rett.



60x60 . 24"x24"
G9WD11R HWD 11 Rett.



30x60 . 12"x24"
G8WD11R HWD 11 Rett.
G8WD11GRIR HWD 11 Grip Rett.

* Si consiglia una fuga di 2 mm
 A 2 mm joint is recommended
 Es wird eine Fuge von 2 Mm empfohlen
 On conseille une pose avec un joint de 2 mm

PEZZI SPECIALI • SPECIAL PIECES • FORMTEILE • PIÈCES SPÉCIALES



7,5x60 . 3"x24"
 BATTISCOPIA
G0WD11R60 HWD 11 Rett.



7x80 . 2^{3/4}"x32"
 BATTISCOPIA
G0WD11R80 HWD 11 Rett.



7x120 . 2^{3/4}"x48"
 BATTISCOPIA
G0WD11R12 HWD 11 Rett.



33x60 . 13"x24"
 GRADONE LINEARE
G3WD11RG HWD 11 Rett.



33x33 . 13"x13"
 GRADONE ANGOLARE
G3WD11RGD HWD 11 Rett. (R-DX)
G3WD11RGS HWD 11 Rett. (L-SX)



33x120 . 13"x48"
 GRADONE LINEARE
G3WD11RG12 HWD 11 Rett.




33x120 . 13"x48"
 GRADONE ANGOLARE
G3WD11RGD12 HWD 11 Rett. (R-DX)
G3WD11RGS12 HWD 11 Rett. (L-SX)


Beige




120x120 . 48"x48"
GRWD01R HWD 1 Rett.
GRWD01GRIR HWD 1 Grip Rett.



60x120 . 24"x48"
GCWD01R HWD 1 Rett.



60x120 . 24"x48"
GCWD01MO Universal HWD 1 Rett.



30x30 . 12"x12"
G3WD01MO Mosaico HWD 1



30x30 . 12"x12"
G3WD01ST Stars HWD 1*



Stone Effect

Stone Effect



80x80 . 32"x32"
GTWD01R HWD 1 Rett.



60x60 . 24"x24"
G9WD01R HWD 1 Rett.



30x60 . 12"x24"
G8WD01R HWD 1 Rett.
G8WD01GRIR HWD 1 Grip Rett.

* Si consiglia una fuga di 2 mm
 A 2 mm joint is recommended
 Es wird eine Fuge von 2 Mm empfohlen
 On conseille une pose avec un joint de 2 mm

PEZZI SPECIALI • SPECIAL PIECES • FORMTEILE • PIÈCES SPÉCIALES



7,5x60 . 3"x24"
BATTISCOPA
G0WD01R60 HWD 1 Rett.



7x80 . 2^{3/4}"x32"
BATTISCOPA
G0WD01R80 HWD 1 Rett.



7x120 . 2^{3/4}"x48"
BATTISCOPA
G0WD01R12 HWD 1 Rett.



33x60 . 13"x24"
GRADONE LINEARE
G3WD01RG HWD 1 Rett.



33x33 . 13"x13"
GRADONE ANGOLARE
G3WD01RGD HWD 1 Rett. (R-DX)
G3WD01RGS HWD 1 Rett. (L-SX)



33x120 . 13"x48"
GRADONE LINEARE
G3WD01RG12 HWD 1 Rett.



33x120 . 13"x48"
GRADONE ANGOLARE
G3WD01RGD12 HWD 1 Rett. (R-DX)
G3WD01RGS12 HWD 1 Rett. (L-SX)

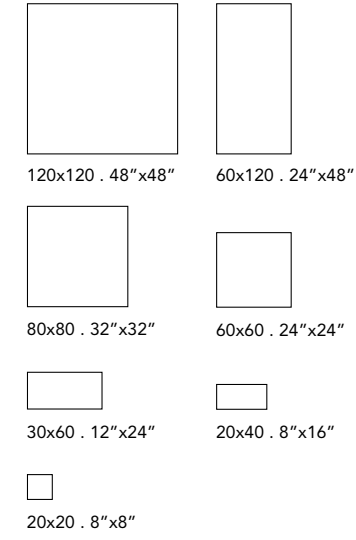


Lavaredo

[INDEX](#)
[TECHNICAL CHARACTERISTICS](#)
[VIDEO](#)
[CATALOGUE](#)

HLA

120x120 60x120 80x80 60x60 30x60 20x40 20x20




Gres porcellanato a tutta massa
 Through-body porcelain tile
 Durchgefärbtes Feinsteinzeug
 Le grès cérame pleine masse
 Gruppo Bla UNI EN 14411_G

- MODERATE
- HIGH (HLA 3)
- 8,5 mm
20 mm
- UN EN ISO 10545.12:
RESISTANT
- UNI EN ISO 10545.13: GA
UNI EN ISO 10545.14: 5
- DIN 51130: R10 - R11 (Grip)
DIN 51097: B - C (Grip)
ANSI A326.3: 2017 Release 2019
(DCOF): ≥0,42
BCRA: >0,40
-

Lavaredo

HLA 210 | HLA 201 | HLA 203
 HLA 205 | HLA 208
 Disponibile nello Spessore 20 mm
 Available in Thickness 20 mm
 Erhältlich in 20 mm Stärke
 Disponible en Epaisseur 20 mm
 120x120 . 48"x48"
 60x90 . 24"x36"
 60x60 . 24"x24"

OUTDOOR COLLECTIONS
 CATALOGUE 2024 Pag. 94



Sizes	Pieces	Mq.	Kg.			
				Boxes	Mq.	Kg.
120x120 (Pallet 122x122 cm)	1	1,44	28,30	38	54,72	1105,25
60x120	2	1,44	28,30	32	46,08	925,47
60x120 framework	2	1,44	28,30	32	46,08	925,47
80x80	2	1,28	25,15	44	56,32	1126,69
60x60	4	1,44	25,00	40	57,60	1020,00
30x60	7	1,26	24,76	40	50,40	1010,36
20x40	15	1,20	21,12	45	54,00	970,40
20x20	29	1,16	20,04	45	52,20	940,00
30x30 mosaico	6	0,54	-	-	-	-
30x60 stonemix	4	0,72	-	-	-	-
7,5x60 battiscopa	14	8,40 ml.	-	-	-	-
7x80 battiscopa	10	8,00 ml.	-	-	-	-
7x120 battiscopa	6	7,20 ml.	-	-	-	-
10x40 battiscopa	20	8,00 ml.	-	-	-	-
16,5x30 elemento a L monolitico	8	2,40 ml.	-	-	-	-
33x60 gradone lineare	4	-	-	-	-	-
33x120 gradone lineare	2	-	-	-	-	-
33x33 gradone angolare	2	-	-	-	-	-
33x120 gradone angolare	2	-	-	-	-	-

Stone Effect

Lavaredo

120x120 60x120 80x80 60x60 30x60 20x40 20x20

Stone Effect



Stone Effect

Lavaredo

120x120 60x120 80x80 60x60 30x60 20x40 20x20

Stone Effect



210 Rivestimento/Wall: Framework HLA 10 Rett. - St. Regis SR 1 Rett. | Pavimento/Floor: HLA 10 Rett. - St. Regis SR 1 Rett.



Pavimento/Floor: HLA 10 Rett. Louvre layout

Stone Effect

Lavaredo

120x120 60x120 80x80 60x60 30x60 20x40 20x20

Stone Effect




Stone Effect

Bianco



120x120 . 48"x48"
GRLA10R HLA 10 Rett.



60x120 . 24"x48"
GCLA10R HLA 10 Rett.
GCLA10GRIR HLA 10 Grip Rett.



60x120 . 24"x48"
GCLA10FWR Framework HLA 10 Rett.



20x40 . 8"x16"
GGLA10GRI HLA 10 Grip



20x20 . 8"x8"
GFLA10GRI HLA 10 Grip



30x30 . 12"x12"
G3LA10MO Mosaico HLA 10



30x60 . 12"x24"
G8LA10MUS Stonemix HLA 10




Stone Effect


Stone Effect



80x80 . 32"x32"
GTLA10R HLA 10 Rett.



60x60 . 24"x24"
G9LA10R HLA 10 Rett.



30x60 . 12"x24"
G8LA10R HLA 10 Rett.

PEZZI SPECIALI • SPECIAL PIECES • FORMTEILE • PIÈCES SPÉCIALES



7,5x60 . 3"x24"
BATTISCOPA
GOLA10R60 HLA 10 Rett.



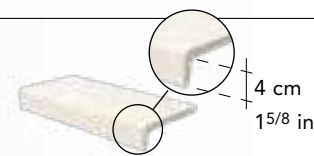
7x80 . 2³/₄"x32"
BATTISCOPA
GOLA10R80 HLA 10 Rett.



7x120 . 2³/₄"x48"
BATTISCOPA
GOLA10R12 HLA 10 Rett.



10x40 . 4"x16"
BATTISCOPA
GOLA10B40 HLA 10



16,5x30 . 6¹/₂"x12"
ELEMENTO A L MONOLITICO
G3LA10ELM HLA 10

PEZZI SPECIALI • SPECIAL PIECES • FORMTEILE • PIÈCES SPÉCIALES



33x60 . 13"x24"
GRADONE LINEARE
G3LA10RG60 HLA 10 Rett.



33x33 . 13"x13"
GRADONE ANGOLARE
G3LA10RGA HLA 10 Rett.



33x120 . 13"x48"
GRADONE LINEARE
G3LA10RG12 HLA 10 Rett.



33x120 . 13"x48"
GRADONE ANGOLARE
G3LA10RGD12 HLA 10 Rett. (R-DX)
G3LA10RGS12 HLA 10 Rett. (L-SX)

Beige



120x120 . 48"x48"
GRLA01R HLA 1 Rett.




60x120 . 24"x48"
GCLA01R HLA 1 Rett.
GCLA01GRIR HLA 1 Grip Rett.



60x120 . 24"x48"
GCLA01FWR Framework HLA 1 Rett.



80x80 . 32"x32"
GTLA01R HLA 1 Rett.



60x60 . 24"x24"
G9LA01R HLA 1 Rett.



30x60 . 12"x24"
G8LA01R HLA 1 Rett.



20x40 . 8"x16"
GGLA01GRI HLA 1 Grip



20x20 . 8"x8"
GFLA01GRI HLA 1 Grip



30x30 . 12"x12"
G3LA01MO Mosaico HLA 1



30x60 . 12"x24"
G8LA01MUS Stonemix HLA 1



Stone Effect

Stone Effect

PEZZI SPECIALI • SPECIAL PIECES • FORMTEILE • PIÈCES SPÉCIALES



7,5x60 . 3"x24"
BATTISCOPA
GOLA01R60 HLA 1 Rett.



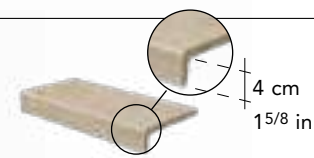
7x80 . 2³/₄"x32"
BATTISCOPA
GOLA01R80 HLA 1 Rett.



7x120 . 2³/₄"x48"
BATTISCOPA
GOLA01R12 HLA 1 Rett.



10x40 . 4"x16"
BATTISCOPA
GOLA01B40 HLA 1



16,5x30 . 6¹/₂"x12"
ELEMENTO A L MONOLITICO
G3LA01ELM HLA 1

4 cm
1⁵/₈ in



33x60 . 13"x24"
GRADONE LINEARE
G3LA01RG60 HLA 1 Rett.



33x33 . 13"x13"
GRADONE ANGOLARE
G3LA01RGA HLA 1 Rett.



33x120 . 13"x48"
GRADONE LINEARE
G3LA01RG12 HLA 1 Rett.



33x120 . 13"x48"
GRADONE ANGOLARE
G3LA01RGD12 HLA 1 Rett. (R-DX)
G3LA01RGS12 HLA 1 Rett. (L-SX)

PEZZI SPECIALI • SPECIAL PIECES • FORMTEILE • PIÈCES SPÉCIALES


Naturale



120x120 . 48"x48"
GRLA03R HLA 3 Rett.



60x120 . 24"x48"
GCLA03R HLA 3 Rett.
GCLA03GRIR HLA 3 Grip Rett.



60x120 . 24"x48"
GCLA03FWR Framework HLA 3 Rett.



80x80 . 32"x32"
GTLA03R HLA 3 Rett.



60x60 . 24"x24"
G9LA03R HLA 3 Rett.



30x60 . 12"x24"
G8LA03R HLA 3 Rett.



20x40 . 8"x16"
GGLA03GRI HLA 3 Grip



20x20 . 8"x8"
GFLA03GRI HLA 3 Grip



30x30 . 12"x12"
G3LA03MO Mosaico HLA 3



30x60 . 12"x24"
G8LA03MUS Stonemix HLA 3



Stone Effect

Stone Effect

PEZZI SPECIALI • SPECIAL PIECES • FORMTEILE • PIÈCES SPÉCIALES



7,5x60 . 3"x24"
BATTISCOPA
GOLA03R60 HLA 3 Rett.




7x80 . 2³/₄"x32"
BATTISCOPA
GOLA03R80 HLA 3 Rett.



7x120 . 2³/₄"x48"
BATTISCOPA
GOLA03R12 HLA 3 Rett.



10x40 . 4"x16"
BATTISCOPA
GOLA03B40 HLA 3



16,5x30 . 6¹/₂"x12"
ELEMENTO A L MONOLITICO
G3LA03ELM HLA 3



33x60 . 13"x24"
GRADONE LINEARE
G3LA03RG60 HLA 3 Rett.



33x33 . 13"x13"
GRADONE ANGOLARE
G3LA03RGA HLA 3 Rett.



33x120 . 13"x48"
GRADONE LINEARE
G3LA03RG12 HLA 3 Rett.




33x120 . 13"x48"
GRADONE ANGOLARE
G3LA03RGD12 HLA 3 Rett. (R-DX)
G3LA03RGS12 HLA 3 Rett. (L-SX)

Grigio



120x120 . 48"x48"
GRLA05R HLA 5 Rett.



60x120 . 24"x48"
GCLA05R HLA 5 Rett.
GCLA05GRIR HLA 5 Grip Rett.



60x120 . 24"x48"
GCLA05FWR Framework HLA 5 Rett.



20x40 . 8"x16"
GGLA05GRI HLA 5 Grip



20x20 . 8"x8"
GFLA05GRI HLA 5 Grip



30x30 . 12"x12"
G3LA05MO Mosaico HLA 5



30x60 . 12"x24"
G8LA05MUS Stonemix HLA 5



Stone Effect

Stone Effect



80x80 . 32"x32"
GTLA05R HLA 5 Rett.



60x60 . 24"x24"
G9LA05R HLA 5 Rett.



30x60 . 12"x24"
G8LA05R HLA 5 Rett.

PEZZI SPECIALI • SPECIAL PIECES • FORMTEILE • PIÈCES SPÉCIALES



7,5x60 . 3"x24"
BATTISCOPA
GOLA05R60 HLA 5 Rett.




7x80 . 2³/₄"x32"
BATTISCOPA
GOLA05R80 HLA 5 Rett.



7x120 . 2³/₄"x48"
BATTISCOPA
GOLA05R12 HLA 5 Rett.



10x40 . 4"x16"
BATTISCOPA
GOLA05B40 HLA 5



16,5x30 . 6¹/₂"x12"
ELEMENTO A L MONOLITICO
G3LA05ELM HLA 5



33x60 . 13"x24"
GRADONE LINEARE
G3LA05RG60 HLA 5 Rett.



33x33 . 13"x13"
GRADONE ANGOLARE
G3LA05RGA HLA 5 Rett.



33x120 . 13"x48"
GRADONE LINEARE
G3LA05RG12 HLA 5 Rett.



33x120 . 13"x48"
GRADONE ANGOLARE
G3LA05RGD12 HLA 5 Rett. (R-DX)
G3LA05RGS12 HLA 5 Rett. (L-SX)

PEZZI SPECIALI • SPECIAL PIECES • FORMTEILE • PIÈCES SPÉCIALES

Antracite



120x120 . 48"x48"
GRLA08R HLA 8 Rett.




60x120 . 24"x48"
GCLA08R HLA 8 Rett.
GCLA08GRIR HLA 8 Grip Rett.



60x120 . 24"x48"
GCLA08FWR Framework HLA 8 Rett.




20x40 . 8"x16"
GGLA08GRI HLA 8 Grip



20x20 . 8"x8"
GFLA08GRI HLA 8 Grip



30x30 . 12"x12"
G3LA08MO Mosaico HLA 8



30x60 . 12"x24"
G8LA08MUS Stonemix HLA 8



Stone Effect

Stone Effect



80x80 . 32"x32"
GTLA08R HLA 8 Rett.



60x60 . 24"x24"
G9LA08R HLA 8 Rett.



30x60 . 12"x24"
G8LA08R HLA 8 Rett.

PEZZI SPECIALI • SPECIAL PIECES • FORMTEILE • PIÈCES SPÉCIALES



7,5x60 . 3"x24"
BATTISCOPA
GOLA08R60 HLA 8 Rett.



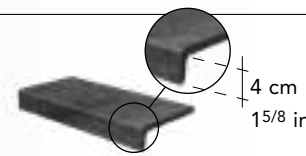
7x80 . 2³/₄"x32"
BATTISCOPA
GOLA08R80 HLA 8 Rett.



7x120 . 2³/₄"x48"
BATTISCOPA
GOLA08R12 HLA 8 Rett.



10x40 . 4"x16"
BATTISCOPA
GOLA08B40 HLA 8



16,5x30 . 6¹/₂"x12"
ELEMENTO A L MONOLITICO
G3LA08ELM HLA 8



33x60 . 13"x24"
GRADONE LINEARE
G3LA08RG60 HLA 8 Rett.



33x33 . 13"x13"
GRADONE ANGOLARE
G3LA08RGA HLA 8 Rett.



33x120 . 13"x48"
GRADONE LINEARE
G3LA08RG12 HLA 8 Rett.



33x120 . 13"x48"
GRADONE ANGOLARE
G3LA08RGD12 HLA 8 Rett. (R-DX)
G3LA08RGS12 HLA 8 Rett. (L-SX)

PEZZI SPECIALI • SPECIAL PIECES • FORMTEILE • PIÈCES SPÉCIALES

Montaggio Modulare

Modular Pattern Installation | Modulare Montage | Pose Modulaire



Pavimento/Floor: HLA 1 Rett. Louvre layout

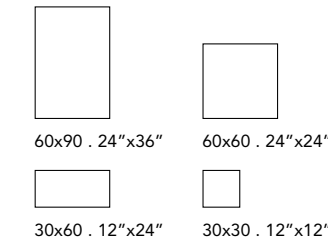
Schema di posa Louvre

Louvre layout | Louvre Verlegelösungen | Plan de pose Louvre

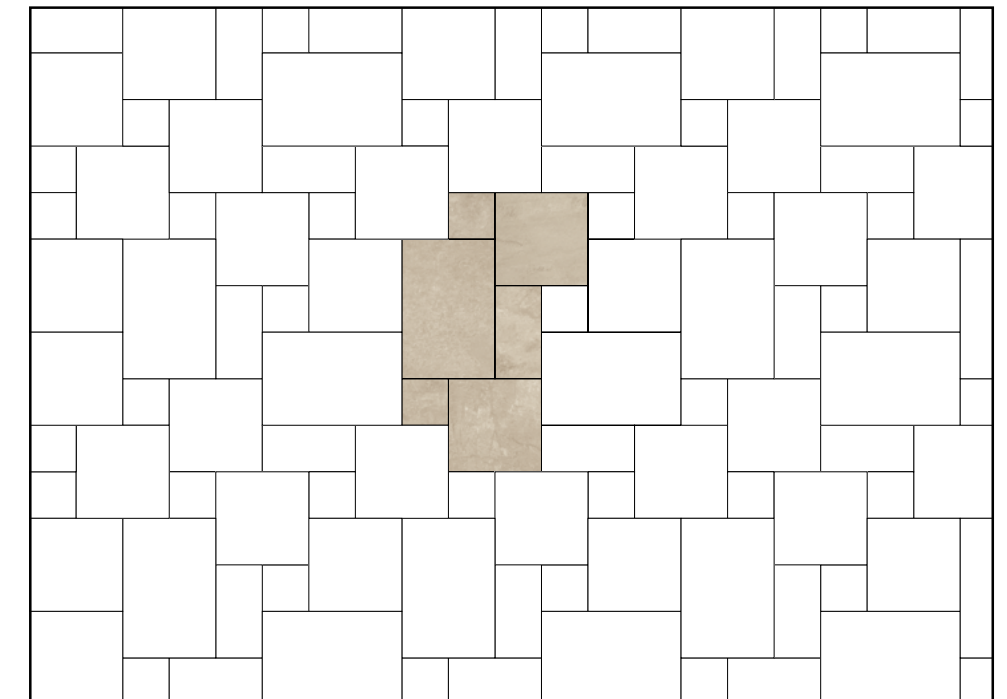
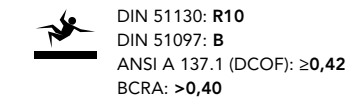
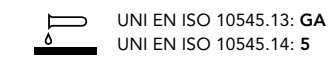
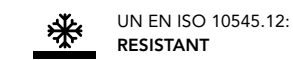
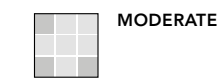
VIDEO CATALOGUE

HLA


INDEX TECHNICAL CHARACTERISTICS



Gres porcellanato a tutta massa
Through-body porcelain tile
Durchgefärbtes feinsteinzeug
Le grès cérame pleine masse
Gruppo Bla UNI EN 14411_G



	60x90 24"x36"	60x60 24"x24"	30x60 12"x24"	30x30 12"x12"	Pieces	Mq.	Kg.	Boxes	Mq.	Kg.
1 (60x90)					1					
2 (60x60)					2	1,62	29,00	20	32,40	600,00
1 (30x60)					1					
2 (30x30)					2					
1 PC	2 PC	1 PC	2 PC							



MSLA10LVR
HLA 10 Rett.

MSLA01LVR
HLA 1 Rett.

MSLA03LVR
HLA 3 Rett.

MSLA05LVR
HLA 5 Rett.


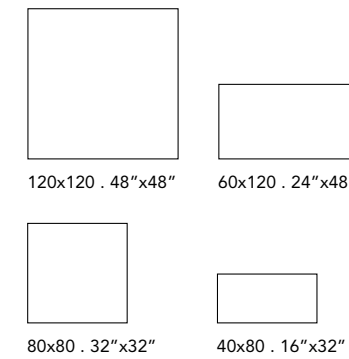
MSLA08LVR
HLA 8 Rett.

Questi articoli sono forniti già pronti per un montaggio modulare. La posa è modulare con fuga 2 mm. Gli articoli sono venduti a scatola intera.
These items are supplied ready for installation in a modular pattern. It is a modular layout with a 2 mm joint. The articles are sold in full boxes.
Diese Artikel werden bereits für eine modulare Montage bereit geliefert. Verlegungsmodul mit 2 mm fugen. Die Artikel werden in Vollen Kartons verkauft.
Ces articles sont fournis déjà prêts pour un montage modulaire. La pose est modulaire avec un joint de 2 mm. Les articles sont vendus par boites complètes.



Stelvio

120x120 60x120 80x80 40x80



HSV 10 Bianco

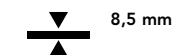
HSV 5 Grigio

HSV 9 Noce

Gres porcellanato a tutta massa
Through-body porcelain tile
Durchgefärbtes feinsteinzeug
Le grès cérame pleine masse
Gruppo Bla UNI EN 14411_G



MODERATE



8,5 mm



UN EN ISO 10545.12:
RESISTANT





UNI EN ISO 10545.13: GA
UNI EN ISO 10545.14: 5



DIN 51130: R10
DIN 51097: B
ANSI A326.3: 2017 Release 2019
(DCOF): $\geq 0,42$
BCRA: $>0,40$



Sizes	Pieces					
		Mq.	Kg.	Boxes	Mq.	Kg.
120x120 (Pallet 122x122 cm)	1	1,44	28,30	38	54,72	1105,25
60x120	2	1,44	28,30	32	46,08	925,47
80x80	2	1,28	25,15	44	56,32	1126,69
40x80	3	0,96	18,86	28	26,88	548,19
30x30 mosaico	6	0,54	-	-	-	-
7x80 battiscopa	14	11,20 ml.	-	-	-	-
7,5x120 battiscopa	6	7,20 ml.	-	-	-	-
33x120 gradone lineare	2	-	-	-	-	-
33x33 gradone angolare	2	-	-	-	-	-

Stelvio

120x120 60x120 80x80 40x80

Stone Effect



Stone Effect



Stone Effect


Bianco



120x120 . 48"x48"
GRSV10RJ HSV 10 Rett.



60x120 . 24"x48"
GCSV10RJ HSV 10 Rett.



80x80 . 32"x32"
GTSV10RJ HSV 10 Rett.



40x80 . 16"x32"
GOSV10RJ HSV 10 Rett.



30x30 . 12"x12"
G3SV10MO
Mosaico HSV 10

Stone Effect

PEZZI SPECIALI • SPECIAL PIECES • FORMTEILE • PIÈCES SPÉCIALES



7x80 . 2³/₄"x32"
BATTISCOPIA
GOSV10R80 HSV 10 Rett.



7,5x120 . 3"x48"
BATTISCOPIA
GOSV10R12 HSV 10 Rett.




33x120 . 13"x48"
GRADONE LINEARE
G3SV10RG HSV 10 Rett.



33x120 . 13"x48"
GRADONE ANGOLARE
G3SV10RGD HSV 10 Rett. (R-DX)
G3SV10RGS HSV 10 Rett. (L-SX)


Grigio




120x120 . 48"x48"
GRSV05RJ HSV 5 Rett.



60x120 . 24"x48"
GCSV05RJ HSV 5 Rett.



80x80 . 32"x32"
GTSV05RJ HSV 5 Rett.



40x80 . 16"x32"
GOSV05RJ HSV 5 Rett.



30x30 . 12"x12"
G3SV05MO
Mosaico HSV 5

PEZZI SPECIALI • SPECIAL PIECES • FORMTEILE • PIÈCES SPÉCIALES



7x80 . 2^{3/4}"x32"
BATTISCOPIA
GOSV05R80 HSV 5 Rett.



7,5x120 . 3"x48"
BATTISCOPIA
GOSV05R12 HSV 5 Rett.



33x120 . 13"x48"
GRADONE LINEARE
G3SV05RG HSV 5 Rett.




33x120 . 13"x48"
GRADONE ANGOLARE
G3SV05RGD HSV 5 Rett. (R-DX)
G3SV05RGS HSV 5 Rett. (L-SX)

Noce



120x120 . 48"x48"
GRSV09RJ HSV 9 Rett.



60x120 . 24"x48"
GCSV09RJ HSV 9 Rett.



80x80 . 32"x32"
GTSV09RJ HSV 9 Rett.



40x80 . 16"x32"
GOSV09RJ HSV 9 Rett.



30x30 . 12"x12"
G3SV09MO
Mosaico HSV 9

PEZZI SPECIALI • SPECIAL PIECES • FORMTEILE • PIÈCES SPÉCIALES



7x80 . 2^{3/4}"x32"
BATTISCOPIA
GOSV09R80 HSV 9 Rett.



7,5x120 . 3"x48"
BATTISCOPIA
GOSV09R12 HSV 9 Rett.



33x120 . 13"x48"
GRADONE LINEARE
G3SV09RG HSV 9 Rett.



33x120 . 13"x48"
GRADONE ANGOLARE
G3SV09RGD HSV 9 Rett. (R-DX)
G3SV09RGS HSV 9 Rett. (L-SX)




Gardena

80x80 40x80 60x60 30x60



80x80 . 32"x32"



40x80 . 16"x32"



60x60 . 24"x24"



30x60 . 12"x24"

Gres porcellanato a tutta massa
Through-body porcelain tile
Durchgefärbtes Feinsteinzeug
Le grès cérame pleine masse
Gruppo Bla UNI EN 14411_G



MODERATE



8,5 mm



UN EN ISO 10545.12:
RESISTANT




UNI EN ISO 10545.13: **GA**
UNI EN ISO 10545.14: **5**



DIN 51130: **R9 - R12 (Grip)**
DIN 51097: **B - C (Grip)**
ANSI A326.3: 2017 Release 2019
(DCOF): **≥0,42**
BCRA: **>0,40**



HGR 10 Bianco



HGR 9 Noce



HGR 1 Beige



HGR 8 Nero

Sizes	Pieces	Kg.		Boxes		
		Mq.	Kg.	Mq.	Mq.	Kg.
80x80	2	1,28	25,15	44	56,32	1126,69
40x80	3	0,96	18,86	28	26,88	548,19
60x60	4	1,44	25,00	40	57,60	1020,00
30x60	7	1,26	24,76	40	50,40	1010,36
30x30 mosaico	6	0,54	-	-	-	-
30x60 muretto	4	0,72	-	-	-	-
7,5x60 battiscopa	14	8,40 ml.	-	-	-	-
7x80 battiscopa	10	8,00 ml.	-	-	-	-
33x60 gradone lineare	4	-	-	-	-	-
33x80 gradone lineare	2	-	-	-	-	-
33x33 gradone angolare	2	-	-	-	-	-
0,5x80 steel	6	-	-	-	-	-
1x60 listello metal	6	-	-	-	-	-

Gardena

80x80 40x80 60x60 30x60

Stone Effect



Stone Effect



Stone Effect



Stone Effect

Bianco



80x80 . 32"x32"
GTGR10R HGR 10 Rett.



40x80 . 16"x32"
G0GR10R HGR 10 Rett.

0,5x80 . 2/8"x32"
STEEL
GTBRST

1x60 . 1/4"x24"
LISTELLO METAL
32KYMEL60



60x60 . 24"x24"
G9GR10RJ HGR 10 Rett.



30x60 . 12"x24"
G8GR10R HGR 10 Rett.



30x60 . 12"x24"
G8GR10GRIR HGR 10 Grip Rett.



30x30 . 12"x12"
G3GR10MO Mosaico HGR 10



30x60 . 12"x24"
G8GR10MU Muretto HGR 10

PEZZI SPECIALI • SPECIAL PIECES • FORMTEILE • PIÈCES SPÉCIALES



7,5x60 . 3"x24"
BATTISCOPA
G0GR10R60 HGR 10 Rett.



7x80 . 2 6/8"x32"
BATTISCOPA
G0GR10R80 HGR 10 Rett.



33x60 . 13"x24"
GRADONE LINEARE
G3GR10RG HGR 10 Rett.



33x80 . 13"x32"
GRADONE LINEARE
G3GR10RG8 HGR 10 Rett.



33x33 . 13"x13"
GRADONE ANGOLARE
G3GR10RGA HGR 10 Rett.

Noce



80x80 . 32"x32"
GTGR09R HGR 9 Rett.



40x80 . 16"x32"
G0GR09R HGR 9 Rett.

0,5x80 . 2/8"x32"
STEEL
GTBRST

1x60 . 1/4"x24"
LISTELLO METAL
32KYMEL60




60x60 . 24"x24"
G9GR09RJ HGR 9 Rett.



30x60 . 12"x24"
G8GR09R HGR 9 Rett.



30x60 . 12"x24"
G8GR09GRIR HGR 9 Grip Rett.



30x30 . 12"x12"
G3GR09MO Mosaico HGR 9



30x60 . 12"x24"
G8GR09MU Muretto HGR 9

PEZZI SPECIALI • SPECIAL PIECES • FORMTEILE • PIÈCES SPÉCIALES



7,5x60 . 3"x24"
BATTISCOPA
G0GR09R60 HGR 9 Rett.



7x80 . 2 6/8"x32"
BATTISCOPA
G0GR09R80 HGR 9 Rett.



33x60 . 13"x24"
GRADONE LINEARE
G3GR09RG HGR 9 Rett.



33x80 . 13"x32"
GRADONE LINEARE
G3GR09RG8 HGR 9 Rett.



33x33 . 13"x13"
GRADONE ANGOLARE
G3GR09RGA HGR 9 Rett.


Stone Effect

Stone Effect

Beige



80x80 . 32"x32"
GTGR01R HGR 1 Rett.



40x80 . 16"x32"
G0GR01R HGR 1 Rett.

0,5x80 . 2⁶/₈"x32"
STEEL
GTBRST


1x60 . 1¹/₄"x24"
LISTELLO METAL
32KYMEL60




60x60 . 24"x24"
G9GR01RJ HGR 1 Rett.



30x60 . 12"x24"
G8GR01R HGR 1 Rett.



30x60 . 12"x24"
G8GR01GRIR HGR 1 Grip Rett.



30x30 . 12"x12"
G3GR01MO Mosaico HGR 1



30x60 . 12"x24"
G8GR01MU Muretto HGR 1

PEZZI SPECIALI • SPECIAL PIECES • FORMTEILE • PIÈCES SPÉCIALES



7,5x60 . 3"x24"
BATTISCOPA
G0GR01R60 HGR 1 Rett.



7x80 . 2⁶/₈"x32"
BATTISCOPA
G0GR01R80 HGR 1 Rett.



33x60 . 13"x24"
GRADONE LINEARE
G3GR01RG HGR 1 Rett.



33x80 . 13"x32"
GRADONE LINEARE
G3GR01RG8 HGR 1 Rett.



33x33 . 13"x13"
GRADONE ANGOLARE
G3GR01RGA HGR 1 Rett.

Nero



80x80 . 32"x32"
GTGR08R HGR 8 Rett.



40x80 . 16"x32"
G0GR08R HGR 8 Rett.

0,5x80 . 2⁶/₈"x32"
STEEL
GTBRST


1x60 . 1¹/₄"x24"
LISTELLO METAL
32KYMEL60



60x60 . 24"x24"
G9GR08RJ HGR 8 Rett.



30x60 . 12"x24"
G8GR08R HGR 8 Rett.



30x60 . 12"x24"
G8GR08GRIR HGR 8 Grip Rett.



30x30 . 12"x12"
G3GR08MO Mosaico HGR 8



30x60 . 12"x24"
G8GR08MU Muretto HGR 8

PEZZI SPECIALI • SPECIAL PIECES • FORMTEILE • PIÈCES SPÉCIALES



7,5x60 . 3"x24"
BATTISCOPA
G0GR08R60 HGR 8 Rett.



7x80 . 2⁶/₈"x32"
BATTISCOPA
G0GR08R80 HGR 8 Rett.



33x60 . 13"x24"
GRADONE LINEARE
G3GR08RG HGR 8 Rett.



33x80 . 13"x32"
GRADONE LINEARE
G3GR08RG8 HGR 8 Rett.



33x33 . 13"x13"
GRADONE ANGOLARE
G3GR08RGA HGR 8 Rett.

Stone Effect

Stone Effect




Climb

80x80 40x80 60x60 30x60



80x80 . 32"x32"



40x80 . 16"x32"



60x60 . 24"x24"



30x60 . 12"x24"



RANDOM



8,5 mm



UN EN ISO 10545.12:
RESISTANT



UNI EN ISO 10545.13: GA
UNI EN ISO 10545.14: 5



DIN 51130: R10 - R12 (Grip)
DIN 51097: B - C (Grip)
ANSI A326.3: 2017 Release 2019
(DCOF): $\geq 0,42$
BCRA: $>0,40$



HCL 10 Bianco



HCL 9 Noce



HCL 5 Grigio



HCL 8 Nero



Sizes	Pieces	Mq.	Kg.	Boxes	Mq.	Kg.
80x80	2	1,28	25,15	44	56,32	1126,69
40x80	3	0,96	18,86	28	26,88	548,19
60x60	4	1,44	25,00	40	57,60	1020,00
30x60	7	1,26	24,76	40	50,40	1010,36
30x30 mosaico	6	0,54	-	-	-	-
30x60 fourmix	4	0,72	-	-	-	-
30x60 tredi	4	0,72	-	-	-	-
7,5x60 battiscopa	14	8,40 ml.	-	-	-	-
7x80 battiscopa	10	8,00 ml.	-	-	-	-
33x60 gradone lineare	4	-	-	-	-	-
33x80 gradone lineare	2	-	-	-	-	-
33x33 gradone angolare	2	-	-	-	-	-

Climb

80x80 40x80 60x60 30x60

Stone Effect



Stone Effect

Climb

80x80 40x80 60x60 30x60

Stone Effect



Stone Effect

Pavimento/Floor: HCL 10 Rett.

Bianco



80x80 . 32"x32"
GTCL10RJ HCL 10 Rett.



40x80 . 16"x32"
GOCL10RJ HCL 10 Rett.



30x60 . 12"x24"
G8CL10MUF Fourmix HCL 10



30x60 . 12"x24"
G8CL10MUT Tredi HCL 10

Noce



80x80 . 32"x32"
GTCL09RJ HCL 9 Rett.



40x80 . 16"x32"
GOCL09RJ HCL 9 Rett.



30x60 . 12"x24"
G8CL09MUF Fourmix HCL 9



30x60 . 12"x24"
G8CL09MUT Tredi HCL 9


Stone Effect



60x60 . 24"x24"
G9CL10J HCL 10



30x60 . 12"x24"
G8CL10J HCL 10



30x60 . 12"x24"
G8CL10GRIJ HCL 10 Grip



30x30 . 12"x12"
G3CL10MO Mosaico HCL 10



60x60 . 24"x24"
G9CL09J HCL 9



30x60 . 12"x24"
G8CL09J HCL 9



30x60 . 12"x24"
G8CL09GRIJ HCL 9 Grip



30x30 . 12"x12"
G3CL09MO Mosaico HCL 9

Stone Effect

PEZZI SPECIALI • SPECIAL PIECES • FORMTEILE • PIÈCES SPÉCIALES



7,5x60 . 3"x24"
BATTISCOPA
GOCL10B60 HCL 10



7x80 . 2⁶/₈"x32"
BATTISCOPA
GOCL10R80 HCL 10 Rett.



33x60 . 13"x24"
GRADONE LINEARE
G3CL10G HCL 10



33x80 . 13"x32"
GRADONE LINEARE
G3CL10RG HCL 10 Rett.



33x33 . 13"x13"
GRADONE ANGOLARE
G3CL10GA HCL 10
G3CL10RGA HCL 10 Rett.



7,5x60 . 3"x24"
BATTISCOPA
GOCL09B60 HCL 9



7x80 . 2⁶/₈"x32"
BATTISCOPA
GOCL09R80 HCL 9 Rett.



33x60 . 13"x24"
GRADONE LINEARE
G3CL09G HCL 9



33x80 . 13"x32"
GRADONE LINEARE
G3CL09RG HCL 9 Rett.



33x33 . 13"x13"
GRADONE ANGOLARE
G3CL09GA HCL 9
G3CL09RGA HCL 9 Rett.


Grigio



80x80 . 32"x32"
GTCL05RJ HCL 5 Rett.



40x80 . 16"x32"
GOCL05RJ HCL 5 Rett.



30x60 . 12"x24"
G8CL05MUF Fourmix HCL 5



30x60 . 12"x24"
G8CL05MUT Tredi HCL 5


Nero



80x80 . 32"x32"
GTCL08RJ HCL 8 Rett.



40x80 . 16"x32"
GOCL08RJ HCL 8 Rett.



30x60 . 12"x24"
G8CL08MUF Fourmix HCL 8



30x60 . 12"x24"
G8CL08MUT Tredi HCL 8

Stone Effect



60x60 . 24"x24"
G9CL05J HCL 5



30x60 . 12"x24"
G8CL05J HCL 5



30x60 . 12"x24"
G8CL05GRIJ HCL 5 Grip



30x30 . 12"x12"
G3CL05MO Mosaico HCL 5




60x60 . 24"x24"
G9CL08J HCL 8



30x60 . 12"x24"
G8CL08J HCL 8



30x60 . 12"x24"
G8CL08GRIJ HCL 8 Grip



30x30 . 12"x12"
G3CL08MO Mosaico HCL 8

Stone Effect

PEZZI SPECIALI • SPECIAL PIECES • FORMTEILE • PIÈCES SPÉCIALES



7,5x60 . 3"x24"
BATTISCOPA
GOCL05B60 HCL 5



7x80 . 2⁶/₈"x32"
BATTISCOPA
GOCL05R80 HCL 5 Rett.



33x60 . 13"x24"
GRADONE LINEARE
G3CL05G HCL 5



33x80 . 13"x32"
GRADONE LINEARE
G3CL05RG HCL 5 Rett.



33x33 . 13"x13"
GRADONE ANGOLARE
G3CL05GA HCL 5
G3CL05RGA HCL 5 Rett.



7,5x60 . 3"x24"
BATTISCOPA
GOCL08B60 HCL 8



7x80 . 2⁶/₈"x32"
BATTISCOPA
GOCL08R80 HCL 8 Rett.



33x60 . 13"x24"
GRADONE LINEARE
G3CL08G HCL 8



33x80 . 13"x32"
GRADONE LINEARE
G3CL08RG HCL 8 Rett.



33x33 . 13"x13"
GRADONE ANGOLARE
G3CL08GA HCL 8
G3CL08RGA HCL 8 Rett.



Rockstar

20x40 20x20



20x40 . 8"x16"



20x20 . 8"x8"



HIGH



8,5 mm



UN EN ISO 10545.12:
RESISTANT



UNI EN ISO 10545.13: GA
UNI EN ISO 10545.14: 5



DIN 51130: R12
DIN 51097: C
ANSI A326.3: 2017 Release 2019
(DCOF): $\geq 0,42$
BCRA: $>0,74$



HRT 1 Beige





HRT 5 Grigio



HRT 18 Porfido

Stone Effect

Sizes	Pieces					
		Mq.	Kg.	Boxes	Mq.	Kg.
20x40	15	1,20	21,12	45	54,00	970,40
20x20	29	1,16	20,04	45	52,20	940,00
20x40	stonemix	6	0,48	-	-	-
	star round	1	0,66	-	-	-
10x40	battiscopa	20	8,00 ml.	-	-	-
16,5x30	elemento a L monolitico	8	2,40 ml.	-	-	-
30x33	gradone lineare	6	-	-	-	-
33x33	gradone angolare	4	-	-	-	-



Stone Effect

Stone Effect

Beige



20x20 . 8"x8"

GFRT01J HRT 1



20x40 . 8"x16"

GGRT01J HRT 1

Grigio



20x20 . 8"x8"

GFRT05J HRT 5



20x40 . 8"x16"

GGRT05J HRT 5

Porfido



20x20 . 8"x8"

GFRT18J HRT 18



20x40 . 8"x16"

GGRT18J HRT 18



20x40 . 8"x16"

GGRT01MUS Stonemix HRT 1



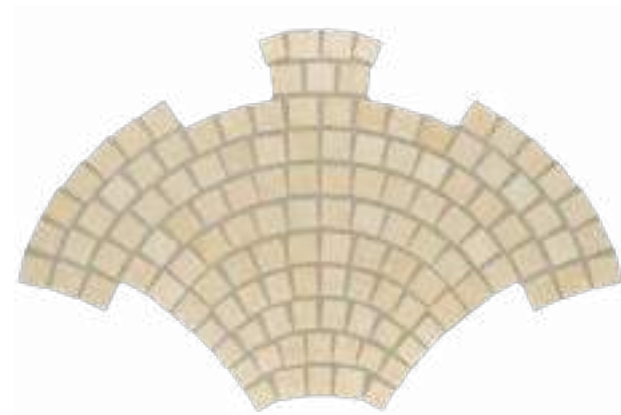
20x40 . 8"x16"

GGRT05MUS Stonemix HRT 5




20x40 . 8"x16"

GGRT18MUS Stonemix HRT 18



GGRT01STR Star Round HRT 1



GGRT05STR Star Round HRT 5



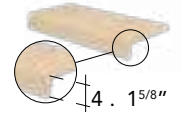
GGRT18STR Star Round HRT 18

PEZZI SPECIALI • SPECIAL PIECES • FORMTEILE • PIÈCES SPÉCIALES



10x40 . 4"x16"

BATTISCOPIA
GORT01B40 HRT 1



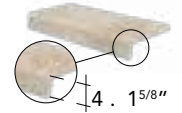
16,5x30 . 6 1/2"x12"

ELEMENTO A L MONOLITICO
G3RT01ELM HRT 1



10x40 . 4"x16"

BATTISCOPIA
GORT05B40 HRT 5



16,5x30 . 6 1/2"x12"

ELEMENTO A L MONOLITICO
G3RT05ELM HRT 5



30x33 . 12"x13"

GRADONE LINEARE MONOLITICO
G3RT01G HRT 1



33x33 . 13"x13"

GRADONE ANGOLARE MONOLITICO
G3RT01GA HRT 1



30x33 . 12"x13"

GRADONE LINEARE MONOLITICO
G3RT05G HRT 5



33x33 . 13"x13"

GRADONE ANGOLARE MONOLITICO
G3RT05GA HRT 5



10x40 . 4"x16"

BATTISCOPIA
GORT18B40 HRT 18



16,5x30 . 6 1/2"x12"

ELEMENTO A L MONOLITICO
G3RT18ELM HRT 18



30x33 . 12"x13"

GRADONE LINEARE MONOLITICO
G3RT18G HRT 18



33x33 . 13"x13"

GRADONE ANGOLARE MONOLITICO
G3RT18GA HRT 18

EFFETTO LEGNO

WOOD EFFECT / HOLZ-FARBEN / EFFET BOIS

- 262 Nabi_NB
- 280 Burma_BU
- 286 St. Regis_SR
- 294 Foreste d'Italia_FI
- 304 Monteverde_MN



Nabi

26,5x180 20x120




26,5x180 . 10³/₈"x71"



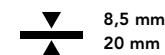
20x120 . 8"x48"

Gres porcellanato smaltato
Glazed porcelain stoneware
Glasiertes Feinsteinzeug
Grès cérame émaillé

Gruppo Bla UNI EN 14411_G



MODERATE



8,5 mm
20 mm



UN EN ISO 10545.12:
RESISTANT



UNI EN ISO 10545.13: GA
UNI EN ISO 10545.14: 5



DIN 51130: R9 - R11 (Grip)
DIN 51097: A - C (Grip)
ANSI A326.3: 2017 Release 2019
(DCOF): ≥0,42
BCRA: >0,40 - >0,74 (Grip)




Nabi²

HNB 205 | HNB 210 | HNB 207
HNB 203 | HNB 209

Disponibile nello Spessore 20 mm
Available in Thickness 20 mm
Erhältlich in 20 mm Staerke
Disponible Épaisseur 20 mm
40x120 . 16"x48"



OUTDOOR COLLECTIONS
CATALOGUE 2024 Pag. 130



NB 5 Neutral



NB 10 Natural



NB 7 Honey



NB 3 Taupe



NB 9 Brown

Wood Effect

Sizes	Pieces	Mq.		Boxes	Kg.	
		Mq.	Kg.		Mq.	Kg.
26,5x180 (Pallet 82x182 cm)	2	0,954	18,75	54	51,52	1042,29
20x120	5	1,20	22,60	48	57,60	1084,80
20x120 grip	5	1,20	22,60	48	57,60	1084,80
20x120 oasi	4	0,96	-	-	-	-
6,5x90 battiscopa	6	5,40 ml.	-	-	-	-
6,5x120 battiscopa	6	7,20 ml.	-	-	-	-
20x120 gradone lineare	2	-	-	-	-	-

Nabi

26,5x180 20x120

Wood Effect



Wood Effect

Nabi

26,5x180 20x120

Wood Effect



Pavimento/Floor: NB 10 Rett.

Wood Effect

Nabi

26,5x180 20x120

Wood Effect



Wood Effect

Wood Effect



Rivestimento/Wall: Oasi NB 5 Rett. - NB 5 Rett. | Pavimento/Floor: NB 5 Rett.



Rivestimento/Wall: Oasi NB 5 Rett. - NB 5 Rett.

Wood Effect

Wood Effect



Wood Effect



Wood Effect



Wood Effect

Neutral



26,5x180 . 10³/₈"x71"
24NB05R NB 5 Rett.



20x120 . 8"x48"
21NB05R NB 5 Rett.



20x120 . 8"x48"
21NB05GRIR NB 5 Grip Rett.



20x120 . 8"x48"
21NB05MO Oasi NB 5 Rett.*

* Si consiglia una fuga di 2 mm
A 2 mm joint is recommended
Es wird eine Fuge von 2 Mm empfohlen
On conseille une pose avec un joint de 2 mm

PEZZI SPECIALI • SPECIAL PIECES • FORMTEILE • PIÈCES SPÉCIALES



6,5x90 . 2¹/₂"x36"
BATTISCOPA
13NB05R90 NB 5 Rett.



6,5x120 . 2¹/₂"x48"
BATTISCOPA
13NB05R12 NB 5 Rett.



20x120 . 8"x48"
GRADONE LINEARE
21NB05RG NB 5 Rett.

Natural



26,5x180 . 10³/₈"x71"
24NB10R NB 10 Rett.



20x120 . 8"x48"
21NB10R NB 10 Rett.



20x120 . 8"x48"
21NB10GRIR NB 10 Grip Rett.



20x120 . 8"x48"
21NB10MO Oasi NB 10 Rett.*

Honey




26,5x180 . 10³/₈"x71"
24NB07R NB 7 Rett.



20x120 . 8"x48"
21NB07R NB 7 Rett.



20x120 . 8"x48"
21NB07GRIR NB 7 Grip Rett.



20x120 . 8"x48"
21NB07MO Oasi NB 7 Rett.*

* Si consiglia una fuga di 2 mm
A 2 mm joint is recommended
Es wird eine Fuge von 2 Mm empfohlen
On conseille une pose avec un joint de 2 mm

PEZZI SPECIALI • SPECIAL PIECES • FORMTEILE • PIÈCES SPÉCIALES



6,5x90 . 2¹/₂"x36"
BATTISCOPIA
13NB10R90 NB 10 Rett.



6,5x120 . 2¹/₂"x48"
BATTISCOPIA
13NB10R12 NB 10 Rett.



20x120 . 8"x48"
GRADONE LINEARE
21NB10RG NB 10 Rett.



6,5x90 . 2¹/₂"x36"
BATTISCOPIA
13NB07R90 NB 7 Rett.



6,5x120 . 2¹/₂"x48"
BATTISCOPIA
13NB07R12 NB 7 Rett.



20x120 . 8"x48"
GRADONE LINEARE
21NB07RG NB 7 Rett.

Taupe




26,5x180 . 10^{3/8}"x71"
24NB03R NB 3 Rett.



20x120 . 8"x48"
21NB03R NB 3 Rett.



20x120 . 8"x48"
21NB03GRIR NB 3 Grip Rett.



20x120 . 8"x48"
21NB03MO Oasi NB 3 Rett.*

Brown



26,5x180 . 10^{3/8}"x71"
24NB09R NB 9 Rett.



20x120 . 8"x48"
21NB09R NB 9 Rett.



20x120 . 8"x48"
21NB09GRIR NB 9 Grip Rett.



20x120 . 8"x48"
21NB09MO Oasi NB 9 Rett.*

Wood Effect

Wood Effect

* Si consiglia una fuga di 2 mm
A 2 mm joint is recommended
Es wird eine Fuge von 2 Mm empfohlen
On conseille une pose avec un joint de 2 mm

PEZZI SPECIALI • SPECIAL PIECES • FORMTEILE • PIÈCES SPÉCIALES



6,5x90 . 2^{1/2}"x36"
BATTISCOPA
13NB03R90 NB 3 Rett.



6,5x120 . 2^{1/2}"x48"
BATTISCOPA
13NB03R12 NB 3 Rett.



20x120 . 8"x48"
GRADONE LINEARE
21NB03RG NB 3 Rett.



6,5x90 . 2^{1/2}"x36"
BATTISCOPA
13NB09R90 NB 9 Rett.



6,5x120 . 2^{1/2}"x48"
BATTISCOPA
13NB09R12 NB 9 Rett.




20x120 . 8"x48"
GRADONE LINEARE
21NB09RG NB 9 Rett.

PEZZI SPECIALI • SPECIAL PIECES • FORMTEILE • PIÈCES SPÉCIALES



Burma

20x120

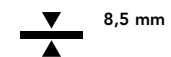


20x120 . 8"x48"

Gres porcellanato smaltato
 Glazed porcelain stoneware
 Grès cérame émaillé
 Glasiertes Feinsteinzeug
 Gruppo Bla UNI EN 14411_G



MODERATE



8,5 mm




UN EN ISO 10545.12:
 RESISTANT




UNI EN ISO 10545.13: GA
 UNI EN ISO 10545.14: 5




DIN 51130: R9 - R12 (Grip)
 DIN 51097: A - C (Grip)
 ANSI A326.3: 2017 Release 2019
 (DCOF): $\geq 0,42$
 BCRA: $>0,40$ - $>0,74$ (Grip)



BU 1 Beige



BU 6 Mogano





BU 9 Marrone



BU 5 Grigio

Wood Effect

Sizes	Pieces					
		Mq.	Kg.	Boxes	Mq.	Kg.
20x120	5	1,20	23,58	48	57,60	1151,84
20x120 grip	5	1,20	23,58	48	57,60	1151,84
6,5x120 battiscopa	6	7,20 ml.	-	-	-	-
20x120 gradone lineare	4	-	-	-	-	-

Burma

20x120

Wood Effect



Pavimento/Floor Indoor: BU 5 Rett. | Pavimento/Floor Outdoor: BG 5 Grip Rett. | Fioriera/Flower Pot: Timeline HTL 5 Rett.



Pavimento/Floor: BU 9 Rett. - BG 9 Grip Rett. | Rivestimento/Wall: BU 9 Rett. - Timeline HTL 11 Rett. | Top/Counter Top: Timeline HTL 11 Rett.

Wood Effect

Burma

20x120

Beige



20x120 . 8"x48"
21BU01R BU 1 Rett.



20x120 . 8"x48"
21BG01R BG 1 Grip Rett.

Mogano



20x120 . 8"x48"
21BU06R BU 6 Rett.



20x120 . 8"x48"
21BG06R BG 6 Grip Rett.

Marrone



20x120 . 8"x48"
21BU09R BU 9 Rett.



20x120 . 8"x48"
21BG09R BG 9 Grip Rett.

Grigio



20x120 . 8"x48"
21BU05R BU 5 Rett.



20x120 . 8"x48"
21BG05R BG 5 Grip Rett.

Wood Effect

Wood Effect

PEZZI SPECIALI • SPECIAL PIECES • FORMTEILE • PIÈCES SPÉCIALES



6,5x120 . 2¹/₂"x48"
BATTISCOPA
13BU01B12 BU 1 Rett.



20x120 . 8"x48"
GRADONE LINEARE
21BU01RG BU 1 Rett.



6,5x120 . 2¹/₂"x48"
BATTISCOPA
13BU06B12 BU 6 Rett.



20x120 . 8"x48"
GRADONE LINEARE
21BU06RG BU 6 Rett.

PEZZI SPECIALI • SPECIAL PIECES • FORMTEILE • PIÈCES SPÉCIALES



6,5x120 . 2¹/₂"x48"
BATTISCOPA
13BU09B12 BU 9 Rett.



20x120 . 8"x48"
GRADONE LINEARE
21BU09RG BU 9 Rett.



6,5x120 . 2¹/₂"x48"
BATTISCOPA
13BU05B12 BU 5 Rett.




20x120 . 8"x48"
GRADONE LINEARE
21BU05RG BU 5 Rett.



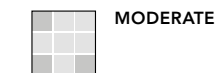
St. Regis

20x120



20x120 . 8"x48"

Gres porcellanato smaltato
 Glazed porcelain stoneware
 Grès cérame émaillé
 Glasiertes Feinsteinzeug
 Gruppo Bla UNI EN 14411_G



MODERATE



8,5 mm



UN EN ISO 10545.12:
RESISTANT



UNI EN ISO 10545.13: **GA**
 UNI EN ISO 10545.14: **5**



DIN 51130: **R9**
 DIN 51097: **B**
 ANSI A326.3: 2017 Release 2019
 (DCOF): **≥0,42**
 BCRA: **>0,40**



SR 10 Bianco



SR 11 Giallo Dorato



SR 1 Beige



SR 9 Noce

Sizes	Pieces					
		Mq.	Kg.	Boxes	Mq.	Kg.
20x120	5	1,20	23,58	48	57,60	1151,84
20x120 bora bora	5	1,20	23,58	48	57,60	1151,84
30x30 mosaico	6 (3+3)	0,54	-	-	-	-
6,5x120 battiscopa	6	7,20 ml.	-	-	-	-
20x120 gradone lineare	4	-	-	-	-	-

Wood Effect



Wood Effect



Wood Effect



Rivestimento/Wall: Bora Bora SR 11 Rett. | Pavimento/Floor: SR 11 Rett.



Rivestimento/Wall: Lavaredo Framework HLA 5 Rett. - SR 11 Rett. | Panche/Seats: Lavaredo HLA 5 Rett.
Pavimento/Floor: Lavaredo HLA 5 Rett. | DEL CONCA HOUSE_Tulip HTL 5 Rett.

Wood Effect

Bianco



20x120 . 8"x48"
21SR10RJ SR 10 Rett.



20x120 . 8"x48"
21SR10BBJ Bora Bora SR 10 Rett.

Giallo Dorato



20x120 . 8"x48"
21SR11RJ SR 11 Rett.



20x120 . 8"x48"
21SR11BBJ Bora Bora SR 11 Rett.

Beige



20x120 . 8"x48"
21SR01RJ SR 1 Rett.



20x120 . 8"x48"
21SR01BBJ Bora Bora SR 1 Rett.

Noce



20x120 . 8"x48"
21SR09RJ SR 9 Rett.



20x120 . 8"x48"
21SR09BBJ Bora Bora SR 9 Rett.

Wood Effect

Wood Effect



30x30 . 12"x 12"
32SR10MO Mosaico SR 10



30x30 . 12"x 12"
32SR11MO Mosaico SR 11



30x30 . 12"x 12"
32SR01MO Mosaico SR 1



30x30 . 12"x 12"
32SR09MO Mosaico SR 9

PEZZI SPECIALI • SPECIAL PIECES • FORMTEILE • PIÈCES SPÉCIALES



6,5x120 . 2^{1/2}"x48"
BATTISCOPA
13SR10R12 SR 10 Rett.



20x120 . 8"x48"
GRADONE LINEARE
21SR10RG SR 10 Rett.



6,5x120 . 2^{1/2}"x48"
BATTISCOPA
13SR11R12 SR 11 Rett.



20x120 . 8"x48"
GRADONE LINEARE
21SR11RG SR 11 Rett.

PEZZI SPECIALI • SPECIAL PIECES • FORMTEILE • PIÈCES SPÉCIALES



6,5x120 . 2^{1/2}"x48"
BATTISCOPA
13SR01R12 SR 1 Rett.



20x120 . 8"x48"
GRADONE LINEARE
21SR01RG SR 1 Rett.



6,5x120 . 2^{1/2}"x48"
BATTISCOPA
13SR09R12 SR 9 Rett.




20x120 . 8"x48"
GRADONE LINEARE
21SR09RG SR 9 Rett.

30x120 20x120 20x80



30x120 . 12"x48"



20x120 . 8"x48"




20x80 . 8"x32"



FI 10 Bianco



FI 1 Beige



FI 9 Noce

Gres porcellanato smaltato
 Glazed porcelain stoneware
 Grès cérame émaillé
 Glasiertes Feinsteinzeug

Gruppo Bla UNI EN 14411_G



HIGH



8,5 mm



UN EN ISO 10545.12:
RESISTANT





UNI EN ISO 10545.13: GA
UNI EN ISO 10545.14: 5



DIN 51130: R9 - R12 (Grip)
DIN 51097: B - C (Grip)
ANSI A326.3: 2017 Release 2019
(DCOF): $\geq 0,42$



BCRA: $>0,40$ - $>0,74$ (Grip)

Sizes	Pieces					
		Mq.	Kg.	Boxes	Mq.	Kg.
30x120	3	1,08	21,22	54	58,32	1165,99
20x120	5	1,20	23,58	48	57,60	1151,84
20x80	8	1,28	25,15	42	53,76	1076,38
20x32	mosaico / foliage mix	6	0,384	-	-	-
10x80	battiscopa	10	8,00 ml.	-	-	-
7x120	battiscopa	6	7,20 ml.	-	-	-
20x80	gradone lineare grip	4	-	-	-	-
20x120	gradone lineare	1	-	-	-	-



Wood Effect

Wood Effect



Wood Effect

Wood Effect

Bianco



30x120 . 12"x48"
31FI10RJ FI 10 Rett.



20x120 . 8"x48"
21FI10R85 FI 10 Rett.



20x80 . 8"x32"
27FI10J FI 10




20x80 . 8"x32"
27FG10J FG 10 Grip



20x80 . 8"x32"
27FI10FOJ Foliage FI 10

- Soggetti assortiti
- Different designs
- Motive sortiert
- Sujets assortis



20x32 . 8"x 12^{5/8}"
27FI10MO Mosaico FI 10



20x32 . 8"x 12^{5/8}"
27FIFOMIX Foliage Mix

PEZZI SPECIALI • SPECIAL PIECES • FORMTEILE • PIÈCES SPÉCIALES



10x80 . 4"x32"
BATTISCOPA
13FI10B80 FI 10



7x120 . 2^{3/4}"x48"
BATTISCOPA
13FI10B12 FI 10



20x80 . 8"x32"
GRADONE LINEARE
27FG10G FG 10 Grip



20x120 . 8"x48"
GRADONE LINEARE
21FI10G FI 10
21FI10RG FI 10 Rett.

Beige



30x120 . 12"x48"
31FI01RJ FI 1 Rett.



20x120 . 8"x48"
21FI01R85 FI 1 Rett.



20x80 . 8"x32"
27FI01J FI 1




20x80 . 8"x32"
27FG01J FG 1 Grip




20x80 . 8"x32"
27FI01FOJ Foliage FI 1

- Soggetti assortiti
- Different designs
- Motive sortiert
- Sujets assortis



20x32 . 8"x 12^{5/8}"
27FI01MO Mosaico FI 1



20x32 . 8"x 12^{5/8}"
27FIFOMIX Foliage Mix

PEZZI SPECIALI • SPECIAL PIECES • FORMTEILE • PIÈCES SPÉCIALES



10x80 . 4"x32"
BATTISCOPA
13FI01B80 FI 1



7x120 . 2^{3/4}"x48"
BATTISCOPA
13FI01B12 FI 1



20x80 . 8"x32"
GRADONE LINEARE
27FG01G FG 1 Grip



20x120 . 8"x48"
GRADONE LINEARE
21FI01G FI 1
21FI01RG FI 1 Rett.




Wood Effect

Wood Effect

Noce



30x120 . 12"x48"
31FI09RJ FI 9 Rett.



20x120 . 8"x48"
21FI09R85 FI 9 Rett.



20x80 . 8"x32"
27FI09J FI 9




20x80 . 8"x32"
27FG09J FG 9 Grip




20x80 . 8"x32"
27FI09FOJ Foliage FI 9

- Soggetti assortiti
- Different designs
- Motive sortiert
- Sujets assortis



20x32 . 8" x 12^{5/8}"
27FI09MO Mosaico FI 9



20x32 . 8" x 12^{5/8}"
27FIFOMIX Foliage Mix

PEZZI SPECIALI • SPECIAL PIECES • FORMTEILE • PIÈCES SPÉCIALES



10x80 . 4"x32"
BATTISCOPA
13FI09B80 FI 9



7x120 . 2^{3/4}"x48"
BATTISCOPA
13FI09B12 FI 9



20x80 . 8"x32"
GRADONE LINEARE
27FG09G FG 9 Grip



20x120 . 8"x48"
GRADONE LINEARE
21FI09G FI 9
21FI09RG FI 9 Rett.



Monteverde

16,5x100 20x80



16,5x100 . 61/2"x40"



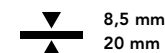
20x80 . 8"x32"

Gres porcellanato smaltato
 Glazed porcelain stoneware
 Grès cérame émaillé
 Glasiertes feinsteinzeug

Gruppo Bla UNI EN 14411_G



HIGH



8,5 mm
20 mm



UN EN ISO 10545.12:
RESISTANT



UNI EN ISO 10545.13: GA
UNI EN ISO 10545.14: 5



DIN 51130: R9 - R12 (Grip)
DIN 51097: B - C (Grip)
ANSI A326.3: 2017 Release 2019
(DCOF): $\geq 0,42$
BCRA: $>0,40$ - $>0,74$ (Grip)



Monteverde 2

HMN 201 | HMN 205 | HMN 209
 Disponibile nello Spessore 20 mm
 Available in Thickness 20 mm
 Erhältlich in 20 mm Stärke
 Disponible en Épaisseur 20 mm
 40x120 . 16"x48"



OUTDOOR COLLECTIONS
 CATALOGUE 2024 Pag. 134




MN 10 Bianco



MN 1 Beige



MN 5 Grigio



MN 9 Noce

Sizes	Pieces	Kg.		Boxes		
		Mq.	Kg.	Mq.	Mq.	Kg.
16,5x100 (Pallet 103x123 cm)	7	1,155	22,70	54	62,37	1245,57
20x80	8	1,28	25,15	42	53,76	1076,38
30x30 mosaico	6	0,54	-	-	-	-
6,5x80 battiscopa	10	8,00 ml.	-	-	-	-
8x100 battiscopa	6	6,00 ml.	-	-	-	-
20x80 gradone lineare	4	-	-	-	-	-
16,5x100 gradone lineare	4	-	-	-	-	-

Monteverde

16,5x100 20x80

Wood Effect



Wood Effect

Monteverde

16,5x100 20x80



Wood Effect

Wood Effect

Monteverde

16,5x100 20x80

Bianco



16,5x100 . 6 1/2"x40"
16MN10J MN 10

20x80 . 8"x32"
27MN10J MN 10

Beige



16,5x100 . 6 1/2"x40"
16MN01J MN 1

16,5x100 . 6 1/2"x40"
16MG01J MG 1 Grip

20x80 . 8"x32"
27MN01J MN 1

Grigio



16,5x100 . 6 1/2"x40"
16MN05J MN 5

16,5x100 . 6 1/2"x40"
16MG05J MG 5 Grip

20x80 . 8"x32"
27MN05J MN 5

Noce




16,5x100 . 6 1/2"x40"
16MN09J MN 9

16,5x100 . 6 1/2"x40"
16MG09J MG 9 Grip


20x80 . 8"x32"
27MN09J MN 9

Wood Effect


Wood Effect




30x30 . 12"x12"
32MN10MO Mosaico MN 10



30x30 . 12"x12"
32MN01MO Mosaico MN 1



30x30 . 12"x12"
32MN05MO Mosaico MN 5



30x30 . 12"x12"
32MN09MO Mosaico MN 9

PEZZI SPECIALI • SPECIAL PIECES • FORMTEILE • PIÈCES SPÉCIALES



6,5x80 . 2 1/2"x32"
BATTISCOPIA
13MN10B80 MN 10



8x100 . 3 1/8"x40"
BATTISCOPIA
13MN10B00 MN 10



6,5x80 . 2 1/2"x32"
BATTISCOPIA
13MN01B80 MN 1



8x100 . 3 1/8"x40"
BATTISCOPIA
13MN01B00 MN 1



6,5x80 . 2 1/2"x32"
BATTISCOPIA
13MN05B80 MN 5



8x100 . 3 1/8"x40"
BATTISCOPIA
13MN05B00 MN 5



6,5x80 . 2 1/2"x32"
BATTISCOPIA
13MN09B80 MN 9



8x100 . 3 1/8"x40"
BATTISCOPIA
13MN09B00 MN 9



20x80 . 8"x32"
GRADONE LINEARE
27MN10G MN 10



16,5x100 . 6 1/2"x40"
GRADONE LINEARE
16MN10G MN 10



20x80 . 8"x32"
GRADONE LINEARE
27MN01G MN 1



16,5x100 . 6 1/2"x40"
GRADONE LINEARE
16MN01G MN 1



20x80 . 8"x32"
GRADONE LINEARE
27MN05G MN 5



16,5x100 . 6 1/2"x40"
GRADONE LINEARE
16MN05G MN 5



20x80 . 8"x32"
GRADONE LINEARE
27MN09G MN 9



16,5x100 . 6 1/2"x40"
GRADONE LINEARE
16MN09G MN 9

EFFETTO CEMENTO

CONCRETE EFFECT / ZEMENT-FARBEN / EFFET BÉTON

314 Deco Studio_HDS

326 Timeline_HTL



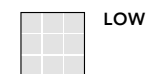
Deco Studio

120x260 60x120

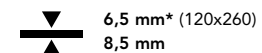
[INDEX](#) [TECHNICAL CHARACTERISTICS](#) [CATALOGUE](#)

HDS

Gres porcellanato a tutta massa
Through-body porcelain tile
Durchgefärbtes feinsteinzeug
Le grès cérame pleine masse
Gruppo Bla UNI EN 14411_G



LOW



6,5 mm* (120x260)
8,5 mm



UN EN ISO 10545.12:
RESISTANT



UNI EN ISO 10545.13: **GA**
UNI EN ISO 10545.14: **5**



EN 16165
Annex B: **R10**




EN 16165
Annex A: **B**
ANSI A326.3:2022
(DCOF): **≥0,42**
BCRA: **>0,40**



JUNGLE



WILDFLOWERS



BUTTERCUP



BOTANICAL*
(*see pg. 354)



DAMASCUS



SEVENTY-NINE*
(*see pg. 356)

Sizes		Pieces	Mq.	Kg.	Tare Size	Dimension
120x260*	cassa light	7	21,84	408,00	45	284x135xh.21
120x260*	cassa	22	68,64	1233,00	86	284x135xh.34
120x260*	cavalletto heavy	44	137,28	2425,00	131	270x75xh.161

Sizes	Pieces	Mq.	Kg.	Boxes	Mq.	Kg.
60x120	2	1,44	28,30	32	46,08	925,47

Concrete Effect

Concrete Effect



Concrete Effect

Deco Studio

120x260 60x120

Concrete Effect



Concrete Effect

Deco Studio

120x260 60x120

Concrete Effect



Concrete Effect

Concrete Effect



Concrete Effect



GRAPHICS 60x120

Jungle



60x120 . 24"x48"
GCDSJUNGLER HDS Jungle Rett.



5 Facce / Design 60x120 . 24"x48"

Prodotto con 5 diverse grafiche confezionate in modo casuale. Si consiglia una posa "random" delle diverse facce.

Produced with 5 different patterns, packaged at random. We recommend a random installation of the different pattern.

Hergestellt in 5 verschiedenen Mustern, die nach dem Zufallsprinzip verpackt werden. Eine zufällige Verlegung der verschiedene Grafik Oberflächen wird empfohlen.

Produit offrant 5 graphismes emballés de façon aléatoire. Nous conseillons une pose aléatoire des différentes faces.

GRAPHICS 60x120

Damascus



60x120 . 24"x48"
GCDSDAMASCR HDS Damascus Rett.

Prodotto con 3 diverse grafiche confezionate in modo casuale. Si consiglia la posa del decoro in verticale. Per garantire l'incastro della grafica, mantenere il disegno sempre nello stesso verso. Eventuali imperfezioni sono il frutto di lavorazioni che mirano a restituire il sapore artigianale.

Produced with 3 different patterns, packaged at random. The decor should be installed vertically. To ensure continuity of patterning, the design must always be placed running in the same direction. Any flaws are the result of processes intended to create a hand-crafted impression.

Hergestellt in 3 verschiedenen Mustern, die nach dem Zufallsprinzip verpackt werden. Wir empfehlen eine vertikale Verlegung des Dekors. Um zu gewährleisten, dass die Grafik fortlaufend verläuft, muss das Muster immer die gleiche Ausrichtung haben. Eventuelle Unvollkommenheiten sind das Ergebnis von Bearbeitungsverfahren, die das kunsthandwerkliche Flair verleihen sollen.

Produit offrant 3 graphismes emballés de façon aléatoire. La pose verticale du décor est recommandée. Pour assurer l'emboîtement des graphismes, orientez toujours le dessin dans le même sens. Les imperfections sont le fruit de façonnages destinés à rendre l'esprit artisanal.



60x120 . 24"x48"
GCDSBUTTERR HDS Buttercup Rett.

Si consiglia di mantenere sempre lo stesso verso grafico della posa. The graphic design should always be installed running in the same direction. Wir empfehlen, bei der Verlegung immer die gleiche Ausrichtung der Grafik beizubehalten. Il est conseillé de maintenir dans tous les cas le même sens des graphismes lors de la pose.



3 Facce / Design 60x120 . 24"x48"



60x120 . 24"x48"
GCDSWILDFLR HDS Wildflowers Rett.

Si consiglia di mantenere sempre lo stesso verso grafico della posa. The graphic design should always be installed running in the same direction. Wir empfehlen, bei der Verlegung immer die gleiche Ausrichtung der Grafik beizubehalten. Il est conseillé de maintenir dans tous les cas le même sens des graphismes lors de la pose.

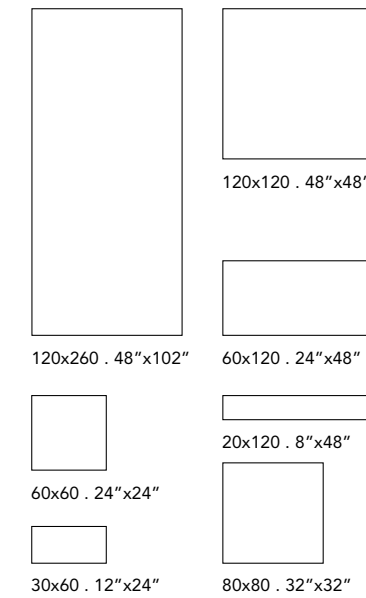


Timeline


[INDEX](#)
[TECHNICAL CHARACTERISTICS](#)
[VIDEO](#)
[CATALOGUE](#)



120x260 120x120 60x120 20x120 80x80 60x60 30x60



Gres porcellanato a tutta massa
 Through-body porcelain tile
 Durchgefärbtes feinsteinzeug
 Le grès cérame pleine masse
 Gruppo Bla UNI EN 14411_G



6,5 mm* (120x260)
 8,5 mm
 20 mm

UN EN ISO 10545.12:
RESISTANT

UNI EN ISO 10545.13: GA
 UNI EN ISO 10545.14: 5

DIN 51130: R10 - R12 (Grip)
 DIN 51097: B - C (Grip)
 ANSI A326.3:2017 Release 2019
 (DCOF): ≥0,42
 BCRA: >0,40



Timeline 2

HTL 210 | HTL 211 | HTL 209 | HTL 205
 Disponibile nello Spessore 20 mm
 Available in Thickness 20 mm
 Erhältlich in 20 mm Stärke
 Disponible en Épaisseur 20 mm
 60x120 . 24"x48"
 60x60 . 24"x24"




OUTDOOR COLLECTIONS
 CATALOGUE 2024 Pag. 144



HTL 10 White HTL 11 Beige HTL 9 Taupe HTL 5 Grey



HTL 7 Sun HTL 6 Canyon HTL 2 Nightfall



BOTANICAL SEVENTY-NINE

Sizes		Pieces	Mq.	Kg.	Tare Size	Dimension
120x260*	cassa light	7	21,84	408,00	45	284x135xh.21
120x260*	cassa	22	68,64	1233,00	86	284x135xh.34
120x260*	cavalletto heavy	44	137,28	2425,00	131	270x75xh.161

Sizes		Pieces	Mq.	Kg.	Boxes	Mq.	Kg.
120x120 (Pallet 122x122 cm)		1	1,44	28,30	38	54,72	1105,25
60x120		2	1,44	28,30	32	46,08	925,47
20x120		5	1,20	23,58	48	57,60	1151,84
80x80		2	1,28	25,15	44	56,32	1126,69
60x60		4	1,44	25,00	40	57,60	1020,00
30x60		7	1,26	24,76	40	50,40	1010,36
30x30	mosaico	6	0,54	-	-	-	-
30x30	blind	6	0,54	-	-	-	-
30x34	esagoni	6	0,612	-	-	-	-
30x60	muretto	4	0,72	-	-	-	-
7,5x60	battiscopa	14	8,40 ml.	-	-	-	-
7x80	battiscopa	10	8,00 ml.	-	-	-	-
7x120	battiscopa	6	7,20 ml.	-	-	-	-
33x60	gradone lineare	4	-	-	-	-	-
33x120	gradone lineare	2	-	-	-	-	-
33x33	gradone angolare	2	-	-	-	-	-
33x120	gradone angolare	2	-	-	-	-	-

Concrete Effect

Timeline

120x260 120x120 60x120 20x120 80x80 60x60 30x60

Concrete Effect



Concrete Effect



Timeline

120x260 120x120 60x120 20x120 80x80 60x60 30x60

Concrete Effect



Concrete Effect



Timeline

120x260 120x120 60x120 20x120 80x80 60x60 30x60

Concrete Effect



Concrete Effect

Timeline

120x260 120x120 60x120 20x120 80x80 60x60 30x60

Concrete Effect



Concrete Effect

Timeline

120x260 120x120 60x120 20x120 80x80 60x60 30x60

Concrete Effect



Concrete Effect

Rivestimento/Wall: Foreste d'Italia FI 9 | Pavimento/Floor: HTL 11 Rett.

Timeline

120x260 120x120 60x120 20x120 80x80 60x60 30x60

Concrete Effect



Concrete Effect



Timeline

120x260 120x120 60x120 20x120 80x80 60x60 30x60

White

Concrete Effect



120x260 . 48"x102"
LZTL10R HTL 10 Rett.*




60x120 . 24"x48"
GCTL10RJ HTL 10 Rett.



120x120 . 48"x48"
GRTL10RJ HTL 10 Rett.



80x80 . 32"x32"
GTTL10R HTL 10 Rett.



60x60 . 24"x24"
G9TL10RJ HTL 10 Rett.



60x60 . 24"x24"
G9TL10GRIJ HTL 10 Grip




30x60 . 12"x24"
G8TL10R HTL 10 Rett.



30x30 . 12"x12"
G3TL10MO Mosaico HTL 10



30x34 . 12"x13³/₈"
G3TL10ES Esagoni HTL 10



30x60 . 12"x24"
G8TL10MU Muretto HTL 10

Concrete Effect

PEZZI SPECIALI • SPECIAL PIECES • FORMTEILE • PIÈCES SPÉCIALES



7,5x60 . 3"x24"
BATTISCOPA
G0TL10R60 HTL 10 Rett.



7x80 . 2³/₄"x32"
BATTISCOPA
G0TL10R80 HTL 10 Rett.



7x120 . 2³/₄"x48"
BATTISCOPA
G0TL10R12 HTL 10 Rett.



33x60 . 13"x24"
GRADONE LINEARE
G3TL10RG HTL 10 Rett.



33x33 . 13"x13"
GRADONE ANGOLARE
G3TL10RGD HTL 10 Rett. (R-DX)
G3TL10RGS HTL 10 Rett. (L-SX)



33x120 . 13"x48"
GRADONE LINEARE
G3TL10RG12 HTL 10 Rett.



33x120 . 13"x48"
GRADONE ANGOLARE
G3TL10RGD12 HTL 10 Rett. (R-DX)
G3TL10RGS12 HTL 10 Rett. (L-SX)

Timeline

120x260 120x120 60x120 20x120 80x80 60x60 30x60

Beige

Concrete Effect



120x260 . 48"x102"
LZTL11R HTL 11 Rett.*




60x120 . 24"x48"
GCTL11RJ HTL 11 Rett.



120x120 . 48"x48"
GRTL11RJ HTL 11 Rett.



80x80 . 32"x32"
GTTL11R HTL 11 Rett.



60x60 . 24"x24"
G9TL11RJ HTL 11 Rett.



60x60 . 24"x24"
G9TL11GRIJ HTL 11 Grip




30x60 . 12"x24"
G8TL11R HTL 11 Rett.



30x30 . 12"x12"
G3TL11MO Mosaico HTL 11



30x34 . 12"x13³/₈"
G3TL11ES Esagoni HTL 11



30x60 . 12"x24"
G8TL11MU Muretto HTL 11

Concrete Effect

PEZZI SPECIALI • SPECIAL PIECES • FORMTEILE • PIÈCES SPÉCIALES



7,5x60 . 3"x24"
BATTISCOPA
G0TL11R60 HTL 11 Rett.



7x80 . 2³/₄"x32"
BATTISCOPA
G0TL11R80 HTL 11 Rett.



7x120 . 2³/₄"x48"
BATTISCOPA
G0TL11R12 HTL 11 Rett.



33x60 . 13"x24"
GRADONE LINEARE
G3TL11RG HTL 11 Rett.



33x33 . 13"x13"
GRADONE ANGOLARE
G3TL11RGD HTL 11 Rett. (R-DX)
G3TL11RGS HTL 11 Rett. (L-SX)



33x120 . 13"x48"
GRADONE LINEARE
G3TL11RG12 HTL 11 Rett.



33x120 . 13"x48"
GRADONE ANGOLARE
G3TL11RGD12 HTL 11 Rett. (R-DX)
G3TL11RGS12 HTL 11 Rett. (L-SX)

Taupe

Concrete Effect



120x260 . 48"x102"
LZTL09R HTL 9 Rett.*



60x120 . 24"x48"
GCTL09RJ HTL 9 Rett.



120x120 . 48"x48"
GRTL09RJ HTL 9 Rett.



80x80 . 32"x32"
GTTL09R HTL 9 Rett.



60x60 . 24"x24"
G9TL09RJ HTL 9 Rett.



60x60 . 24"x24"
G9TL09GRIJ HTL 9 Grip



30x60 . 12"x24"
G8TL09R HTL 9 Rett.



30x30 . 12"x12"
G3TL09MO Mosaico HTL 9



30x34 . 12"x13^{3/8}"
G3TL09ES Esagoni HTL 9



30x60 . 12"x24"
G8TL09MU Muretto HTL 9

Concrete Effect

PEZZI SPECIALI • SPECIAL PIECES • FORMTEILE • PIÈCES SPÉCIALES



7,5x60 . 3"x24"
BATTISCOPA
G0TL09R60 HTL 9 Rett.



7x80 . 2^{3/4}"x32"
BATTISCOPA
G0TL09R80 HTL 9 Rett.



7x120 . 2^{3/4}"x48"
BATTISCOPA
G0TL09R12 HTL 9 Rett.



33x60 . 13"x24"
GRADONE LINEARE
G3TL09RG HTL 9 Rett.



33x33 . 13"x13"
GRADONE ANGOLARE
G3TL09RGD HTL 9 Rett. (R-DX)
G3TL09RGS HTL 9 Rett. (L-SX)



33x120 . 13"x48"
GRADONE LINEARE
G3TL09RG12 HTL 9 Rett.



33x120 . 13"x48"
GRADONE ANGOLARE
G3TL09RGD12 HTL 9 Rett. (R-DX)
G3TL09RGS12 HTL 9 Rett. (L-SX)

Timeline

120x260 120x120 60x120 20x120 80x80 60x60 30x60

Grey

Concrete Effect



120x260 . 48"x102"
LZTL05R HTL 5 Rett.*



60x120 . 24"x48"
GCTL05RJ HTL 5 Rett.



120x120 . 48"x48"
GRTL05RJ HTL 5 Rett.



80x80 . 32"x32"
GTTL05R HTL 5 Rett.



60x60 . 24"x24"
G9TL05RJ HTL 5 Rett.



60x60 . 24"x24"
G9TL05GRIJ HTL 5 Grip



30x60 . 12"x24"
G8TL05R HTL 5 Rett.



30x30 . 12"x12"
G3TL05MO Mosaico HTL 5



30x34 . 12"x13³/₈"
G3TL05ES Esagoni HTL 5



30x60 . 12"x24"
G8TL05MU Muretto HTL 5

Concrete Effect

PEZZI SPECIALI • SPECIAL PIECES • FORMTEILE • PIÈCES SPÉCIALES



7,5x60 . 3"x24"
BATTISCOPA
G0TL05R60 HTL 5 Rett.



7x80 . 2³/₄"x32"
BATTISCOPA
G0TL05R80 HTL 5 Rett.



7x120 . 2³/₄"x48"
BATTISCOPA
G0TL05R12 HTL 5 Rett.



33x60 . 13"x24"
GRADONE LINEARE
G3TL05RG HTL 5 Rett.



33x33 . 13"x13"
GRADONE ANGOLARE
G3TL05RGD HTL 5 Rett. (R-DX)
G3TL05RGS HTL 5 Rett. (L-SX)



33x120 . 13"x48"
GRADONE LINEARE
G3TL05RG12 HTL 5 Rett.



33x120 . 13"x48"
GRADONE ANGOLARE
G3TL05RGD12 HTL 5 Rett. (R-DX)
G3TL05RGS12 HTL 5 Rett. (L-SX)

Sun

Concrete Effect




120x260 . 48"x102"
LZTL07R HTL 7 Rett.*




60x120 . 24"x48"
GCTL07RJ HTL 7 Rett.



120x120 . 48"x48"
GRTL07RJ HTL 7 Rett.



80x80 . 32"x32"
GTTL07R HTL 7 Rett.



60x60 . 24"x24"
G9TL07RJ HTL 7 Rett.



30x60 . 12"x24"
G8TL07R HTL 7 Rett.



30x30 . 12"x12"
G3TL07MO Mosaico HTL 7



30x30 . 12"x12"
G3TL07BL Blind HTL 7



30x34 . 12"x13^{3/8}"
G3TL07ES Esagoni HTL 7

Concrete Effect

PEZZI SPECIALI • SPECIAL PIECES • FORMTEILE • PIÈCES SPÉCIALES



7,5x60 . 3"x24"
BATTISCOPA
G0TL07R60 HTL 7 Rett.



7x80 . 2^{3/4}"x32"
BATTISCOPA
G0TL07R80 HTL 7 Rett.



7x120 . 2^{3/4}"x48"
BATTISCOPA
G0TL07R12 HTL 7 Rett.



33x60 . 13"x24"
GRADONE LINEARE
G3TL07RG HTL 7 Rett.



33x33 . 13"x13"
GRADONE ANGOLARE
G3TL07RGD HTL 7 Rett. (R-DX)
G3TL07RGS HTL 7 Rett. (L-SX)



33x120 . 13"x48"
GRADONE LINEARE
G3TL07RG12 HTL 7 Rett.



33x120 . 13"x48"
GRADONE ANGOLARE
G3TL07RGD12 HTL 7 Rett. (R-DX)
G3TL07RGS12 HTL 7 Rett. (L-SX)

Timeline

120x260 120x120 60x120 20x120 80x80 60x60 30x60

Canyon

Concrete Effect



120x260 . 48"x102"
LZTL06R HTL 6 Rett.*



60x120 . 24"x48"
GCTL06RJ HTL 6 Rett.



120x120 . 48"x48"
GRTL06RJ HTL 6 Rett.



80x80 . 32"x32"
G TTL06R HTL 6 Rett.




60x60 . 24"x24"
G9TL06RJ HTL 6 Rett.



60x60 . 24"x24"
G9TL06GRIJ HTL 6 Grip



30x60 . 12"x24"
G8TL06R HTL 6 Rett.



30x30 . 12"x12"
G3TL06MO Mosaico HTL 6



30x30 . 12"x12"
G3TL06BL Blind HTL 6



30x34 . 12"x13^{3/8}"
G3TL06ES Esagoni HTL 6

Concrete Effect

PEZZI SPECIALI • SPECIAL PIECES • FORMTEILE • PIÈCES SPÉCIALES



7,5x60 . 3"x24"
BATTISCOPA
G0TL06R60 HTL 6 Rett.



7x80 . 2^{3/4}"x32"
BATTISCOPA
G0TL06R80 HTL 6 Rett.



7x120 . 2^{3/4}"x48"
BATTISCOPA
G0TL06R12 HTL 6 Rett.



33x60 . 13"x24"
GRADONE LINEARE
G3TL06RG HTL 6 Rett.



33x33 . 13"x13"
GRADONE ANGOLARE
G3TL06RGD HTL 6 Rett. (R-DX)
G3TL06RGS HTL 6 Rett. (L-SX)



33x120 . 13"x48"
GRADONE LINEARE
G3TL06RG12 HTL 6 Rett.



33x120 . 13"x48"
GRADONE ANGOLARE
G3TL06RGD12 HTL 6 Rett. (R-DX)
G3TL06RGS12 HTL 6 Rett. (L-SX)

Nightfall

Concrete Effect



120x260 . 48"x102"
LZTL02R HTL 2 Rett.*



60x120 . 24"x48"
GCTL02RJ HTL 2 Rett.



120x120 . 48"x48"
GRTL02RJ HTL 2 Rett.



80x80 . 32"x32"
GTTL02R HTL 2 Rett.



60x60 . 24"x24"
G9TL02RJ HTL 2 Rett.



30x60 . 12"x24"
G8TL02R HTL 2 Rett.



30x30 . 12"x12"
G3TL02MO Mosaico HTL 2



30x30 . 12"x12"
G3TL02BL Blind HTL 2



30x34 . 12"x13^{3/8}"
G3TL02ES Esagoni HTL 2

Concrete Effect

PEZZI SPECIALI • SPECIAL PIECES • FORMTEILE • PIÈCES SPÉCIALES



7,5x60 . 3"x24"
BATTISCOPA
G0TL02R60 HTL 2 Rett.



7x80 . 2^{3/4}"x32"
BATTISCOPA
G0TL02R80 HTL 2 Rett.



7x120 . 2^{3/4}"x48"
BATTISCOPA
G0TL02R12 HTL 2 Rett.



33x60 . 13"x24"
GRADONE LINEARE
G3TL02RG HTL 2 Rett.



33x33 . 13"x13"
GRADONE ANGOLARE
G3TL02RGD HTL 2 Rett. (R-DX)
G3TL02RGS HTL 2 Rett. (L-SX)



33x120 . 13"x48"
GRADONE LINEARE
G3TL02RG12 HTL 2 Rett.



33x120 . 13"x48"
GRADONE ANGOLARE
G3TL02RGD12 HTL 2 Rett. (R-DX)
G3TL02RGS12 HTL 2 Rett. (L-SX)

Botanical

Concrete Effect



120x260 . 48"x102"

LZTLBOTANR Botanical Rett.*



60x120 . 24"x48"

GCTLBOTANRJ Botanical Rett.

GRAPHICS 60x120

Botanical



8 Facce / Design 60x120 . 24"x48"

Concrete Effect

Prodotto con 8 diverse grafiche confezionate in modo casuale. Il decoro è abbinabile ai fondi Timeline 10 - 11 - 9 - 5 - 6 - 7 - 2. Si consiglia di posare la decorazione in senso orizzontale. Trattandosi di una decorazione artistica i colori sono soggetti a una leggera variazione cromatica.

Produced with 8 different patterns, packaged at random. The decor can be combined with the Timeline 10 - 11 - 9 - 5 - 6 - 7 - 2 plain tiles. Decorative motif tiles should be installed horizontal. This is an artistic decorative motif tile, and its colours may be subject to slight variation in shade.

Hergestellt in 8 verschiedenen Mustern, die nach dem Zufallsprinzip verpackt werden. Das Dekor ist auf die Grundfliesen von Timeline 10 - 11 - 9 - 5 - 6 - 7 - 2 abgestimmt. Es wird empfohlen, die Dekoration horizontal zu verlegen. Da es sich um eine Dekoration mit künstlerischer Anmutung handelt, ist eine leichte Farbabweichung möglich.

Produit offrant 8 graphismes emballés de façon aléatoire. Le décor peut s'associer aux fonds Timeline 10 - 11 - 9 - 5 - 6 - 7 - 2. Nous préconisons une pose à l'horizontale. Dans la mesure où il s'agit d'une décoration artistique, les couleurs présentent une légère variation chromatique.

Seventy-nine

Concrete Effect



120x260 . 48"x102"
LZTL79R Seventy-nine Rett.*



60x120 . 24"x48"
GCTL79RJ Seventy-nine Rett.



20x120 . 8"x48"
GLTL79RJ Seventy-nine Rett.

GRAPHICS 120x260

Seventy-nine



3 Facce / Design 120x260 . 48"x102"

Concrete Effect

Prodotto con 3 diverse grafiche confezionate in modo casuale. Il decoro è abbinabile ai fondi Timeline 10 - 11 - 9 - 5. Trattandosi di una decorazione artistica i colori sono soggetti a una leggera variazione cromatica.

Created with 3 different randomly packaged graphics. The decoration can be combined with the 10 - 11 - 9 - 5 Timeline bases. Being an artistic decoration, the colours may present a slight chromatic variation.

Hergestellt mit 3 verschiedenen Graphiken, die zufällig zusammen verpackt werden. Das Dekor passt zu den Bodenfliesen Timeline 10 - 11 - 9 - 5. Da es sich um ein künstliches Dekor handelt, unterliegen die Farben einer leichten Farbveränderung.

Produit avec 3 graphismes différents emballés au hasard. Le décor peut être combiné avec les fonds Timeline 10 - 11 - 9 - 5. Comme il s'agit d'un décor artistique, les couleurs sont sujettes à une légère variation chromatique.

EFFETTO METALLO

METAL EFFECT / METALL-FARBEN / EFFET METAL

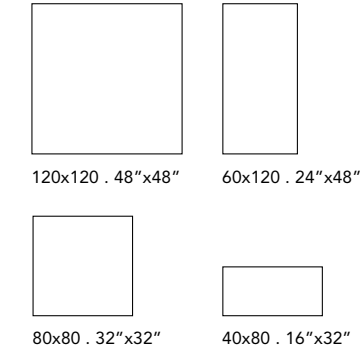
360 Alchimia_HLC

Alchimia

120x120 60x120 80x80 40x80

< INDEX TECHNICAL CHARACTERISTICS CATALOGUE


HLC



HLC 10 Bianco













HLC 5 Grigio



HLC 9 Moka



HLC 8 Nero

-  **RANDOM**
-  **8,5 mm**
-  **UN EN ISO 10545.12: RESISTANT**
-  **UNI EN ISO 10545.13: GA**
-  **UNI EN ISO 10545.14: 5**
-  **DIN 51130: R9**
-  **DIN 51097: A**
-  **ANSI A326.3: 2017 Release 2019**
-  **(DCOF): ≥0,42**
-  **BCRA: >0,40**



Sizes	Pieces	Mq.	Kg.	Boxes	Mq.	Kg.
120x120 (Pallet 122x122 cm)	1	1,44	28,30	38	54,72	1105,25
120x120 decoro	1	1,44	28,30	38	54,72	1105,25
60x120	2	1,44	28,30	32	46,08	925,47
60x120 decoro	2	1,44	28,30	32	46,08	925,47
80x80	2	1,28	25,15	44	56,32	1126,69
40x80	3	0,96	18,86	28	26,88	548,19
2x120 listello	6	-	-	-	-	-
30x30 mosaico	6	0,54	-	-	-	-
40x60 muretto	4	0,96	-	-	-	-
7x80 battiscopa	10	8,00 ml.	-	-	-	-
7x120 battiscopa	6	7,20 ml.	-	-	-	-
33x120 gradone lineare	1	-	-	-	-	-
33x33 gradone angolare	2	-	-	-	-	-

Metal Effect

Alchimia

120x120 60x120 80x80 40x80

Metal Effect



Pavimento/Floor: HLC 8 Rett.

Metal Effect



Rivestimento/Wall: HLC 9 Rett. | Pavimento/Floor: HLC 9 Rett.

Metal Effect



Metal Effect

Alchimia

120x120 60x120 80x80 40x80



Metal Effect

Metal Effect

Bianco

Metal Effect



120x120 . 48"x48"
GRLC10RJ HLC 10 Rett.



60x120 . 24"x48"
GCLC10RJ HLC 10 Rett.



30x30 . 12"x12"
G3LC10MO Mosaico HLC 10



80x80 . 32"x32"
GTLC10RJ HLC 10 Rett.




40x80 . 16"x32"
GOLC10RJ HLC 10 Rett.



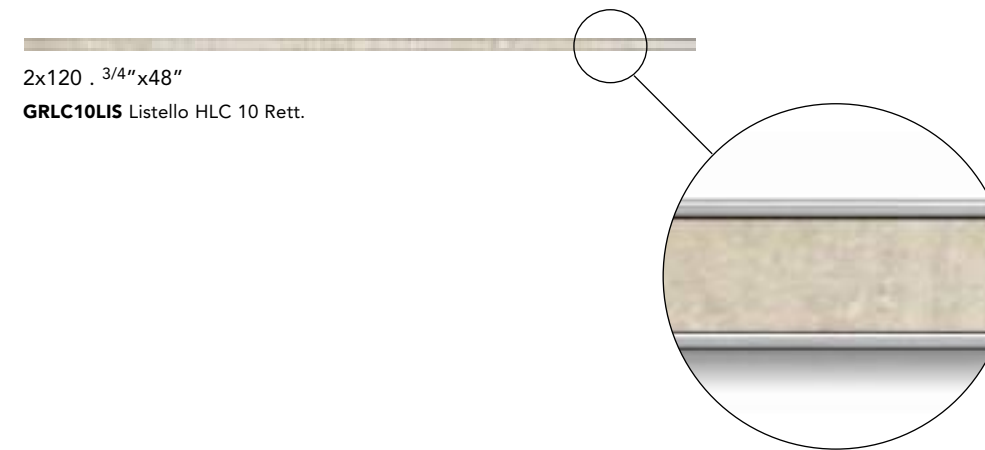
40x60 . 16"x24"
G8LC10MU Muretto HLC 10



120x120 . 48"x48"
GRLC10DECJ Decoro HLC 10 Rett.



60x120 . 24"x48"
GCLC10DECJ Decoro HLC 10 Rett.



2x120 . 3/4"x48"
GRLC10LIS Listello HLC 10 Rett.

Metal Effect

PEZZI SPECIALI • SPECIAL PIECES • FORMTEILE • PIÈCES SPÉCIALES



7x80 . 2³/₄"x32"
BATTISCOPA
GOLC10R80 HLC 10 Rett.



7x120 . 2³/₄"x48"
BATTISCOPA
GOLC10R12 HLC 10 Rett.



33x120 . 13"x48"
GRADONE LINEARE
G3LC10RG12 HLC 10 Rett.



33x33 . 13"x13"
GRADONE ANGOLARE
G3LC10RGA HLC 10 Rett.

Grigio

Metal Effect



120x120 . 48"x48"
GRLC05RJ HLC 5 Rett.




60x120 . 24"x48"
GCLC05RJ HLC 5 Rett.



30x30 . 12"x12"
G3LC05MO Mosaico HLC 5



80x80 . 32"x32"
GTLC05RJ HLC 5 Rett.



40x80 . 16"x32"
GOLC05RJ HLC 5 Rett.



40x60 . 16"x24"
G8LC05MU Muretto HLC 5

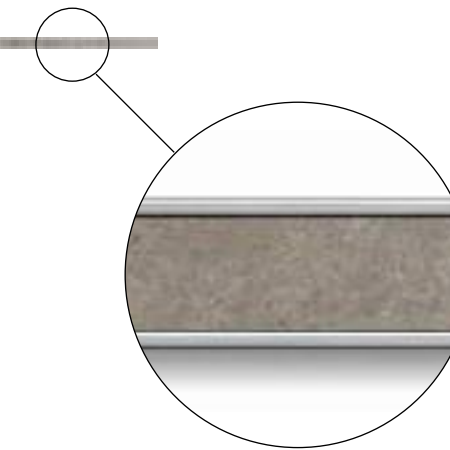


120x120 . 48"x48"
GRLC05DECJ Decoro HLC 5 Rett.



60x120 . 24"x48"
GCLC05DECJ Decoro HLC 5 Rett.

2x120 . 3/4"x48"
GRLC05LIS Listello HLC 5 Rett.



Metal Effect

PEZZI SPECIALI • SPECIAL PIECES • FORMTEILE • PIÈCES SPÉCIALES



7x80 . 2³/₄"x32"
BATTISCOPA
GOLC05R80 HLC 5 Rett.



7x120 . 2³/₄"x48"
BATTISCOPA
GOLC05R12 HLC 5 Rett.



33x120 . 13"x48"
GRADONE LINEARE
G3LC05RG12 HLC 5 Rett.



33x33 . 13"x13"
GRADONE ANGOLARE
G3LC05RGA HLC 5 Rett.

Moka

Metal Effect



120x120 . 48"x48"
GRLC09RJ HLC 9 Rett.



60x120 . 24"x48"
GCLC09RJ HLC 9 Rett.



30x30 . 12"x12"
G3LC09MO Mosaico HLC 9



80x80 . 32"x32"
GTLC09RJ HLC 9 Rett.



40x80 . 16"x32"
GOLC09RJ HLC 9 Rett.




40x60 . 16"x24"
G8LC09MU Muretto HLC 9



120x120 . 48"x48"
GRLC09DECJ Decoro HLC 9 Rett.



60x120 . 24"x48"
GCLC09DECJ Decoro HLC 9 Rett.



2x120 . 3/4"x48"
GRLC09LIS Listello HLC 9 Rett.

Metal Effect

PEZZI SPECIALI • SPECIAL PIECES • FORMTEILE • PIÈCES SPÉCIALES



7x80 . 2³/₄"x32"
BATTISCOPA
GOLC09R80 HLC 9 Rett.



7x120 . 2³/₄"x48"
BATTISCOPA
GOLC09R12 HLC 9 Rett.



33x120 . 13"x48"
GRADONE LINEARE
G3LC09RG12 HLC 9 Rett.



33x33 . 13"x13"
GRADONE ANGOLARE
G3LC09RGA HLC 9 Rett.

Nero

Metal Effect



120x120 . 48"x48"
GRLC08RJ HLC 8 Rett.




60x120 . 24"x48"
GCLC08RJ HLC 8 Rett.




30x30 . 12"x12"
G3LC08MO Mosaico HLC 8



80x80 . 32"x32"
GTLC08RJ HLC 8 Rett.



40x80 . 16"x32"
GOLC08RJ HLC 8 Rett.



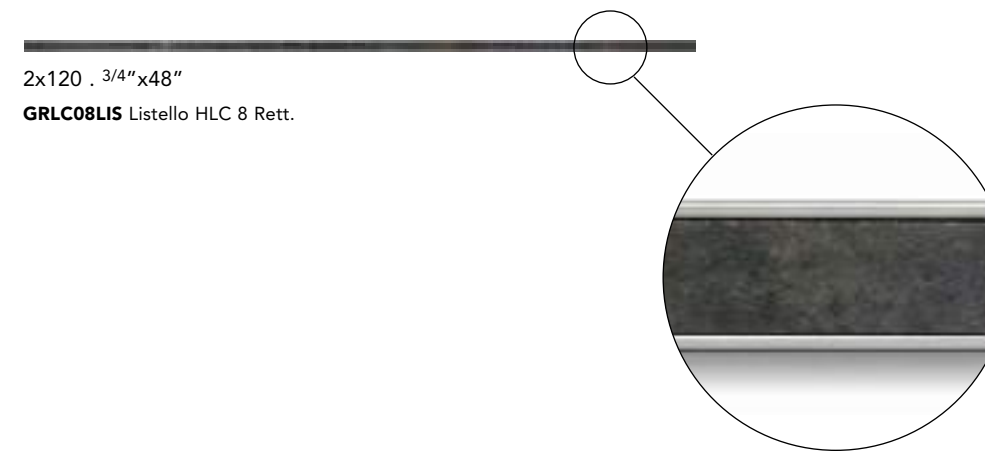
40x60 . 16"x24"
G8LC08MU Muretto HLC 8



120x120 . 48"x48"
GRLC08DECJ Decoro HLC 8 Rett.



60x120 . 24"x48"
GCLC08DECJ Decoro HLC 8 Rett.



2x120 . 3/4"x48"
GRLC08LIS Listello HLC 8 Rett.

Metal Effect

PEZZI SPECIALI • SPECIAL PIECES • FORMTEILE • PIÈCES SPÉCIALES



7x80 . 2³/₄"x32"
BATTISCOPA
G0LC08R80 HLC 8 Rett.



7x120 . 2³/₄"x48"
BATTISCOPA
G0LC08R12 HLC 8 Rett.



33x120 . 13"x48"
GRADONE LINEARE
G3LC08RG12 HLC 8 Rett.



33x33 . 13"x13"
GRADONE ANGOLARE
G3LC08RGA HLC 8 Rett.

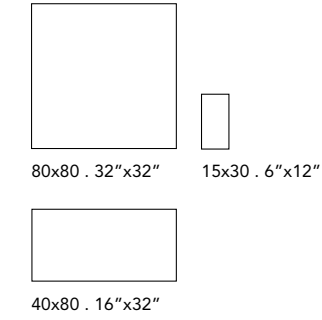
EFFETTO COTTO

COTTO EFFECT / COTTO-FARBEN / EFFET COTTO

- 378 Vignoni_HVG
- 390 Galestro_HGT
- 394 Carpegna_HRN

Vignoni

80x80 40x80 15x30



8,5 mm
20 mm

UN EN ISO 10545.12:
RESISTANT

UNI EN ISO 10545.13: GA
UNI EN ISO 10545.14: 5

DIN 51130: R9 - R10 (15x30)
DIN 51097: A - B (15x30)
ANSI A326.3: 2017 Release 2019
(DCOF): $\geq 0,42$
BCRA: $>0,40$



Vignoni 2

HVG 209 | HVG 210 | HVG 211
Disponibile nello Spessore 20 mm
Available in Thickness 20 mm
Erhältlich in 20 mm Stärke
Disponibile en Épaisseur 20 mm
60x60 . 24"x24"
40x80 . 16"x32"



OUTDOOR COLLECTIONS
CATALOGUE 2024 Pag. 148



HVG 10 Bianco



HVG 11 Cotto



HVG 9 Noce

Cotto Effect


Sizes	Pieces	Mq.		Kg.		
		Pieces	Mq.	Boxes	Mq.	Kg.
80x80	2	1,28	25,15	44	56,32	1126,69
40x80	3	0,96	18,86	28	26,88	548,19
15x30	28	1,26	24,00	44	55,44	1067,00
80x80 loggiato	2	1,28	25,15	44	56,32	1126,69
80x80 castiglione	2	1,28	25,15	44	56,32	1126,69
80x80 san quirico	2	1,28	25,15	44	56,32	1126,69
30x30 mosaico	6	0,54	-	-	-	-
30x30 mosaico castiglione	6	0,54	-	-	-	-
20x40 muretto	6	0,48	-	-	-	-
7x80 battiscopa	10	8,00 ml.	-	-	-	-
33x80 gradone lineare	2	-	-	-	-	-
33x33 gradone angolare	2	-	-	-	-	-
16,5x30 elemento a L monolitico	8	2,4 ml.	-	-	-	-



Cotto Effect

Cotto Effect

Cotto Effect



Cotto Effect



Cotto Effect

Cotto Effect

Bianco



80x80 . 32"x32" **GTVG10RJ** HVG 10 Rett.
 40x80 . 16"x32" **GOVG10RJ** HVG 10 Rett. **G2VG10J** HVG 10
 15x30 . 6"x12" **GTVG10DECJ** Loggiato HVG 10 Rett.

- Soggetti assortiti
- Different designs
- Motive sortiert
- Sujets assortis

L'assortimento dei soggetti all'interno della scatola è casuale.
 The assortment of the various subject on each box is to be considered randomized.
 Die Zusammenstellung jeder Verpackungseinheit erfolgt wahllos.
 L'assortiment des sujets dans la boîte est aléatoire.

Cotto Effect



30x30 . 12"x12" **G3VG10MO** Mosaico HVG 10



20x40 . 8"x16" **GGVG10MU** Muretto HVG 10

PEZZI SPECIALI • SPECIAL PIECES • FORMTEILE • PIÈCES SPÉCIALES




7x80 . 2⁶/₈"x32" **BATTISCOPIA**
GOVG10R80 HVG 10 Rett.



33x80 . 13"x32" **GRADONE LINEARE**
G3VG10RG HVG 10 Rett.



33x33 . 13"x13" **GRADONE ANGOLARE**
G3VG10RGA HVG 10 Rett.



16,5x30 . 6¹/₂"x12" **ELEMENTO A L MONOLITICO**
G3VG10ELM HVG 10

4 cm
1⁵/₈ in

Cotto




80x80 . 32"x32" **GTVG11RJ** HVG 11 Rett.
 40x80 . 16"x32" **GOVG11RJ** HVG 11 Rett. **G2VG11J** HVG 11
 15x30 . 6"x12" **GTVG11DECJ** Loggiato HVG 11 Rett.

- Soggetti assortiti
- Different designs
- Motive sortiert
- Sujets assortis

L'assortimento dei soggetti all'interno della scatola è casuale.
 The assortment of the various subject on each box is to be considered randomized.
 Die Zusammenstellung jeder Verpackungseinheit erfolgt wahllos.
 L'assortiment des sujets dans la boîte est aléatoire.

Cotto Effect



30x30 . 12"x12" **G3VG11MO** Mosaico HVG 11



20x40 . 8"x16" **GGVG11MU** Muretto HVG 11

PEZZI SPECIALI • SPECIAL PIECES • FORMTEILE • PIÈCES SPÉCIALES



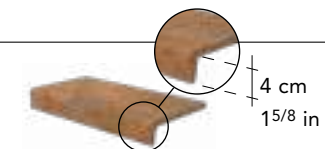
7x80 . 2⁶/₈"x32" **BATTISCOPIA**
GOVG11R80 HVG 11 Rett.



33x80 . 13"x32" **GRADONE LINEARE**
G3VG11RG HVG 11 Rett.



33x33 . 13"x13" **GRADONE ANGOLARE**
G3VG11RGA HVG 11 Rett.



16,5x30 . 6¹/₂"x12" **ELEMENTO A L MONOLITICO**
G3VG11ELM HVG 11

4 cm
1⁵/₈ in

Noce



80x80 . 32"x32"
GTVG09RJ HVG 9 Rett.



40x80 . 16"x32"
GOVG09RJ HVG 9 Rett.



15x30 . 6"x12"
G2VG09J HVG 9



80x80 . 32"x32"
GTVG09DECJ Loggiato HVG 9 Rett.

- Soggetti assortiti
- Different designs
- Motive sortiert
- Sujets assortis

L'assortimento dei soggetti all'interno della scatola è casuale.
The assortment of the various subject on each box is to be considered randomized.
Die Zusammenstellung jeder Verpackungseinheit erfolgt wahllos.
L'assortiment des sujets dans la boîte est aléatoire.



80x80 . 32"x32"
GTVGCASJ Castiglione Rett.

- Soggetti assortiti
- Different designs
- Motive sortiert
- Sujets assortis

L'assortimento dei soggetti all'interno della scatola è casuale.
The assortment of the various subject on each box is to be considered randomized.
Die Zusammenstellung jeder Verpackungseinheit erfolgt wahllos.
L'assortiment des sujets dans la boîte est aléatoire.




80x80 . 32"x32"
GTVGQUIRJ San Quirico Rett.

- Soggetti assortiti
- Different designs
- Motive sortiert
- Sujets assortis

L'assortimento dei soggetti all'interno della scatola è casuale.
The assortment of the various subject on each box is to be considered randomized.
Die Zusammenstellung jeder Verpackungseinheit erfolgt wahllos.
L'assortiment des sujets dans la boîte est aléatoire.

Cotto Effect



30x30 . 12"x12"
G3VG09MO Mosaico HVG 9



20x40 . 8"x16"
GGVG09MU Muretto HVG 9



30x30 . 12"x12"
G3VGMOCA Mosaico Castiglione

- Soggetti assortiti
- Different designs
- Motive sortiert
- Sujets assortis

L'assortimento dei soggetti all'interno della scatola è casuale.
The assortment of the various subject on each box is to be considered randomized.
Die Zusammenstellung jeder Verpackungseinheit erfolgt wahllos.
L'assortiment des sujets dans la boîte est aléatoire.

Cotto Effect

PEZZI SPECIALI • SPECIAL PIECES • FORMTEILE • PIÈCES SPÉCIALES



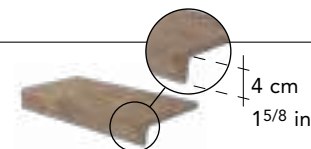
7x80 . 2^{6/8}"x32"
BATTISCOPA
GOVG09R80 HVG 9 Rett.



33x80 . 13"x32"
GRADONE LINEARE
G3VG09RG HVG 9 Rett.



33x33 . 13"x13"
GRADONE ANGOLARE
G3VG09RGA HVG 9 Rett.




16,5x30 . 6^{1/2}"x12"
ELEMENTO A L MONOLITICO
G3VG09ELM HVG 9



Galestro

30x30 15x30 15x15



30x30 . 12"x12"



15x30 . 6"x12"



15x15 . 6"x6"



LOW



8,5 mm



UN EN ISO 10545.12:
RESISTANT



UNI EN ISO 10545.13: GA
UNI EN ISO 10545.14: 5



DIN 51130: R11
DIN 51097: C
ANSI A326.3: 2017 Release 2019
(DCOF): $\geq 0,42$
BCRA: $>0,40$



< INDEX TECHNICAL CHARACTERISTICS

HGT



HGT 10 Bianco



HGT 1 Beige



HGT 11 Mattone



HGT 6 Cotto

Cotto Effect

Sizes	Pieces	Mq.		Kg.		
		Mq.	Kg.	Boxes	Mq.	Kg.
30x30	14	1,26	24,76	44	55,44	1109,40
15x30	28	1,26	24,00	44	55,44	1067,00
15x15	56	1,26	24,00	48	60,48	1172,00
15x15 galestro a	6	-	-	-	-	-
5x5 galestro a	12	-	-	-	-	-
8x30 battiscopa	26	7,80 ml.	-	-	-	-
30x33 gradone lineare monolitico	6	-	-	-	-	-
33x33 gradone angolare monolitico	4	-	-	-	-	-
16,5x30 elemento a L monolitico	8	2,40 ml.	-	-	-	-

Galestro

30x30 15x30 15x15

Bianco



30x30 . 12"x12"
G3GT10J HGT 10



15x30 . 6"x12"
G2GT10J HGT 10



15x15 . 6"x6"
G1GT10J HGT 10



15x15 . 6"x6"
G3GT10FA Galestro A HGT 10



5x5 . 2"x2"
G3GT10TD Galestro A HGT 10

- 4 Soggetti assortiti
- 4 Different designs
- 4 Motive sortiert
- 4 Sujets assortis

Beige



30x30 . 12"x12"
G3GT01J HGT 1



15x30 . 6"x12"
G2GT01J HGT 1



15x15 . 6"x6"
G1GT01J HGT 1



15x15 . 6"x6"
G3GT01FA Galestro A HGT 1



5x5 . 2"x2"
G3GT01TD Galestro A HGT 1

- 4 Soggetti assortiti
- 4 Different designs
- 4 Motive sortiert
- 4 Sujets assortis

Mattone



30x30 . 12"x12"
G3GT11J HGT 11



15x30 . 6"x12"
G2GT11J HGT 11



15x15 . 6"x6"
G1GT11J HGT 11



15x15 . 6"x6"
G3GT11FA Galestro A HGT 11

Cotto



30x30 . 12"x12"
G3GT06J HGT 6



15x30 . 6"x12"
G2GT06J HGT 6



15x15 . 6"x6"
G1GT06J HGT 6

Cotto Effect

Cotto Effect

PEZZI SPECIALI • SPECIAL PIECES • FORMTEILE • PIÈCES SPÉCIALES



30x33 . 12"x13"
GRADONE LINEARE MONOLITICO
G3GT10G HGT 10



33x33 . 13"x13"
GRADONE ANGOLARE MONOLITICO
G3GT10GA HGT 10




30x33 . 12"x13"
GRADONE LINEARE MONOLITICO
G3GT01G HGT 1



33x33 . 13"x13"
GRADONE ANGOLARE MONOLITICO
G3GT01GA HGT 1




8x30 . 3¹/₈"x12"
BATTISCOPIA
G0GT10 HGT 10



16,5x30 . 6¹/₂"x12"
ELEMENTO A L MONOLITICO
G3GT10ELM HGT 10



8x30 . 3¹/₈"x12"
BATTISCOPIA
G0GT01 HGT 1



16,5x30 . 6¹/₂"x12"
ELEMENTO A L MONOLITICO
G3GT01ELM HGT 1

PEZZI SPECIALI • SPECIAL PIECES • FORMTEILE • PIÈCES SPÉCIALES



30x33 . 12"x13"
GRADONE LINEARE MONOLITICO
G3GT11G HGT 11



33x33 . 13"x13"
GRADONE ANGOLARE MONOLITICO
G3GT11GA HGT 11



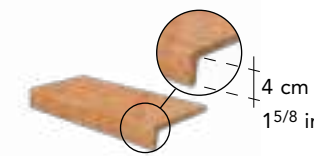
30x33 . 12"x13"
GRADONE LINEARE MONOLITICO
G3GT06G HGT 6



33x33 . 13"x13"
GRADONE ANGOLARE MONOLITICO
G3GT06GA HGT 6



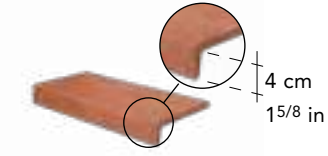
8x30 . 3¹/₈"x12"
BATTISCOPIA
G0GT11 HGT 11



16,5x30 . 6¹/₂"x12"
ELEMENTO A L MONOLITICO
G3GT11ELM HGT 11



8x30 . 3¹/₈"x12"
BATTISCOPIA
G0GT06 HGT 6




16,5x30 . 6¹/₂"x12"
ELEMENTO A L MONOLITICO
G3GT06ELM HGT 6



Carpegna

30x30 15x30 15x15



30x30 . 12"x12"



15x30 . 6"x12"



15x15 . 6"x6"



LOW



8,5 mm



UN EN ISO 10545.12:
RESISTANT



UNI EN ISO 10545.13: GA
UNI EN ISO 10545.14: 5



DIN 51130: R9
ANSI A326.3: 2017 Release 2019
(DCOF): $\geq 0,42$
BCRA: $>0,40$



< INDEX TECHNICAL CHARACTERISTICS

HRN



HRN 5 Grigio



HRN 4 Rosato



HRN 11 Beige



HRN 6 Cotto

Cotto Effect



Sizes	Pieces	Mq.	Kg.	Boxes	Mq.	Kg.
30x30	14	1,26	24,76	44	55,44	1109,40
15x30	28	1,26	24,00	44	55,44	1067,00
15x15	56	1,26	24,00	48	60,48	1172,00
15x30 carpegna fascia lineare	7	-	-	-	-	-
15x15 carpegna fascia angolo	6	-	-	-	-	-
15x15 carpegna a	12	-	-	-	-	-
6x6 carpegna a	60	-	-	-	-	-
8x30 battiscopa	26	7,80 ml.	-	-	-	-
30x33 gradone lineare monolitico	5	-	-	-	-	-
33x33 gradone angolare monolitico	4	-	-	-	-	-
30x30 gradino lineare	12	-	-	-	-	-
16,5x30 elemento a L monolitico	8	2,40 ml.	-	-	-	-

Grigio



30x30 . 12"x12"
G3RN05J HRN 5



15x30 . 6"x12"
G2RN05J HRN 5



15x15 . 6"x6"
G1RN05J HRN 5



15x15 . 6"x6"
G1RNCA Carpegna A

- 4 Soggetti assortiti
- 4 Different designs
- 4 Motive sortiert
- 4 Sujets assortis



15x30 . 6"x12"
G3RNCAF Carpegna Fascia Lineare

Rosato



30x30 . 12"x12"
G3RN04J HRN 4



15x30 . 6"x12"
G2RN04J HRN 4



15x15 . 6"x6"
G1RN04J HRN 4



15x15 . 6"x6"
G3RNCAAN Carpegna Fascia Angolo



6x6 . 2³/₈"x2³/₈"
G3RNCAT06 Carpegna A

- 5 Soggetti assortiti
- 5 Different designs
- 5 Motive sortiert
- 5 Sujets assortis

Beige



30x30 . 12"x12"
G3RN11J HRN 11



15x30 . 6"x12"
G2RN11J HRN 11



15x15 . 6"x6"
G1RN11J HRN 11

Cotto



30x30 . 12"x12"
G3RN06J HRN 6



15x30 . 6"x12"
G2RN06J HRN 6



15x15 . 6"x6"
G1RN06J HRN 6

Cotto Effect

Cotto Effect

PEZZI SPECIALI • SPECIAL PIECES • FORMTEILE • PIÈCES SPÉCIALES



8x30 . 3¹/₈"x12"
BATTISCOPA
GORN05 HRN 5



30x33 . 10"x13"
GRADONE LINEARE
MONOLITICO
G3RN05GJ HRN 5



33x33 . 13"x13"
GRADONE ANGOLARE
MONOLITICO
G3RN05GAJ HRN 5



8x30 . 3¹/₈"x12"
BATTISCOPA
GORN04 HRN 4



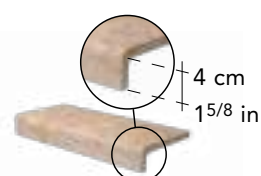
30x33 . 10"x13"
GRADONE LINEARE
MONOLITICO
G3RN04GJ HRN 4



33x33 . 13"x13"
GRADONE ANGOLARE
MONOLITICO
G3RN04GAJ HRN 4



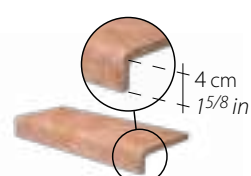
30x30 . 12"x12"
GRADINO LINEARE
G3RN05GR HRN 5



16,5x30 . 6¹/₂"x12"
ELEMENTO A L MONOLITICO
G3RN05ELM HRN 5



30x30 . 12"x12"
GRADINO LINEARE
G3RN04GR HRN 4



16,5x30 . 6¹/₂"x12"
ELEMENTO A L MONOLITICO
G3RN04ELM HRN 4

PEZZI SPECIALI • SPECIAL PIECES • FORMTEILE • PIÈCES SPÉCIALES



8x30 . 3¹/₈"x12"
BATTISCOPA
GORN11 HRN 11



30x33 . 10"x13"
GRADONE LINEARE
MONOLITICO
G3RN11GJ HRN 11



33x33 . 13"x13"
GRADONE ANGOLARE
MONOLITICO
G3RN11GAJ HRN 11



8x30 . 3¹/₈"x12"
BATTISCOPA
GORN06 HRN 6



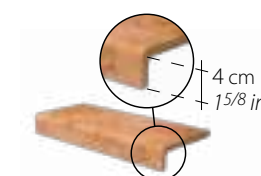
30x33 . 10"x13"
GRADONE LINEARE
MONOLITICO
G3RN06GJ HRN 6



33x33 . 13"x13"
GRADONE ANGOLARE
MONOLITICO
G3RN06GAJ HRN 6



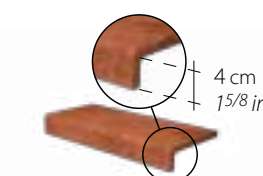
30x30 . 12"x12"
GRADINO LINEARE
G3RN11GR HRN 11



16,5x30 . 6¹/₂"x12"
ELEMENTO A L MONOLITICO
G3RN11ELM HRN 11



30x30 . 12"x12"
GRADINO LINEARE
G3RN06GR HRN 6



16,5x30 . 6¹/₂"x12"
ELEMENTO A L MONOLITICO
G3RN06ELM HRN 6

DEL CONCA HOUSE

una connessione unica tra uomo e pianeta

a unique connection
between humans and planet

eine einzigartige Liaison
zwischen Mensch und Natur

un lien unique entre
les humains et la planète

Nuove superfici ceramiche prendono forma in accordo con la natura. La ceramica è design al servizio dell'uomo. Del Conca progetta e costruisce un sistema di arredi per interni ed esterni ispirandosi alla natura, ai suoi elementi. Lavabi, tavoli, sedute, top e ampi piani di lavoro sono realizzati con grandi lastre in gres porcellanato dallo spessore sottile, una tecnologia che consente lavorazioni originali nell'ambito dell'interior design. Superfici interconnesse, da cui nascono piani e volumi traslati tra loro nello spazio per disegnare forme nuove ed esclusive.

New ceramic surfaces take shape according to nature. The ceramic material is design at the service of man. Del Conca designs and constructs a system of indoor and outdoor furnishings taking its inspiration from nature and the elements. Washbasins, tables, seats, counters and large work surfaces made from large, slimline porcelain stoneware slabs, a technology that brings original craftsmanship to the field of interior design. Interconnected surfaces that create planes and volumes which are mixed and matched in the space to design new, one-of-a-kind styles.

Neuartige keramische Oberflächen im Einklang mit der Natur – das ist Design im Dienste der Menschen. Del Conca entwickelt und fertigt ein Einrichtungssystem für Innen- und Außenbereiche, das sich von der Natur und allen ihren Elementen inspirieren lässt. Mit großen Feinsteinzeugplatten in geringer Stärke ausgeführte Waschbecken, Tische, Sitzelemente, Waschtische und großzügige Arbeitsplatten – eine Technologie, mit der sich originelle Projekte für die Innenraumgestaltung umsetzen lassen. So können miteinander verbundene Oberflächen geschaffen werden, die Ebenen und Bereiche mit fließenden Übergängen und neuen exklusiven Formen entstehen lassen.

Des nouvelles surfaces céramiques prennent forme en accord avec la nature. La céramique est le design au service de l'homme. Del Conca s'inspire de la nature et de ses éléments pour imaginer et pour réaliser son système déco intérieur et extérieur. Lavabos, tables, assises, plans de toilette et grandes surfaces de travail sont fabriqués avec de grandes dalles en grès cérame de fine épaisseur, une technologie qui permet de mettre en œuvre des façonnages originaux en décoration d'intérieur. Des surfaces interconnectées à partir desquelles apparaissent plans et volumes qui se déplacent dans l'espace pour dessiner des formes nouvelles et exclusives.



Crocus Outdoor bench: HTL 210 Rett. - HTL 10 Rett. | Oak Kitchen: HTL 10 Rett. - HBO Bloom Shine Rett. | Dahlia Dining table: HTL 10 Rett. - HBO Bloom Shine Rett.



Bouquet Round table: HBO 8 Rett. - HBO 15 Rett.



Waterlily Suspended sink: HTL 5 Rett. - HBO Bloom Shine Rett.



Snowdrop Bollard light: HTL 9 Rett.

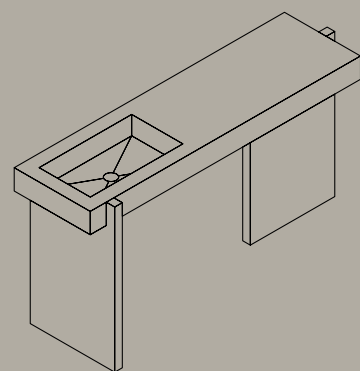


Sunflower Flowerpots: HTL 210 Rett.

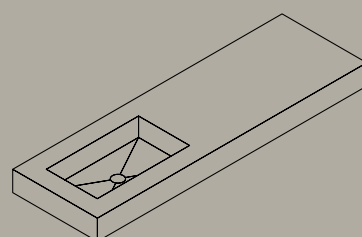


Cactus Freestanding sink: HTL 10 Rett. - HBO Bloom Shine Rett. | Sap Shower tray: HTL 210 Rett. | Crocus Outdoor bench: HTL 210 Rett. - HBO 6 Rett.

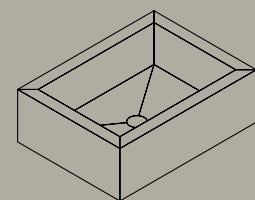
Bathroom furnishings



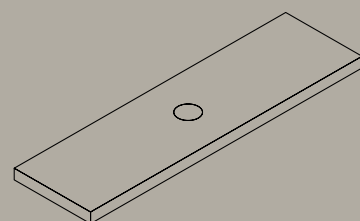
Tulip
Console sink – Lavabo consolle*
HOUTUL160 165x50x85 cm



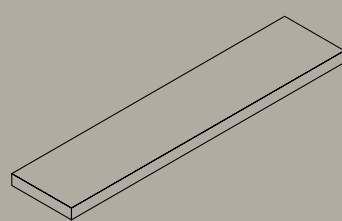
Lily
Suspended sink – Lavabo sospeso*
HOULIL160 160x50,3x12 cm
HOULIL120 120x50,3x12 cm
HOULIL090 90x50,3x12 cm



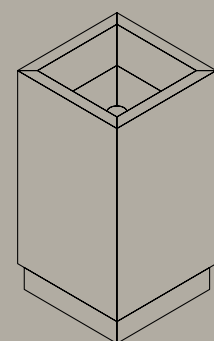
Evergreen
Sink – Lavabo
HOUEVE060 60x45x20 cm



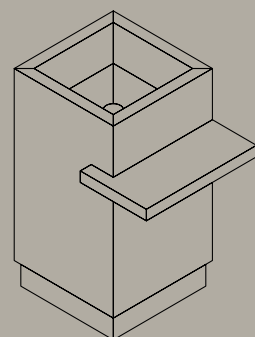
Branch
Sink top – Mensola lavabo
HOUBRA160 160x50x6 cm
HOUBRA120 120x50x6 cm



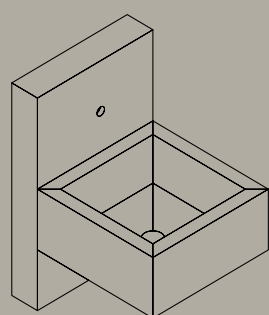
Twig
Top – Mensola
HOUTWI160 160x35x6 cm
HOUTWI120 120x35x6 cm



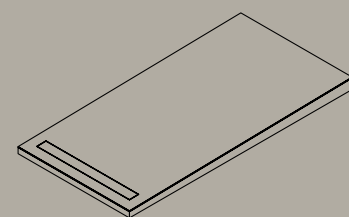
Poppy
Freestanding sink – Lavabo a colonna
HOUPOP045 45x45x85 cm



Cactus
Freestanding sink – Lavabo a colonna
HOUCAC065 65x45x85 cm

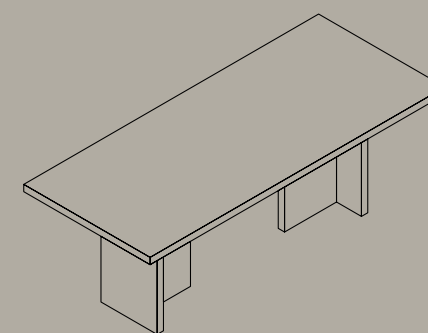


Waterlily
Suspended sink – Lavabo sospeso
HOUWAT045 45x55x70 cm

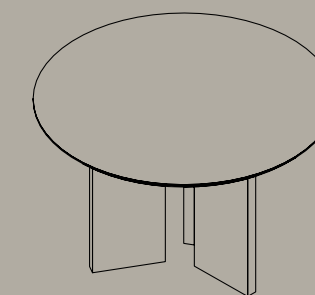


Bark
Shower tray – Piatto doccia
HOUBAR180 180x90x8,7 cm
HOUBAR120 120x90x6,7 cm

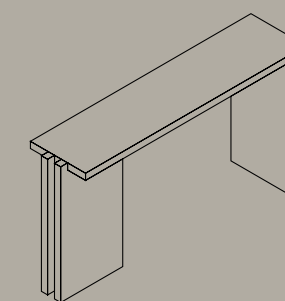
Interior furnishings



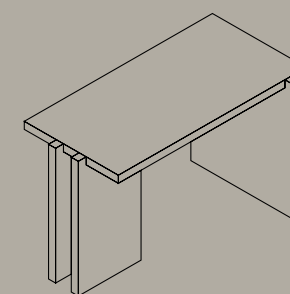
Dahlia
Dining table – Tavolo da pranzo
HOUDAH210 210x90x75 cm



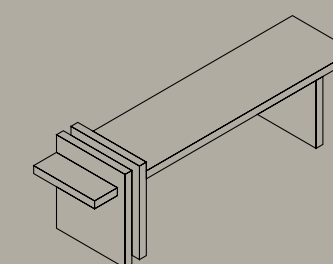
Bouquet
Round table – Tavolo tondo
HOUBOU120 120x120x77,6 cm



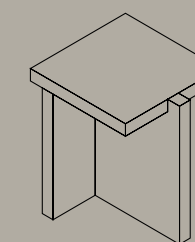
Holly
Console
HOUHOL165 165x45x85 cm



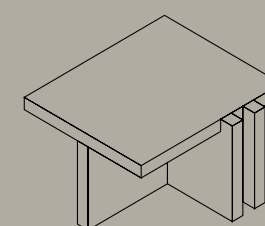
Daisy
Desk – Scrivania
HOUDAI125 125x65x75 cm



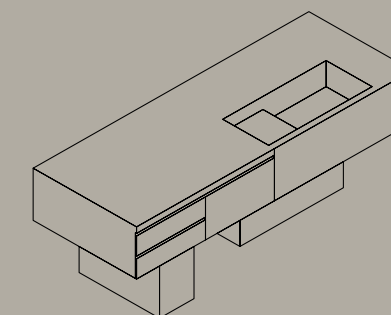
Crocus
Indoor bench – Panca da interno
HOUCRO170 170x45x53 cm



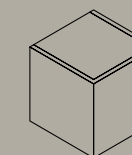
Bluebell
Side table – Tavolino
HOUBLU040 40x45x50 cm



Wild Flower
Coffee table – Tavolo basso
HOUIWL060 60x55x35 cm



Oak
Kitchen – Cucina
HOOUAK000 custom dimensions



Buttercup
Applique – Lampada
HOUBUT010 10x10x10 cm

Del Conca House

Del Conca House

All sinks are completed with ceramic tray lid | Tutti i lavabi hanno in dotazione un vassoio ceramico di copertura

* Also available with hole for deck-mounted taps on request | Su richiesta, disponibile anche con foro per rubinetteria in appoggio

Surfaces_Bathroom and interior furnishings

Marble Edition_120x260 cm (8,5 mm)



HME 10 HME 7 HME 5 HME 3

Stone Edition_120x260 cm (8,5 mm)




HSE 10 HSE 1 HSE 5 HSE 8

Timeline_120x260 cm (6,5 mm)




HTL 10 HTL 11 HTL 9 HTL 5



HTL 7 HTL 6 HTL 2 HTL SEVENTY-NINE

Surfaces_Bathroom and interior furnishings

Boutique_120x260 cm (6,5 mm)



HBO 20 HBO 7 HBO 10 HBO 5



HBO 15 HBO 8 HBO BLOOM HBO 6

Premiere_120x260 cm (6,5 mm)



HPM 20 HPM 10 HPM 1 HPM 2




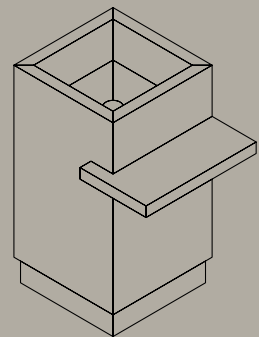
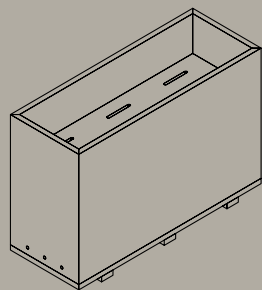
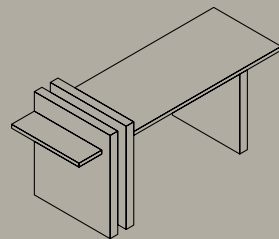


HPM 3

Outdoor furnishings

Surfaces_Outdoor furnishings

Timeline Due2 (± 20 mm)



HTL 210

HTL 211

HTL 209

HTL 205

Crocus
Outdoor bench – Panca da esterno
HOUCRO120 120x45x53 cm

Sunflower
Flowerpot – Fioriera
HOUSUN080 80x30x53 cm
HOUSUN050 80x50x44 cm
HOUSUN030 30x30x84 cm

Cactus
Outdoor sink – Lavabo da esterno
HOUCAC065 65x45x85 cm

Anversa Due2 (± 20 mm)



HAV 201

HAV 209

HAV 205

Rose
Fountain – Fontana
HOUROS030 30x40x100 cm

Sap
Shower tray – Piatto doccia
HOUSAP120 120x90x5 cm

Snowdrop
Bollard light – Lampada da terra
HOUSNO010 10x10x70 cm

All sinks are completed with ceramic tray lid | Tutti i lavabi hanno in dotazione un vassoio ceramico di copertura

Surfaces_Outdoor furnishings

Marble Edition_120x260 cm (✂️ 8,5 mm)



HME 10 HME 7 HME 5 HME 3

Stone Edition_120x260 cm (✂️ 8,5 mm)




HSE 10 HSE 1 HSE 5 HSE 8

Timeline_120x260 cm (✂️ 6,5 mm)



HTL 10 HTL 11 HTL 9 HTL 5



HTL 7 HTL 6 HTL 2 HTL SEVENTY-NINE

Del Conca House


Surfaces_Outdoor furnishings

Boutique_120x260 cm (✂️ 6,5 mm)



HBO 20 nat HBO 7 nat HBO 10 nat HBO 6 nat

Premiere_120x260 cm (✂️ 6,5 mm)



HPM 20 nat HPM 10 nat HPM 1 nat HPM 2 nat



HPM 3 nat

Del Conca House

INFORMAZIONI TECNICHE

TECHNICAL INFORMATION
TECHNISCHE INFORMATIONEN
INFORMATIONS TECHNIQUES

Sezione Tecnica

Technical section | Technischer teil | Section technique

CARATTERISTICHE TECNICHE E NORME INTERNAZIONALI
TECHNICAL CHARACTERISTICS AND INTERNATIONAL STANDARDS
TECHNISCHE MERKMALE UND INTERNATIONALE NORMEN
CARACTERISTIQUES TECHNIQUES ET NORMES INTERNATIONALES

Le nostre piastrelle di 1° scelta sono prodotte e scelte in base alla normativa europea EN ed internazionale ISO. Questa significa che il 95% delle piastrelle contenute nelle confezioni di prima scelta devono avere caratteristiche d'aspetto conformi alla norma; pertanto non devono essere perfette (cosa impossibile per un qualunque prodotto industriale) ma devono avere delle tolleranze contenute entro i limiti della norma.

Queste tolleranze e quelle relative alle altre caratteristiche fisiche e chimiche del prodotto sono riportate in calce. La valutazione dell'aspetto della piastrella deve essere fatta osservandola perpendicolarmente da 1 m. di distanza. I difetti delle piastrelle possono essere di due tipi: palesi (visibili già prima della posa, come differenza di tonalità, difetti di superficie, rotture, ecc.) o occulti (non visibili prima della posa).

I difetti palesi vanno contestati solo prima della posa. Questo consente al produttore di sostituire eventualmente il materiale difettoso.

Qualora l'acquirente o l'installatore decidano comunque la messa in opera, la responsabilità del produttore decade.

La responsabilità per difetti occulti, purché contestati entro i termini di legge, è del produttore.

Our 1st choice tiles are manufactured and selected according to European EN and International ISO regulations. This means that 95% of the contents of first choice must have appearance characteristics corresponding to the standards.

Therefore they must not be perfect (which is impossible for any industrial product) but must have tolerances comprised within the standard limits. These tolerances and those concerning the other physical and chemical characteristics of the product are reported below.

The appearance valuation of the tile must be done examining it (perpendicularly) from 1 meter of distance.

Defects of tiles can be of two types: noticeable (already visible before laying, such as color differences, surface defects, fractures, etc) or hidden (not visible before laying). Complaints about noticeable defects may be made only before tiles are laid, allowing the producer to replace any faulty material. However, if the buyer or tile layer decides to proceed with laying, the responsibility of the producer is invalidated.

Responsibility for hidden defects, if these are notified within the legal time limits, lies the producer.

Unsere Produkte in 1. Sortierung entsprechen den Europaischen EN- und den internationalen ISO-Normen. Dies bedeutet, daß 95% des Inhaltes einer als "erste Wahl" deklarierten Verpackungseinheit im Aussehen der Norm entsprechen sollen, also nicht perfekt sein müssen (unerreichbar für jegliches industriell hergestellte Produkt), jedoch Toleranzen innerhalb der von der Norm vorgelegten Limita aufweisen dürfen.

Diese Toleranzen, sowie jene bezogen auf weitere physikalische und chemische Eigenschaften des Produktes werden nachfolgend aufgeführt. Das Aussehen der Fliesen sollte beurteilt werden wenn man sie in 1 m. Entfernung in Senkrechter position betrachtet. Fliesen können Mängel zweierlei Typs aufweisen: offensichtliche, schon vor dem Verlegen zu bemerkende Mängel, wie Tonalität-differenzen, Oberflächenfehler, Bruch usw... sowie versteckte, nicht vor der Verarbeitung zu bemerkende Mängel. Offensichtliche Mängel sind vor dem Verlegen zu beanstanden. Dies erlaubt dem Hersteller eventuell das Mängel aufweisende Material zu ersetzen. Sollten der Käufer oder der Fliesenleger sich dennoch für eine Verlegung des zu bemängelnden Materials entscheiden, entfaellt die Verantwortung des Produzenten. Verantwortung für versteckte Mängel trägt der Hersteller, jedoch nur bei Beanstandung im Rahmen der gesetzlichen Fristen.

Nos carreaux de 1er choix sont produits et choisis en fonction des normes européennes EN et des normes internationales ISO. Ceci signifie que 95% des carreaux contenus dans les conditionnements de 1er choix doivent avoir les caractéristiques d'aspect conformes aux normes. Ils ne doivent donc pas être parfaits (chose impossible pour tout produit industriel) mais ils doivent avoir des tolérances contenues dans les limites des normes. Ces tolérances et celles relatives aux autres caractéristiques physiques et chimiques du produit sont reportées ci-dessous. L'évaluation de l'aspect du carreau doit être faite en observant celui-ci (perpendiculairement) à un mètre de distance. Les défauts des carreaux peuvent être de deux types: visibles (déjà avant la pose, comme différences de tonalité, défauts de surface, rupture, etc...) ou cachés (non visibles avant la pose). Les défauts visibles ne peuvent être contestés qu'avant la pose. Ceci consent au producteur de remplacer éventuellement le matériel défectueux. Au cas où l'acheteur ou le carreleur décide quand même l'installation, le producteur n'est plus responsable.

La responsabilité pour défauts cachés est celle du producteur, à condition que la marchandise soit contestée dans les délais légaux.

CONSIGLI PER L'IMPIEGO • RECOMMENDATIONS FOR USE • EMPFEHLUNGEN FÜR DEN GEBRAUCH • CONSEILS POUR L'EMPLOI

I risultati delle prove di laboratorio non sono sufficienti a determinare la durata di un pavimento. A parità di calpestio essa è influenzata oltre che dalle caratteristiche tecniche del prodotto, anche dal luogo di impiego e della maggiore o minore presenza di sostanze abrasive. Pertanto consigliamo di scegliere il prodotto con le caratteristiche di resistenza all'usura sufficienti all'utilizzo in base allo schema che segue ma anche di proteggere, ad esempio con l'utilizzo di zerbini, i pavimenti dalla presenza di sabbia o sostanze graffianti.

No laboratory test, however efficient it may be, is sufficient to determine the durability of a product. Apart from the obvious factor of the number of foot contacts, durability can also be influenced by the technical characteristics of the product, the place of installation and the possible presence of abrasive agents. We therefore recommend not only that products should be chosen with resistance characteristics that are sufficient for the intended use, as shown in the following chart, but also that wherever necessary, floors should be protected against sand, grit and other abrasives by the use, for example, of mats.


Die Resultate von Laborversuchen reichen nicht aus, um die Lebensdauer eines Fußbodens zu bestimmen. In gleichem Maße wie durch Begehung, ist er - außer durch die technischen Charakteristiken des Produktes - auch durch den Verwendungsort und die dort vorhandene größere oder geringere Menge schleifender Substanzen beeinflusst. Deshalb empfehlen wir die Auswahl des Produktes nach solchen Haltbarkeitscharakteristiken, wie sie das folgende Schema darlegt, und außerdem, die Fußböden z. B. durch Gebrauch von Fußmatten vor Sand oder kratzenden Substanzen zu schützen.

Les résultats des essais de laboratoire ne peuvent à eux seuls déterminer la durée d'un pavement. A parité de passage, celle-ci, outre à dépendre des caractéristiques techniques du produit, dépend aussi du lieu d'emploi et de la présence plus ou moins importante de substances abrasives. Pour cela, nous conseillons de choisir le produit présentant des caractéristiques de résistance à l'usure en rapport avec l'utilisation à laquelle il est destiné sur la base du schéma reporté ci-après et de protéger les pavements, à l'aide de paillasons ou autre, du sable ou de toute substance pouvant les rayer.

Simbologia


Key to symbols | Symbole | Symbologie

VARIAZIONI CROMATICHE • SHADE VARIATIONS • TECHNISCHE DATEN DER SERIE • DÉTAIL TECHNIQUE




LOW

Colore uniforme, le differenze tra piastrelle della stessa produzione sono minime. | Uniform colour with only minimal differences between tiles in the same production run. | Einheitliche Farbe; die Unterschiede zwischen den Fliesen der gleichen Produktionscharge sind minimal. | Couleur uniforme, différences minimales entre les carreaux du même lot de production.




HIGH

Significativa variazione di aspetto superficiale, grafica e colore da piastrella a piastrella e all'interno della stessa piastrella. Si consiglia di visionare la gamma cromatica prima della selezione del materiale. | Significant variation in texture, pattern and colour from tile to tile within the same production run. The colour range should be viewed before selecting the material. | Bedeutende Variation in Aussehen, Struktur und Farbe von Fliese zu Fliese und in ein und derselben Fliese. Es wird empfohlen, das Farbsortiment vor der Auswahl des Materials zu prüfen. | Variation significative au niveau de l'aspect, de la fantaisie et de la couleur entre les carreaux et au sein d'un même carreau. Il est recommandé de consulter la gamme des couleurs avant de sélectionner le matériel.



MODERATE

Apprezzabili differenze nell'aspetto di superficie e grafica all'interno della stessa produzione. | Clearly distinguishable differences in texture and pattern within the same production run. | Auffällige Unterschiede in Aussehen und Struktur innerhalb der gleichen Produktionscharge. | Différences visibles au niveau de l'aspect et de la fantaisie entre les carreaux du même lot de production.



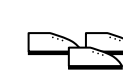
RANDOM

Variazioni irregolari da piastrella a piastrella. Una piastrella può differire totalmente nell'aspetto superficiale e colore da un'altra. Si consiglia di visionare la gamma cromatica prima della selezione del materiale. | Random differences from tile to tile. One tile may have totally different texture and colour from another. The colour range should be viewed before selecting the material. | Wesentliche Variationen von Fliese zu Fliese. Eine Fliese kann sich in Aussehen und Farbe komplett von einer anderen unterscheiden. Es wird empfohlen, das Farbsortiment vor der Auswahl des Materials zu prüfen. | Variations irrégulières entre les carreaux. L'aspect et la couleur peuvent être complètement différents d'un carreau à l'autre. Il est recommandé de consulter la gamme des couleurs avant de sélectionner le matériel.

CAMPO DI IMPIEGO CONSIGLIATO • RECOMMENDED USE • ANWENDUNGSBEREICH • PIECE D'EMPLOI CONSEILLEE



Consigliato per ambienti a traffico medio leggero quali quelli delle abitazioni private ad eccezione delle cucine e delle stanze a diretto contatto con l'esterno. Recommended for floors for medium-light use, as in private homes, with the exception of kitchens and rooms with direct outdoor access. | Empfohlen für Ambiente "mittel-leichter" Begehung, wie Privatwohnungen, mit Ausnahme von Küchen und der Räume, die unmittelbaren Kontakt mit Außen haben. | Conseillé pour des pièces au passage moyen telles que celles des habitations privées, à l'exception des cuisines et des pièces communiquant directement avec l'extérieur.



Consigliato per ogni ambiente della casa e per ambienti commerciali a media intensità di traffico. | Recommended for all rooms in the house and for business premises with medium use. | Empfohlen für jedes Ambiente einer Wohnung und für Geschäftsräume mittel-intensiven Verkehrs. | Conseillé pour toutes les pièces de la maison et pour des locaux commerciaux au passage moyen.



Consigliato per ogni ambiente della casa e per ambienti commerciali in genere. | Recommended for all rooms in the house and for business premises in general. | Empfohlen für jedes Ambiente einer Wohnung und für Geschäftsräume im allgemeinen. | Conseillé pour toutes les pièces de la maison et pour tous locaux commerciaux en général.

Caratteristiche tecniche

Technical characteristics | Technische eigenschaften | Caracteristiques techniques






Gruppo Bla EN 14411_G

Gres porcellanato a tutta massa - Gres porcellanato smaltato

Through-body porcelain tile - Glazed porcelain stoneware

Durchgefärbtes Feinsteinzeug - Glasiertes Feinsteinzeug

Le grès cérame pleine masse - Grès cérame émaillé

	Valori limite previsti Established limits Vorgesehene grenzwerte Valeurs limites prevues	Prestazioni Performances Leistung Prestations	Norma Norms Norm Norme
 Assorbimento d'acqua Water Absorption Wasseraufnahme Absorption d'eau	≤ 0,5%	~ 0,1%	EN ISO 10545-3
 Resistenza alla flessione Bending strength Biegezugfestigkeit Resistance a la flexion	Modulo di rottura Modulus of rupture Bruchlast Module de rupture Min. ≥ 35 N/mm ²	~ 50 N/mm ²	EN ISO 10545-4
 Resistenza al gelo Frost resistance Frostbeständigkeit Résistance au gel	Resistente Resistant Widerstandsfähig Résistant	Ingelivo Frost proof Frostsicher Ingelif	EN ISO 10545-12
 Resistenza agli sbalzi termici Resistance to thermal shock Temperaturwechselbeständigkeit Résistance aux écarts de température	Resistente Resistant Widerstandsfähig Résistant	Resistente Resistant Widerstandsfähig Résistant	EN ISO 10545-9
 Resistenza dei colori alla luce Colour resistance to light exposure Farbechtheit unter Lichteinfluss Résistance des couleurs à la lumière	Resistente Resistant Widerstandsfähig Résistant	Resistente Resistant Widerstandsfähig Résistant	DIN 51094

Valori di riferimento validi per quasi la totalità delle nostre collezioni. Consultare il sito e i cataloghi di serie per maggiori specifiche. | Reference values valid for almost all our collections. Browse through our website and look at our catalogues for further specifications. | Eckwerte gelten fuer fast allen Serien. Für weitere Infos schauen Sie bitte unsere Web-Seite und die einzelne Brochuren. | Valeurs de référence valables pour la quasi totalité de nos collections. Consulter le site internet et les catalogues des séries pour plus d'informations.




Gruppo Bla EN 14411_G

Gres porcellanato a tutta massa - Gres porcellanato smaltato

Through-body porcelain tile - Glazed porcelain stoneware

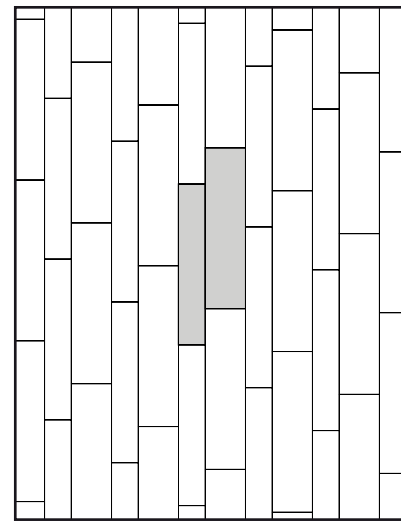
Durchgefärbtes Feinsteinzeug - Glasiertes Feinsteinzeug

Le grès cérame pleine masse - Grès cérame émaillé

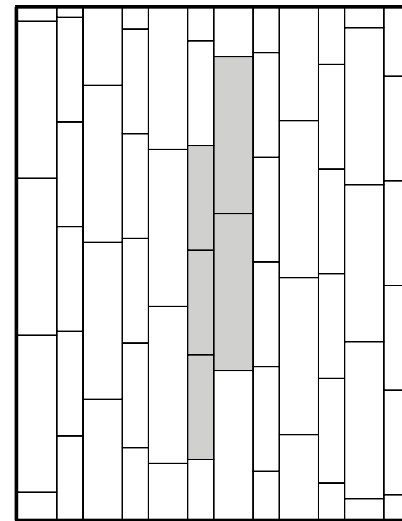
	Valori limite previsti Established limits Vorgesehene grenzwerte Valeurs limites prevues	Prestazioni Performances Leistung Prestations	Norma Norms Norm Norme
 Resistenza allo scivolamento Skid resistance Rutschhemmung Résistance au glissement	Da R9 a R13 From R9 to R13 Von R9 bis R13 De R9 à R13	Only for Natural Surfaces R 9 R 10 R 11 R 12	EN 16165 Annex B
	Da A a C From A to C Von A bis C De A à C	A A+B A+B+C	EN 16165 Annex A
Resistenza allo scivolamento_D-COF Skid resistance_D-COF Rutschhemmung_D-COF Résistance au glissement_D-COF	≥ 0,42	Only for Natural Surface Conforme Conforms Gemäß Conforme	ANSI A326.3:2022
Resistenza allo scivolamento_B.C.R.A Skid resistance_B.C.R.A Rutschhemmung_B.C.R.A Résistance au glissement_B.C.R.A	≥ 0,40	Conforme Conforms Gemäß Conforme	Metodo BCRA
 Resistenza all'attacco chimico Chemical resistance Beständigkeit gegen chemikalien Resistance a l'attaque chimique	GB minimo GB minimum Mind. GB GB minimum	Conforme Conforms Gemäß Conforme	EN ISO 10545-13
 Resistenza alle macchie Stain resistance Fleckenbeständigkeit Resistance aux taches	Classe 3 minimo class 3 minimum Mind. klasse 3 classe 3 minimum	Conforme Conforms Gemäß Conforme	EN ISO 10545-14

Schemi di posa


Layouts | Verlegeloesungen | Plans de pose



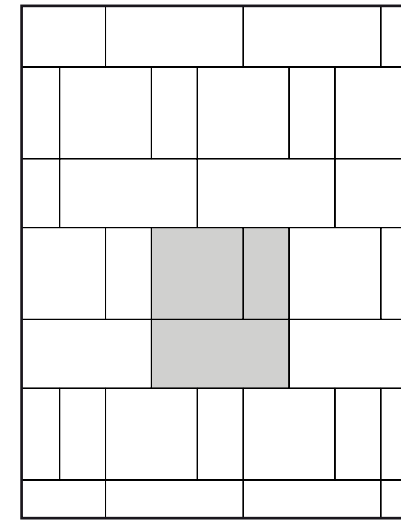
1	Formats	%	pieces/m ²
	30x120	60.00	1.67
	20x120	40.00	1.67



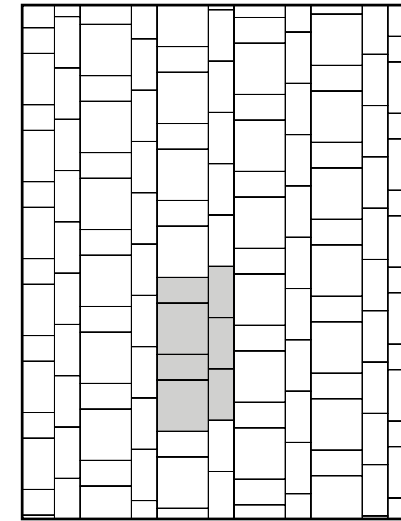
2	Formats	%	pieces/m ²
	20x80	40.00	2.50
	30x120	60.00	1.67




3	Formats	%	pieces/m ²
	20x80	54.79	3.42
	16,5x100	45.21	2.70



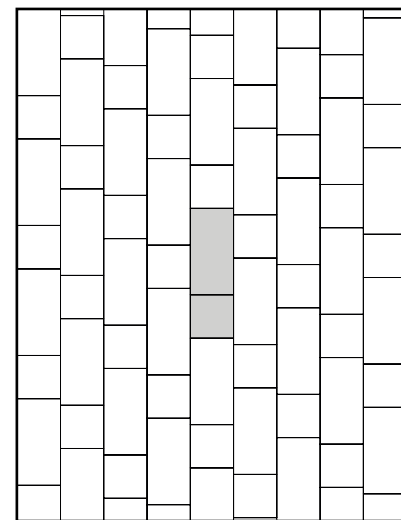
7	Formats	%	pieces/m ²
	60x120	42.86	0.60
	80x80	38.10	0.60
	40x80	19.05	0.60



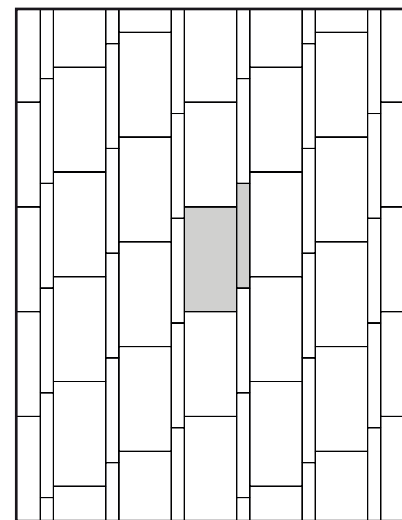
8	Formats	%	pieces/m ²
	80x80	44.44	0.69
	40x80	55.56	1.74



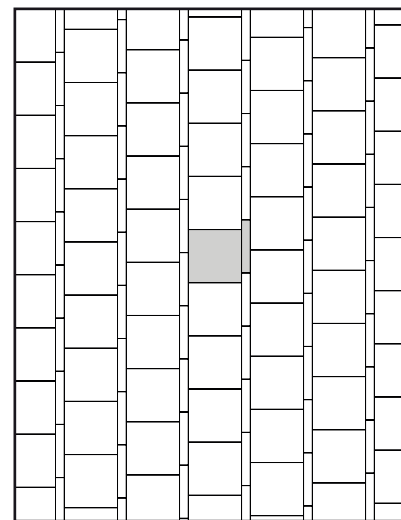
9	Formats	%	pieces/m ²
	60x60	66.67	1.85
	30x60	33.33	1.85
	80x80	66.67	1.04
	40x80	33.33	1.04



4	Formats	%	pieces/m ²
	20x20	33.33	8.33
	20x40	66.67	8.33



5	Formats	%	pieces/m ²
	60x120	75.00	1.04
	20x120	25.00	1.04
	40x80	66.67	2.08
	20x80	33.33	2.08



6	Formats	%	pieces/m ²
	120x120	85.71	0.60
	20x120	14.29	0.60
	80x80	80.00	1.25
	20x80	20.00	1.25

Alcuni esempi di schemi di posa

Nelle seguenti pagine sono raffigurate alcune delle numerose possibilità di combinazione ottenibili con i diversi formati.

Some example of layout

The following pages are showing several patterns available using different formats.

Einige Verlegebeispiele

In den naechsten Seiten finden Sie einige Verlegebeispiele unter Anwendung von verschiedenen Formaten.

Exemples de plans de pose

Dans les pages suivantes vous trouverez une partie des assortiments que l'on peut obtenir avec les differents formats.

Attenzione all'ambiente e al mondo

FOCUS ON THE ENVIRONMENT AND PEOPLE'S WELL-BEING
AUFMERKSAMKEIT GEGENÜBER DER UMWELT UND DER WELT
L'ATTENTION PORTÉE À L'ENVIRONNEMENT ET AU MONDE

Il rispetto dell'ambiente, delle risorse naturali e il contenimento dei consumi energetici è da sempre un obiettivo che l'azienda segue con costanza e attenzione, per fornire ai propri clienti un prodotto che, oltre ad avere caratteristiche estetiche e tecniche di elevato livello, sia realizzato secondo criteri di sostenibilità. La politica ambientale è attuata attraverso sia l'aggiornamento e l'installazione di nuovi impianti sia la sensibilizzazione dei propri dipendenti e fornitori verso i temi di ecologia e di risparmio energetico. Di seguito alcuni esempi concreti: il completo riutilizzo interno delle acque industriali prodotte durante il ciclo di lavorazione proprio e di terzi; la riduzione delle emissioni di CO₂ in atmosfera di oltre 3.400 tonnellate; un impasto ceramico con oltre l'8,5% di materiale riciclato; il 100% di cartone utilizzato è riciclato; il 70% di plastica utilizzata è riciclata; il 98% dell'energia elettrica utilizzata è autoprodotta; il Centro Logistico del Gruppo è totalmente indipendente a livello energetico.

Protection of the environment and natural resources and energy saving are goals the company has always pursued with constant determination, to supply customers with a product that not only delivers outstanding appearance and technical characteristics but is also manufactured to sustainability criteria. The environmental policy is implemented through both modernisation and the installation of new plants and engagement to raise the awareness of employees and suppliers on issues of ecology and energy saving. The figures speak for themselves: complete in-house reuse of industrial wastewater produced during its own and third-party processing cycles; reduction of atmospheric CO₂ emissions by over 3,400 tonnes; ceramic body mix including more than 8.5% recycled material; use of 100% recycled cardboard; use of 70% recycled plastic; in-house generation of 98% of electricity used; complete energy-independence of the Group's Logistics Hub.

Der Schutz der Umwelt, der natürlichen Ressourcen sowie die Reduzierung des Energieverbrauchs stellen seit jeher Ziele dar, die das Unternehmen konsequent und sorgfältig umzusetzen versucht, um seinen Kunden Produkte zu bieten, die nicht nur durch ihre ausgezeichneten ästhetischen und technischen Eigenschaften bestechen, sondern auch im Einklang mit Nachhaltigkeitskriterien hergestellt wurden. Unsere Umweltschutzpolitik kommt sowohl in Form von Aufrüstungen bestehender bzw. Installationen neuer Anlagen als auch mittels der Sensibilisierung unserer Mitarbeiter und Lieferanten für Umweltschutz und Energieeinsparung zum Ausdruck. Dies sind einige konkrete Beispiele: die vollständige Wiederaufbereitung industrieller Abwässer, die bei unseren eigenen Produktionsprozessen und bei der Produktion von Dritten entstehen; die Reduzierung von CO₂-Emissionen um 3 400 Tonnen; eine Keramikpaste mit über 8,5 % recyceltem Material; 100 % des verwendeten Kartons wird recycelt; 70 % des verwendeten Kunststoffs wird recycelt; 98 % des genutzten Stroms wird selbst produziert; das Logistikzentrum der Gruppe ist vollständig stromunabhängig.

Le respect de l'environnement et des ressources naturelles et la maîtrise de la consommation d'énergie ont toujours été un objectif que l'entreprise poursuit avec constance et attention, pour fournir à ses clients un produit qui, en plus d'avoir des caractéristiques esthétiques et techniques de haut niveau, est construit selon des critères de durabilité. La politique environnementale est mise en œuvre à la fois par la mise à jour et l'installation de nouveaux systèmes et par la sensibilisation de ses employés et fournisseurs aux questions d'écologie et d'économie d'énergie. Voici quelques exemples concrets : la réutilisation interne complète de l'eau industrielle produite lors de son cycle de traitement et celui de tiers ; la réduction des émissions de CO₂ dans l'atmosphère de plus de 3400 tonnes ; une pâte céramique contenant plus de 8,5 % de matériaux recyclés ; 100 % du carton utilisé est recyclé ; 70 % du plastique utilisé est recyclé ; 98 % de l'électricité utilisée est autoproduite ; le centre logistique du Groupe est totalement autonome énergétiquement.

L'azienda si riserva la facoltà di apportare variazioni ai prodotti e alle caratteristiche illustrate in questo strumento.
I colori sono da ritenersi puramente indicativi.

The company reserves the right to make any change to products and features shown in this catalogue.
All colors are purely a guide.

Das Werk behält sich vor, das Recht Änderungen an den in diesem Katalog enthaltenen Produkten und dessen Eigenschaften vorzunehmen.
Farbabweichungen vorbehalten.

L'usine se réserve le droit d'apporter des modifications aux produits et aux caractéristiques présentées dans cet outil.
Les couleurs doivent être considérées à titre purement indicatif.

È vietata la riproduzione, anche parziale, dello strumento in tutte le sue forme.
Any kind of copy of this catalogue, even partial reproduction, is prohibited.
Das Werk ist urheberrechtlich geschützt. Vervielfältigung sowie Einspeicherung und Verarbeitung in welcher Form auch immer ist unzulässig und strafbar.
La reproduction, même partielle, de l'instrument sous toutes ses formes est interdite.

© 2024 Ceramica del Conca S.p.A. All rights reserved.

JANUARY / 2024



Ceramics of Italy

