



150 YEARS YOUNG

MARBLE EFFECT

| | |
|-----------|----|
| The Room™ | 08 |
| Muse | 88 |
| Genus | 96 |

STONE EFFECT

| | |
|------------|-----|
| The Rock™ | 104 |
| Vibes | 166 |
| Stoncrete | 184 |
| Lime-Rock | 206 |
| X-Rock | 218 |
| Blue Savoy | 234 |
| Brixstone | 242 |
| Walk | 250 |
| Trail™ | 258 |

CONCRETE EFFECT

| | |
|-------------------|-----|
| Azuma Up™ | 296 |
| Azuma™ | 328 |
| Blox | 360 |
| Origini | 378 |
| Creative Concrete | 388 |

WOOD EFFECT

| | |
|--------|-----|
| Elixir | 398 |
| Kuni | 416 |

CONTEMPORARY

| | |
|---------|-----|
| Retina™ | 426 |
| Tube | 460 |
| Koshi | 484 |

HIGH PERFORMANCE

| | |
|------------------|-----|
| Parade | 494 |
| Concrete Project | 510 |
| Micron 2.0 | 518 |

1874 - 2024

150 Anni di Cooperativa Ceramica d'Imola: un cuore antico, con una mente giovane.

Un anniversario che guarda ai prossimi centocinquant'anni, forte delle basi gettate e della storia consolidata; l'eredità che il passato ci lascia è un bene prezioso per noi oggi e lo sarà ancor di più per chi sarà parte di questo progetto d'azienda domani.

150 years of Cooperativa Ceramica d'Imola: an antique heart with a young mind.

An anniversary that looks forward to the next hundred and fifty years with the confidence of firm foundations and a consolidated history. Our legacy from the past is a precious asset both for us today, and even more so for those who will be part of this company project tomorrow.

150 ans de Cooperativa Ceramica d'Imola: un cœur ancien, un esprit moderne.

Un anniversaire tourné vers les cent cinquante prochaines années, fort des fondements posés et de l'histoire consolidée ; l'héritage que le passé nous laisse est un bien précieux pour nous aujourd'hui et le sera encore plus pour ceux qui, demain, feront partie de ce projet d'entreprise.

150 Jahre Cooperativa Ceramica d'Imola: Eine traditionsreiche Marke mit jungem Geist.

Ein Geburtstag, der die kommenden 150 Jahre im Blick hat und auf den gelegten Grundlagen und einer konsolidierten Tradition aufbauen kann; das Erbe der Vergangenheit ist ein kostbares Gut für uns Heutige und noch mehr für diejenigen, die dieses Unternehmen in der Zukunft führen werden.

150 Años de Cooperativa Ceramica d'Imola: corazón antiguo, con mente joven.

Un aniversario que mira a los próximos ciento cincuenta años, avalado por las bases establecidas y la historia consolidada. El legado que el pasado nos deja hoy es un bien precioso para nosotros y lo será aún más para quienes mañana formarán parte de este proyecto de empresa.

150 лет Cooperativa Ceramica d'Imola: зрелое сердце и молодой ум.

Юбилей, предваряющий следующие сто пятьдесят лет, укрепленный прочным фундаментом и долгой историей. Наследие прошлого – это актив, ценность которого велика для нас сегодня и будет еще больше для тех, кто станет частью компании завтра.

Cooperativa Ceramica d'Imola公司成立150周年: 古老的灵魂, 年轻的智慧。

周年纪念活动展望了未来150年的前景, 奠定了牢固的基础, 巩固了历史。过去留下的遗产是我们今天的宝贵财富, 特别是对于参与未来公司项目的人来说更加重要。

150 YEARS YOUNG

Imola is the Cooperativa Ceramica d'Imola brand devoted to action. Our DNA is a combination of a sense of belonging, curiosity, fondness for our roots and a constant desire for renewal, all in equal parts. We want to discover and take inspiration from different experiences, customs and traditions. This is the story that drives us, year after year, to research, imagine, dare and create. To achieve something that is beautiful, unique and contemporary every time.

This is our story, solid, eclectic and unique for over 150 years.

Imola est la marque de la Cooperativa Ceramica d'Imola vouée à l'action. Une génétique qui se compose à parts égales d'un sentiment d'appartenance et de curiosité, d'un attachement à nos racines et d'un désir constant de nous renouveler. Pour découvrir des histoires, des coutumes et des traditions différentes, et s'inspirer de leurs aspects les plus essentiels. Une histoire qui nous amène, année après année, à étudier et à imaginer, à oser et à réaliser. Faire naître à chaque fois quelque chose de beau, d'unique et de contemporain.

C'est notre histoire, solide et éclectique, et ce depuis 150 ans.

Imola ist die Marke von Cooperativa Ceramica d'Imola für Macher. Unsere DNA besteht zu gleichen Teilen aus Zugehörigkeitsgefühl und Aufgeschlossenheit, Verwurzelung und dem ständigen Streben nach Erneuerung. Wir sind offen für unterschiedlichste Narrative, Traditionen und Nutzungsformen und beziehen unsere Inspiration aus ihren vitalsten Aspekten. Jahr für Jahr entwerfen und imaginieren, wagen und realisieren wir neue Formen. Am Ende steht immer etwas Schönes, Einzigartiges im Einklang der Zeiten.

Das ist unsere bewährte wie facettenreiche Praxis seit 150 Jahren.

Imola è il brand di Cooperativa Ceramica d'Imola vocato al fare. Una genetica che si compone in egual misura di senso di appartenenza e curiosità, attaccamento alle radici e voglia costante di rinnovarsi. Per conoscere storie, usi e consumi diversi, e trarre ispirazione dai loro aspetti più vitali. Una storia che ci conduce, anno dopo anno, a studiare e immaginare, osare e realizzare. Per portare a compimento ogni volta qualcosa di bello, unico e contemporaneo.

È la nostra storia, solida ed eclettica, e lo è da 150 anni.

Imola es la marca de Cooperativa Ceramica d'Imola destinada a crear. Una genética compuesta en partes iguales por sentido de la pertenencia y curiosidad, apego a las raíces y un espíritu de renovación constante. Para conocer historias, usos y costumbres distintas, e inspirarse en sus aspectos más vitales. Una historia que nos lleva, año tras año, a estudiar e imaginar, atrevernos y crear. Para llevar a cabo algo hermoso, único y contemporáneo cada vez.

Es nuestra historia, sólida y ecléctica, y lo ha sido durante más de 150 años.

Imola — это бренд компании Cooperativa Ceramica d'Imola, ориентированный на активные действия. ДНК, состоящее в равной мере из чувства принадлежности и любопытства, привязанности к корням и постоянного желания обновляться. Чтобы узнавать разные истории, традиции и модели потребления, и черпать вдохновение в их наиболее важных аспектах. История, которая год за годом побуждает нас учиться и воображать, дерзать и творить. Чтобы каждый раз создавать что-то красивое, уникальное и современное.

Такова наша история, основательная и эклектичная, насчитывающая 150 лет.

Imola是Cooperativa Ceramica d'Imola公司致力于打造的品牌。这种基因由归属感和好奇心、对根的依恋和不断更新自我的渴望等因素组成。了解不同的历史、使用和消费，从其最有生命力的方面汲取灵感。这段历史让我们年复一年学习和想象，勇于创造并予以实现。每次都能完成美丽、独特且与时俱进的事物。这就是我们扎实、不拘一格的历史，至今已达150年。

MARBLE EFFECT



6

| | |
|-----------|----|
| The Room™ | 08 |
| Muse | 88 |
| Genus | 96 |

STONE EFFECT



102

| | |
|------------|-----|
| The Rock™ | 104 |
| Vibes | 166 |
| Stoncrete | 184 |
| Lime-Rock | 206 |
| X-Rock | 218 |
| Blue Savoy | 234 |
| Briestone | 242 |
| Walk | 250 |
| Trail™ | 258 |

CONTEMPORARY



424

| | |
|---------|-----|
| Retina™ | 426 |
| Tube | 460 |
| Koshi | 484 |

HIGH PERFORMANCE



492

| | |
|------------------|-----|
| Parade | 494 |
| Concrete Project | 510 |
| Micron 2.0 | 518 |

CONCRETE EFFECT



294

| | |
|-------------------|-----|
| Azuma Up™ | 296 |
| Azuma™ | 328 |
| Blox | 360 |
| Origini | 378 |
| Creative Concrete | 388 |

WOOD EFFECT



396

| | |
|--------|-----|
| Elixir | 398 |
| Kuni | 416 |

PRODUCT

526

| | |
|----------------------------------|-----|
| Certificazioni Certifications | 528 |
|----------------------------------|-----|

| | |
|--|-----|
| Caratteristiche tecniche Gres Porcellanato Technical specifications Porcelain stoneware | 530 |
|--|-----|

| | |
|-----------------------------|-----|
| Manutenzione Maintenance | 540 |
|-----------------------------|-----|

| | |
|---|-----|
| Sicurezza nell'utilizzo dei prodotti di Cooperativa Ceramica d'Imola Safety when using Cooperativa Ceramica d'Imola | 542 |
|---|-----|

INDICE ALFABETICO

Alphabetical Index / Index Alphabétique
Alphabetisches Verzeichnis / Índice Alfabético
Алфавитный Указатель / 字母索引

| | |
|-------------------|-----|
| Azuma™ | 328 |
| Azuma Up™ | 296 |
| Blox | 360 |
| Blue Savoy | 234 |
| Briestone | 242 |
| Concrete Project | 510 |
| Creative Concrete | 388 |
| Elixir | 398 |
| Genus | 96 |
| Koshi | 484 |
| Kuni | 416 |
| Lime-Rock | 206 |
| Micron 2.0 | 518 |
| Muse | 88 |
| Origini | 378 |
| Parade | 494 |
| Retina™ | 426 |
| Stoncrete | 184 |
| The Rock™ | 104 |
| The Room™ | 08 |
| Trail™ | 258 |
| Tube | 460 |
| Vibes | 166 |
| Walk | 250 |
| X-Rock | 218 |

MARBLE

EFFECT

| | |
|-----------|----|
| The Room™ | 08 |
| Muse | 88 |
| Genus | 96 |

THE ROOM™ (6,5)

MARBLE



COLOR BODY PORCELAIN TILE

GRES PORCELLANATO COLORATO IN MASSA / GRÈS CÉRAME TEINTÉ DANS LA MASSE / EINGEFÄRBTES FEINSTEINZEUG
GRES PORCELÁNICO COLOREADO EN MASA / КЕРАМОГРАНИТ ОКРАШЕННЫЙ В МАССЕ / 彩色通体瓷质砖

CONFORME / ACCORDING TO / CONFORME / KONFORM / CONFORME / СООТВЕТСТВУЕТ / 合格
UNI EN 14411 - G BIa



FORMATI

SIZES / FORMATS / FORMATE / FORMATOS / ФОРМАТЫ / 规格



120X278
48"X110"

120X120
48"X48"

60X120
24"X48"


SUPERFICI

SURFACES / SURFACES / OBERFLÄCHEN / SUPERFICIES / ПОВЕРХНОСТИ / 表面



COLORI

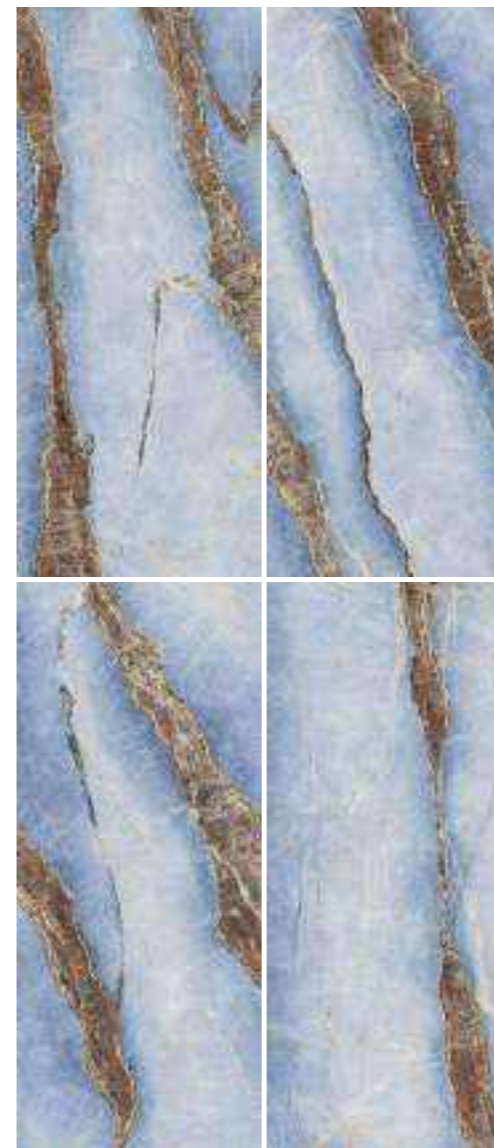
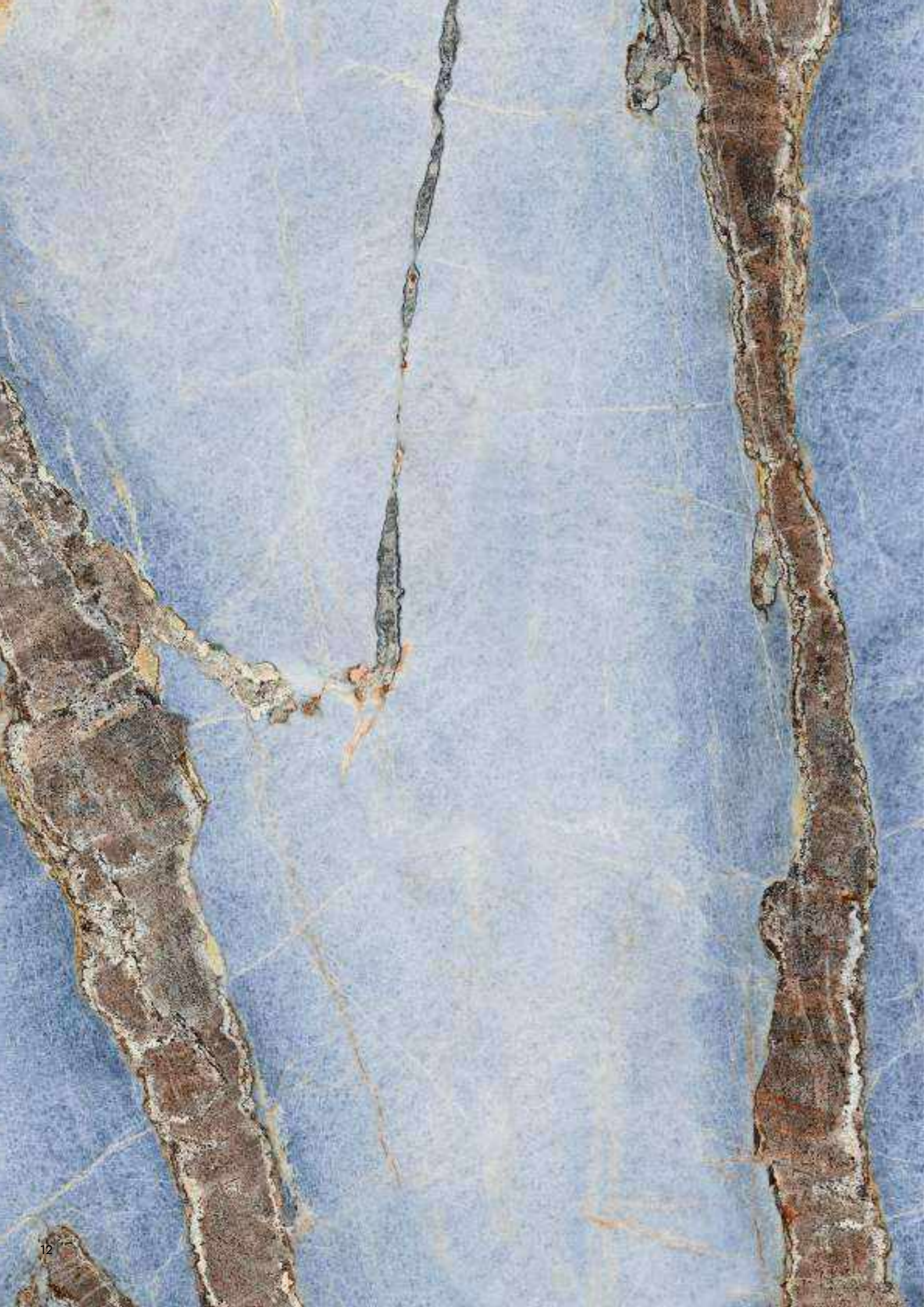
COLOURS / COULEURS / FARBEN / COLORES / ЦВЕТА / 颜色






MARBLE


ONI AR6 278 LP / ELXR6 549B RM



ONI AR



120X278-48"X110"




120X120-48"X48"



60X120-24"X48"

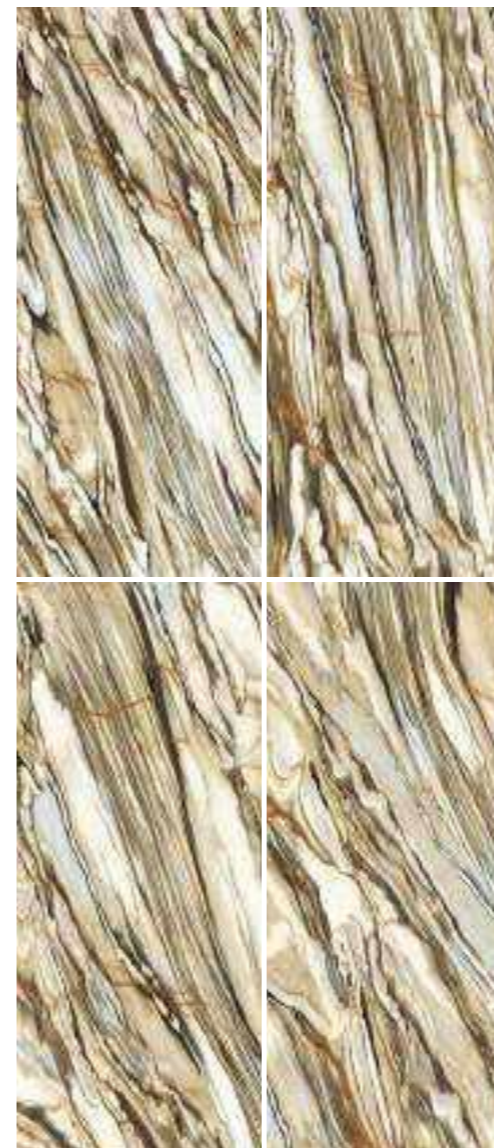


30X30-12"X12"




| | | | |
|-----------------|-----------------|----------------|----------------------|
| ONI AR6 278 RM | ONI AR6 120 RM | ONI AR6 12 RM | MK.ONI AR6 30 (T144) |
| ONI AR6 278 LP | ONI AR6 120 LP | ONI AR6 12 LP | |
| ONI AR6 278 LPM | ONI AR6 120 LPM | ONI AR6 12 LPM | |






CAL OY



120X278-48"X110"



120X120-48"X48"




60X120-24"X48"


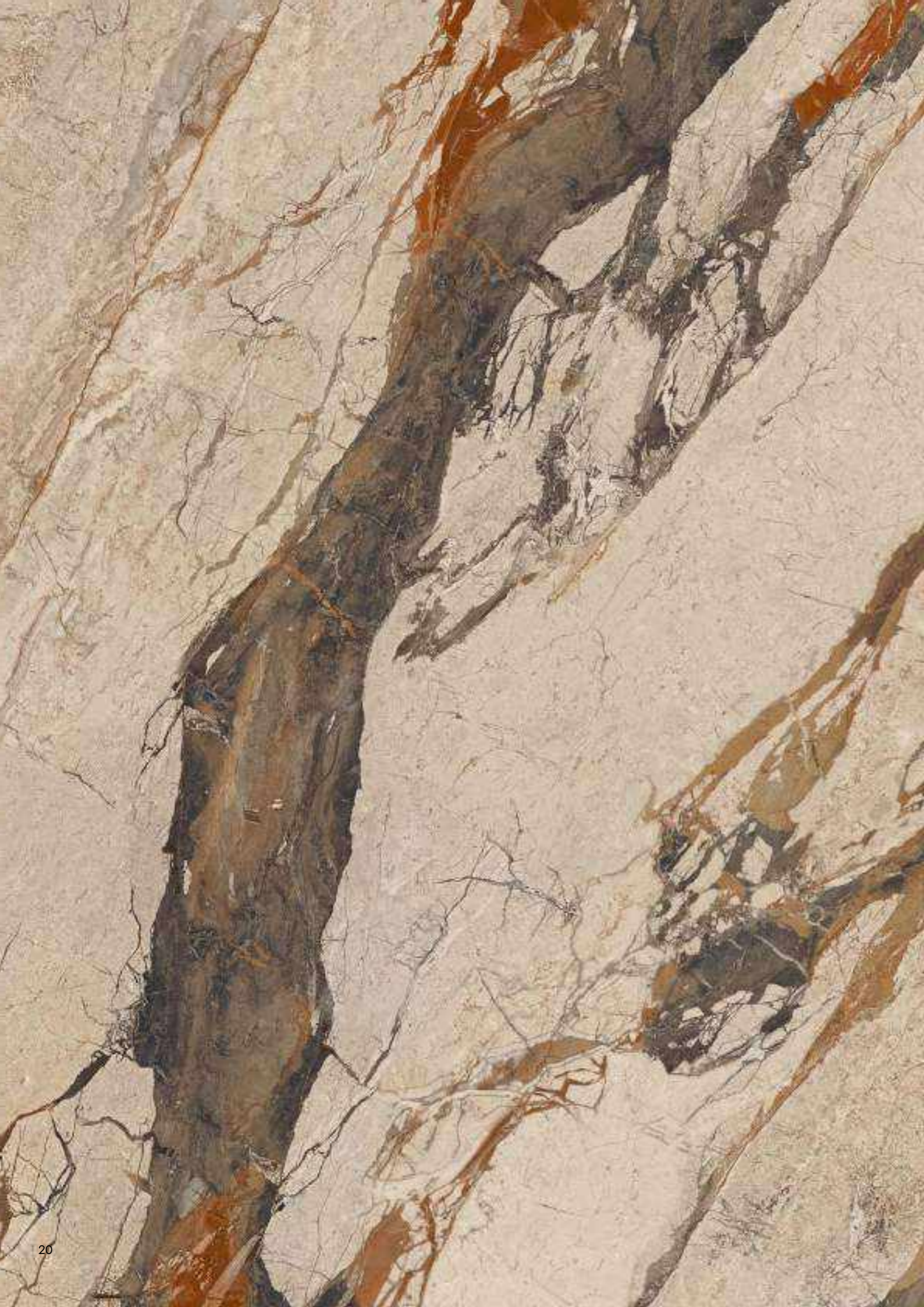


30X30-12"X12"

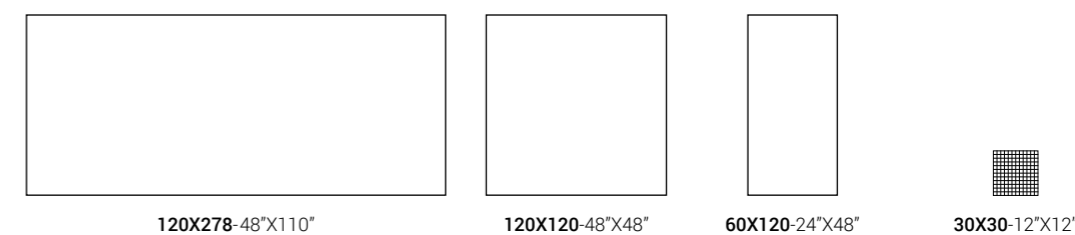


| | | | |
|-----------------|-----------------|----------------|----------------------|
| CAL OY6 278 RM | CAL OY6 120 RM | CAL OY6 12 RM | MK.CAL OY6 30 (T144) |
| CAL OY6 278 LP | CAL OY6 120 LP | CAL OY6 12 LP | |
| CAL OY6 278 LPM | CAL OY6 120 LPM | CAL OY6 12 LPM | |






BRE PH




| | | | |
|-----------------|-----------------|----------------|----------------------|
| BRE PH6 278 RM | BRE PH6 120 RM | BRE PH6 12 RM | MK.BRE PH6 30 (T144) |
| BRE PH6 278 LP | BRE PH6 120 LP | BRE PH6 12 LP | |
| BRE PH6 278 LPM | BRE PH6 120 LPM | BRE PH6 12 LPM | |






TIF GR



120X278-48"X110"




120X120-48"X48"



60X120-24"X48"



30X30-12"X12"



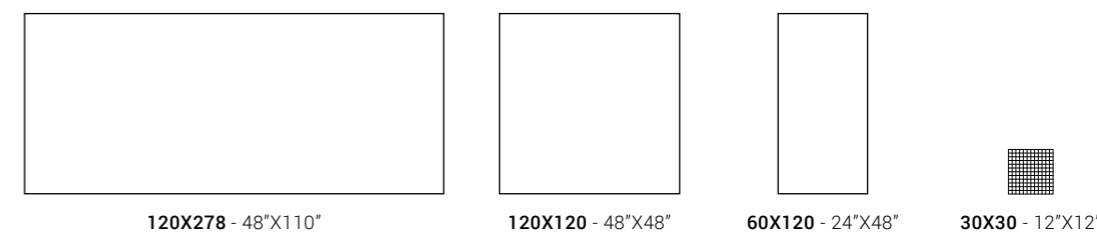
| | | | |
|-----------------|-----------------|----------------|----------------------|
| TIF GR6 278 RM | TIF GR6 120 RM | TIF GR6 12 RM | MK.TIF GR6 30 (T144) |
| TIF GR6 278 LP | TIF GR6 120 LP | TIF GR6 12 LP | |
| TIF GR6 278 LPM | TIF GR6 120 LPM | TIF GR6 12 LPM | |







ABS WH6 278 LP / ABS WH6 12 RM



ABS WH

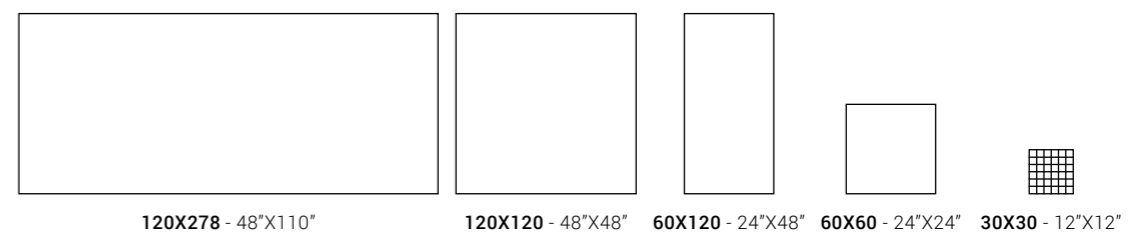


| | | | | | |
|---|---|----------------|----------------|---------------|----------------------|
|  |  | ABS WH6 278 RM | ABS WH6 120 RM | ABS WH6 12 RM | MK.ABS WH6 30 (T144) |
|  |  | ABS WH6 278 LP | ABS WH6 120 LP | ABS WH6 12 LP | |





STA VP



120X278 - 48"X110"

120X120 - 48"X48"

60X120 - 24"X48"



60X60 - 24"X24"

30X30 - 12"X12"

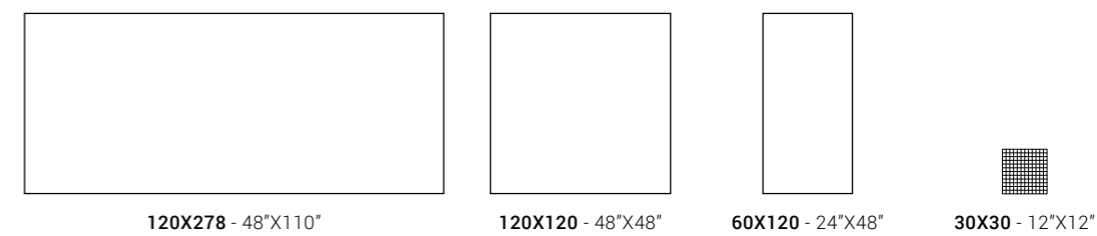


| | | | | |
|----------------|----------------|---------------|---------------|---------------|
| STA VP6 278 RM | STA VP6 120 RM | STA VP6 12 RM | STA VP6 60 RM | MK.STA VP6 30 |
| STA VP6 278 LP | STA VP6 120 LP | STA VP6 12 LP | STA VP6 60 LP | |



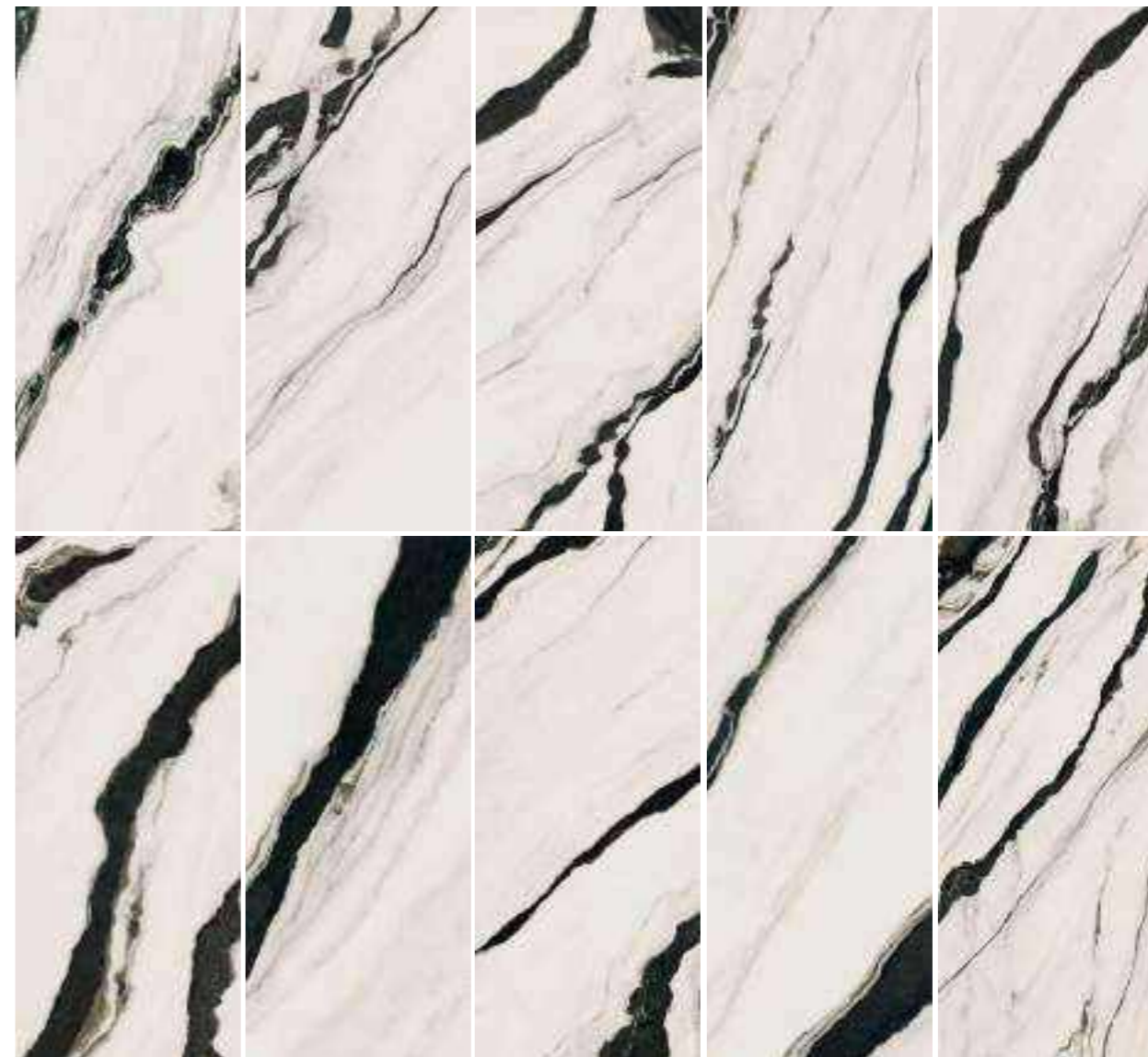


INV WH



| | | | |
|-----------------|----------------|----------------|----------------------|
| | INV WH6 120 RM | INV WH6 12 RM | MK.INV WH6 30 (T144) |
| INV WH6 278 LP | INV WH6 120 LP | INV WH6 12 LP | |
| INV WH6 278 LPM | | INV WH6 12 LPM | |






MARBLE

PAN WH



120X278 - 48"X110"




120X120 - 48"X48"



60X120 - 24"X48"



30X30 - 12"X12"



PAN WH6 278 LP

PAN WH6 120 RM

PAN WH6 120 LP


PAN WH6 12 RM

PAN WH6 12 LP


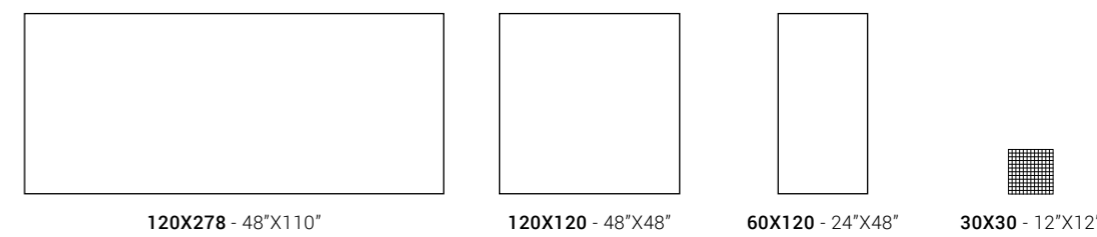
MK.PAN WH6 30 (T144)



MARBLE



PAT WH








| | | | |
|----------------|----------------|---------------|----------------------|
| | PAT WH6 120 RM | PAT WH6 12 RM | MK.PAT WH6 30 (T144) |
| PAT WH6 278 LP | PAT WH6 120 LP | PAT WH6 12 LP | |





CRE DL

| | | | | |
|---|---|---|---|---|
|  |  |  |  |  |
| 120X278 - 48"X110" | 120X120 - 48"X48" | 60X120 - 24"X48" | 60X60 - 24"X24" | 30X30 - 12"X12" |
| CRE DL6 278 RM | CRE DL6 120 RM | CRE DL6 12 RM | CRE DL6 60 RM | MK.CRE DL6 30 |
| CRE DL6 278 LP | CRE DL6 120 LP | CRE DL6 12 LP | CRE DL6 60 LP | |


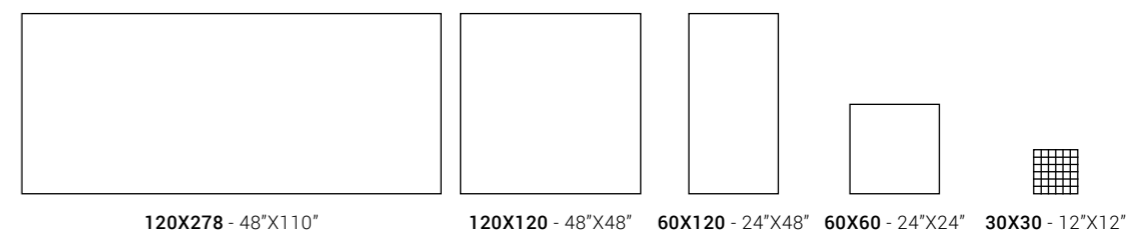





MARBLE

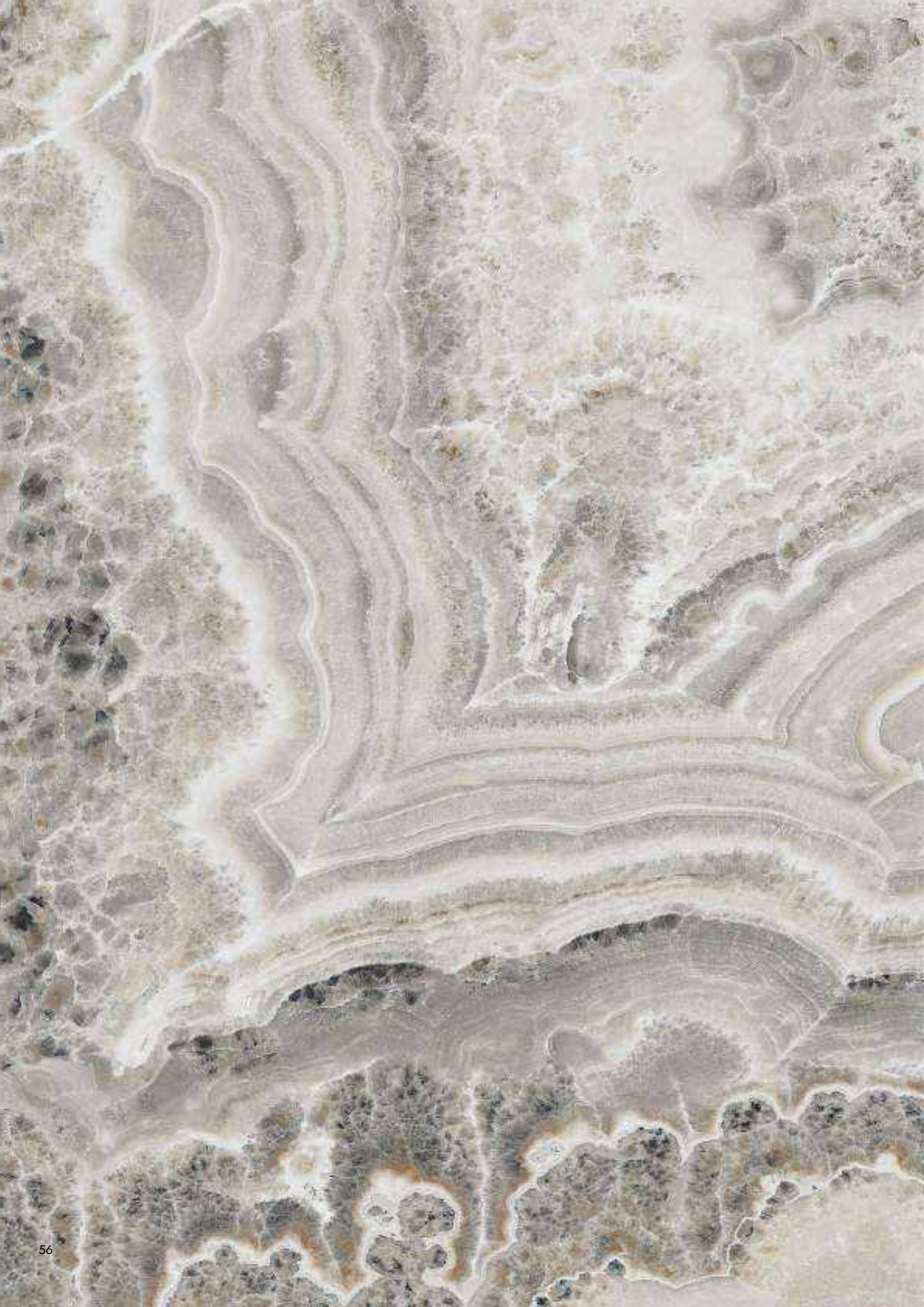


SAN PE









| | | | | |
|----------------|----------------|---------------|---------------|---------------|
| SAN PE6 278 RM | SAN PE6 120 RM | SAN PE6 12 RM | SAN PE6 60 RM | MK.SAN PE6 30 |
| SAN PE6 278 LP | SAN PE6 120 LP | SAN PE6 12 LP | SAN PE6 60 LP | |





BLA DA

| | | | | |
|--|---|---|---|---|
| |  |  |  |  |
| | 120X278 - 48"X110" | 120X120 - 48"X48" | 60X120 - 24"X48" | 30X30 - 12"X12" |
|  N | | BLA DA6 120 RM | BLA DA6 12 RM | MK.BLA DA6 30 (T144) |
|  LP | BLA DA6 278 LP | BLA DA6 120 LP | BLA DA6 12 LP | |





GRE RO



120X278 - 48"X110"



120X120 - 48"X48"



60X120 - 24"X48"




30X30 - 12"X12"



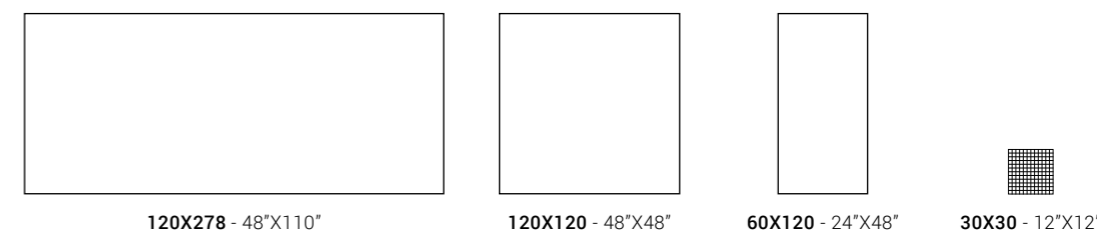
| | | | |
|----|----------------|----------------|----------------------|
| | GRE R06 120 RM | GRE R06 12 RM | MK.GRE R06 30 (T144) |
| LP | GRE R06 278 LP | GRE R06 120 LP | GRE R06 12 LP |



MARBLE




BRE DU

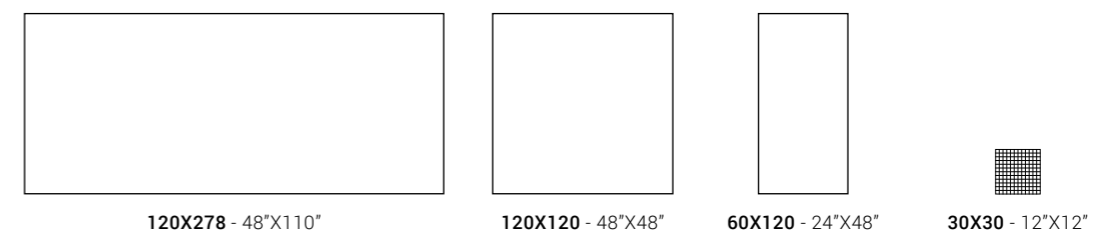


| | | | |
|----------------|----------------|---------------|----------------------|
| | BRE DU6 120 RM | BRE DU6 12 RM | MK.BRE DU6 30 (T144) |
| BRE DU6 278 LP | BRE DU6 120 LP | BRE DU6 12 LP | |






GRA AN


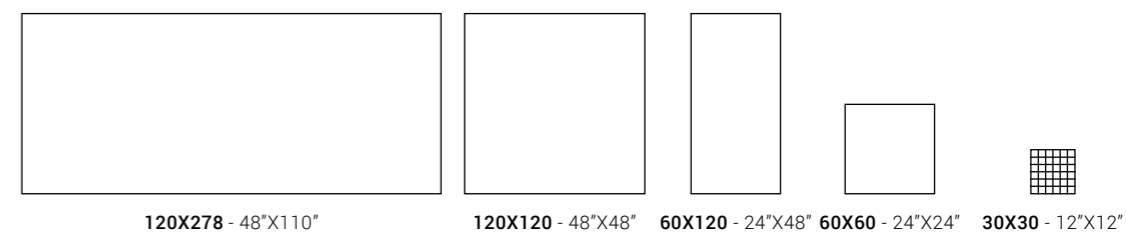


| | | | |
|----------------|----------------|---------------|----------------------|
| | GRA AN6 120 RM | GRA AN6 12 RM | MK.GRA AN6 30 (T144) |
| GRA AN6 278 LP | GRA AN6 120 LP | GRA AN6 12 LP | |







INF BR



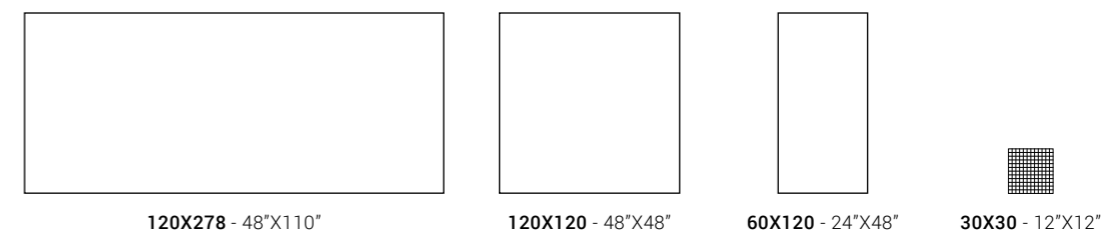
| | | | | |
|----------------|----------------|---------------|---------------|---------------|
| INF BR6 278 RM | INF BR6 120 RM | INF BR6 12 RM | INF BR6 60 RM | MK.INF BR6 30 |
| INF BR6 278 LP | INF BR6 120 LP | INF BR6 12 LP | INF BR6 60 LP | |



MARBLE



BLU AQ



| | | | |
|-----------------|----------------|----------------|----------------------|
| | BLU AQ6 120 RM | BLU AQ6 12 RM | MK.BLU AQ6 30 (T144) |
| BLU AQ6 278 LP | BLU AQ6 120 LP | BLU AQ6 12 LP | |
| BLU AQ6 278 LPM | | BLU AQ6 12 LPM | |



120X278 - 48"X110"




















120X120 - 48"X48"



60X120 - 24"X48"



60X60 - 24"X24"

| | LP | LPM | LPM | RM | LP | LPM | LPM | RM |
|--|---------------|---------------|-----------------------------------|--------------------------|---------------|---------------|-----------------------------------|--------------------------|
| | LISCIO SMOOTH | LISCIO SMOOTH | VENA BASSORILIEVO BAS-RELIEF VEIN | VENA RILIEVO RELIEF VEIN | LISCIO SMOOTH | LISCIO SMOOTH | VENA BASSORILIEVO BAS-RELIEF VEIN | VENA RILIEVO RELIEF VEIN |
|  BRE PH | • | | • | • | • | | • | • |
|  CAL OY | • | | • | • | • | | • | • |
|  ONI AR | • | | • | • | • | | • | • |
|  TIF GR | • | | • | • | • | | • | • |
|  BLU AQ | • | • | | | • | | | • |
|  GRE RO | • | | | • | • | | | • |
|  ABS WH | • | | | • | • | | | • |
|  PAT WH | • | | | • | • | | | • |
|  BRE DU | • | | | • | • | | | • |
|  INV WH | • | • | | | • | | | • |
|  BLA DA | • | | | | • | | | • |
|  GRA AN | • | | | | • | | | • |
|  PAN WH | • | | | | • | | | • |
|  STA VP | • | | | • | • | | | • |
|  SAN PE | • | | | • | • | | | • |
|  CRE DL | • | | | • | • | | | • |
|  INF BR | • | | | • | • | | | • |

| LP | LPM | LPM | RM | LP | LPM | LPM | RM |
|---------------|---------------|-----------------------------------|--------------------------|---------------|---------------|-----------------------------------|--------------------------|
| LISCIO SMOOTH | LISCIO SMOOTH | VENA BASSORILIEVO BAS-RELIEF VEIN | VENA RILIEVO RELIEF VEIN | LISCIO SMOOTH | LISCIO SMOOTH | VENA BASSORILIEVO BAS-RELIEF VEIN | VENA RILIEVO RELIEF VEIN |
| • | | • | • | | | | |
| • | | • | • | | | | |
| • | | • | • | | | | |
| • | | • | • | | | | |
| • | • | | • | | | | |
| • | | | • | | | | |
| • | | | • | | | | |
| • | | | • | | | | |
| • | • | | • | | | | |
| • | | | • | | | | |
| • | | | • | | | | |
| • | | | • | • | | | • |
| • | | | • | • | | | • |
| • | | | • | • | | | • |
| • | | | • | • | | | • |



TIF GR6 120 LP - CROC06 278 LP



INV WH6 120 RM - INV WH6 278 LP
TURTLE6 278LP

LP



CROCO6 278LP
120X278-48"X110"



JAGUAR6 278LP
120X278-48"X110"



LP



PYTHON6 278LP
120X278-48"X110"



ORYX6 278LP
120X278-48"X110"



CROCO6 12LP
60X120-24"X48"



JAGUAR6 12LP
60X120-24"X48"



PYTHON6 12LP
60X120-24"X48"



ORYX6 12LP
60X120-24"X48"



MARBLE

LP



TURTLE6 278LP
120x278-48"x110"  

LP



SNAKE6 278LP
120x278-48"x110"  

LP





GHEPARD6 278LP
120x278-48"x110"  

LP





ZEBRA6 278LP
120x278-48"x110"  



TURTLE6 12LP  
60x120-24"x48"





SNAKE6 12LP  
60x120-24"x48"



GHEPARD6 12LP  
60x120-24"x48"



ZEBRA6 12LP  
60x120-24"x48"

PEZZI SPECIALI

SPECIAL PIECES / PIÈCES SPÉCIALES / FORMTEILE / PIEZAS ESPECIALES / СПЕЦИАЛЬНЫЕ ЭЛЕМЕНТЫ / 特制件

| RM | 6X120-2.4"X48" △ 8 | LP | 6X120-2.4"X48" △ 8 | LPM | 6X120-2.4"X48" △ 8 |
|--------|--------------------|--------|--------------------|--------|--------------------|
| ONI AR | ONI AR6 BT120 | ONI AR | ONI AR6 BT120LP | ONI AR | ONI AR6BT120LPM |
| CAL OY | CAL OY6 BT120 | CAL OY | CAL OY6 BT120LP | CAL OY | CAL OY6BT120LPM |
| BRE PH | BRE PH6 BT120 | BRE PH | GRE PH6 BT120LP | BRE PH | BRE PH6BT120LPM |
| TIF GR | TIF GR6 BT120 | TIF GR | TIF GR6 BT120LP | TIF GR | TIF GR6BT120LPM |
| ABS WH | ABS WH6 BT120 | ABS WH | ABS WH6 BT120LP | ABS WH | |
| STA VP | STA VP6 BT120 | STA VP | STA VP6 BT120LP | STA VP | |
| INV WH | INV WH6 BT120 | INV WH | INV WH6 BT120LP | INV WH | |
| PAN WH | PAN WH6 BT120 | PAN WH | PAN WH6 BT120LP | PAN WH | |
| PAT WH | PAT WH6 BT120 | PAT WH | PAT WH6 BT120LP | PAT WH | |
| CRE DL | CRE DL6 BT120 | CRE DL | CRE DL6 BT120LP | CRE DL | |
| SAN PE | SAN PE6 BT120 | SAN PE | SAN PE6 BT120LP | SAN PE | |
| BLA DA | BLA DA6 BT120 | BLA DA | BLA DA6 BT120LP | BLA DA | |
| GRE RO | GRE RO6 BT120 | GRE RO | GRE RO6 BT120LP | GRE RO | |
| BRE DU | BRE DU6 BT120 | BRE DU | BRE DU6 BT120LP | BRE DU | |
| GRA AN | GRA AN6 BT120 | GRA AN | GRA AN6 BT120LP | GRA AN | |
| INF BR | INF BR6 BT120 | INF BR | INF BR6 BT120LP | INF BR | |
| BLU AQ | BLU AQ6 BT120 | BLU AQ | BLU AQ6 BT120LP | BLU AQ | |

IMBALLI

PACKAGING / EMBALLAGES / VERPACKUNGEN / EMBALAJES / УПАКОВКИ / 包装

| FORMATO NOMINALE NOMINAL SIZE | BORDO EDGE | SPESSORE THICKNESS | BOX | | | PALLET | | |
|----------------------------------|---------------|-----------------------|-------------------|------------------|------------------|----------------------------|------------------------|------------------------|
| | | | PZ/BOX PCS/BOX | MQ/BOX SM/BOX | KG/BOX KG/BOX | BOX/PALLET BOXES/PALLET | MQ/PALLET SM/PALLET | KG/PALLET KG/PALLET |
| 120X278-48"X110" | RECTIFIED | 6,5 | 1 | 3,336 | 53,00 | 20 | 66,72 | 1080,00 |
| 120X120-48"X48" | RECTIFIED | 6,5 | 2 | 2,88 | 46,24 | 30 | 86,40 | 1407,11 |
| 60X120-24"X48" | RECTIFIED | 6,5 | 4 | 2,88 | 46,17 | 16 | 46,08 | 758,68 |
| 60X60-24"X24" | RECTIFIED | 6,5 | 5 | 1,80 | 28,49 | 32 | 57,60 | 931,80 |
| 30X30-12"X12" MOSAIC | RECTIFIED | 6,5 | 6 | 0,54 | 7,48 | 72 | 38,88 | 558,20 |

MARBLE

CARATTERISTICHE TECNICHE SPECIFICHE

TECHNICAL FEATURES SPECIFICATIONS / CARACTÉRISTIQUES TECHNIQUES SPÉCIFIQUE / TECHNISCHE EIGENSCHAFTEN
CARACTERÍSTICAS TÉCNICAS ESPECÍFICAS / ТРЕБУЕМЫЕ ТЕХНИЧЕСКИЕ ХАРАКТЕРИСТИКИ / 特殊技术规格

| THE ROOM RM | DIN EN 16165 Annex B / DIN 51130 (R) | DIN EN 16165 Annex A / DIN 51097 (A+B+C) | B.C.R. DM 14/6/89 N. 236 | | PENDULUM BS EN16165 Annex C / BS7976 (INGLESE) | PENDULUM AS/NZS 4856 (AUSTRALIANO) | PENDULUM UNE 41901/ 12633 (SPAGNOLO) | BOT 3000 (DCOF) ANSI 326.3 (AMERICANO) |
|-------------|---|---|--------------------------------|------|---|--|---|---|
| | | | C.A. | G.B. | | | | |
| | R9 | A | >0.4 | >0.4 | >25 | >25 | 1 | >0,42 |

Valori medi riferiti al prodotto integro prima della posa. / Average value referred to the full tile before installation.

MUSE

MARBLE

COLOR BODY PORCELAIN TILE


GRES PORCELLANATO COLORATO IN MASSA / GRÈS CÉRAME TEINTÉ DANS LA MASSE / EINGEFÄRBTES FEINSTEINZEUG
GRES PORCELÁNICO COLOREADO EN MASA / КЕРАМОГРАНИТ ОКРАШЕННЫЙ В МАССЕ / 彩色通体瓷质砖

CONFORME / ACCORDING TO / CONFORME / KONFORM / CONFORME / СООТВЕТСТВУЕТ / 合格
UNI EN 14411 - G B1a



FORMATI

SIZES / FORMATS / FORMATE / FORMATOS / ФОРМАТЫ / 规格



120X120
48"X48"

60X120
24"X48"

60X60
24"X24"

SUPERFICI

SURFACES / SURFACES / OBERFLÄCHEN / SUPERFICIES / ПОВЕРХНОСТИ / 表面




N ○

PT ⊕

LP ⊕

COLORI

COLOURS / COULEURS / FARBEN / COLORES / ЦВЕТА / 颜色





MARBLE

W

BG



MACCHIAAP1WLP
120X120-48"X48"

POSA 2

MACCHIAAP2WLP
120X120-48"X48"


POSA 3

MACCHIAAP1BGLP
120X120-48"X48"

POSA 2

MACCHIAAP2BGLP
120X120-48"X48"

POSA 3




120X120-48"X48"



60X120-24"X48"



60X60-24"X24"



120X120-48"X48"



60X120-24"X48"



60X60-24"X24"



| | | |
|--------------|-------------|-------------|
| MUSE 120W | MUSE 12W | MUSE 60W |
| MUSE 120W PT | MUSE 12W PT | MUSE 60W PT |
| MUSE 120W LP | MUSE 12W LP | MUSE 60W LP |


| | | |
|---------------|--------------|--------------|
| MUSE 120BG | MUSE 12BG | MUSE 60BG |
| MUSE 120BG PT | MUSE 12BG PT | MUSE 60BG PT |
| MUSE 120BG LP | MUSE 12BG LP | MUSE 60BG LP |



MARBLE

G

DG



MACCHIAAP1GLP
120X120-48"X48"

POSA 2

MACCHIAAP2GLP
120X120-48"X48"


POSA 3

MACCHIAAP1DGLP
120X120-48"X48"

POSA 2

MACCHIAAP2DGLP
120X120-48"X48"

POSA 3




120X120-48"X48"



60X120-24"X48"



60X60-24"X24"



120X120-48"X48"



60X120-24"X48"



60X60-24"X24"




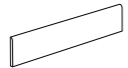

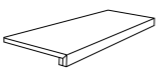



| | | |
|--------------|-------------|-------------|
| MUSE 120G | MUSE 12G | MUSE 60G |
| MUSE 120G PT | MUSE 12G PT | MUSE 60G PT |
| MUSE 120G LP | MUSE 12G LP | MUSE 60G LP |


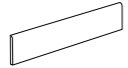





| | | |
|---------------|--------------|--------------|
| MUSE 120DG | MUSE 12DG | MUSE 60DG |
| MUSE 120DG PT | MUSE 12DG PT | MUSE 60DG PT |
| MUSE 120DG LP | MUSE 12DG LP | MUSE 60DG LP |

PEZZI SPECIALI

SPECIAL PIECES / PIÈCES SPÉCIALES / FORMTEILE / PIEZAS ESPECIALES / СПЕЦИАЛЬНЫЕ ЭЛЕМЕНТЫ / 特制件

| | | | |
|---|--|---|--|
|  |  |  |  |
| | 6X120-2.4"X48"  | 6X60-2.4"X24"  | 120X32,5-48"X12.8"  |
| W | MUSE BT120W | MUSE BT60W | MUSE G120W |
| BG | MUSE BT120BG | MUSE BT60BG | MUSE G120BG |
| G | MUSE BT120G | MUSE BT60G | MUSE G120G |
| DG | MUSE BT120DG | MUSE BT60DG | MUSE G120DG |

| | | |
|---|--|---|
|  |  |  |
| | 6X120-2.4"X48"  | 6X60-2.4"X24"  |
| W | MUSE BT120W LP | MUSE BT60W LP |
| BG | MUSE BT120BG LP | MUSE BT60BG LP |
| G | MUSE BT120G LP | MUSE BT60G LP |
| DG | MUSE BT120DG LP | MUSE BT60DG LP |

IMBALLI

PACKAGING / EMBALLAGES / VERPACKUNGEN / EMBALAJES / УПАКОВКИ / 包装

| FORMATO NOMINALE NOMINAL SIZE | BORDO EDGE | SPESSORE THICKNESS | BOX | | | PALLET | | |
|----------------------------------|---------------|-----------------------|-------------------|------------------|------------------|----------------------------|------------------------|------------------------|
| | | | PZ/BOX PCS/BOX | MQ/BOX SM/BOX | KG/BOX KG/BOX | BOX/PALLET BOXES/PALLET | MQ/PALLET SM/PALLET | KG/PALLET KG/PALLET |
| 120X120-48"X48" | RECTIFIED | 10,5 | 1 | 1,44 | 35,17 | 36 | 51,84 | 1286,12 |
| 60X120-24"X48" | RECTIFIED | 10,5 | 2 | 1,44 | 33,98 | 27 | 38,88 | 937,55 |
| 60X60-24"X24" | RECTIFIED | 10,5 | 3 | 1,08 | 25,36 | 32 | 34,56 | 831,47 |

CARATTERISTICHE TECNICHE SPECIFICHE

TECHNICAL FEATURES SPECIFICATIONS / CARACTÉRISTIQUES TECHNIQUES SPÉCIFIQUE / TECHNISCHE EIGENSCHAFTEN
CARACTERÍSTICAS TÉCNICAS ESPECÍFICAS / ТРЕБУЕМЫЕ ТЕХНИЧЕСКИЕ ХАРАКТЕРИСТИКИ / 特殊技术规格

| MUSE | DIN EN 16165 Annex B / DIN 51130 (R) | DIN EN 16165 Annex A / DIN 51097 (A+B+C) | B.C.R. DM 14/6/89 N. 236 | | PENDULUM BS EN16165 Annex C / BS7976 (INGLESE) | PENDULUM AS/NZS 4856 (AUSTRALIANO) | PENDULUM UNE 41901/ 12633 (SPAGNOLO) | BOT 3000 (DCOF) ANSI 326.3 (AMERICANO) |
|------|---|---|--------------------------------|------|---|--|---|---|
| | R10 | A | C.A. | G.B. | >25 | - | 1 | >0,42 |
| | | | >0.4 | >0.4 | >25 | - | 1 | >0,42 |

Valori medi riferiti al prodotto integro prima della posa. / Average value referred to the full tile before installation.



MUSE 120W PT - MACCHIAAP.1WLP - MACCHIAAP.2WLP

GENUS



MARBLE

COLOR BODY PORCELAIN TILE


GRES PORCELLANATO COLORATO IN MASSA / GRÈS CÉRAME TEINTÉ DANS LA MASSE / EINGEFÄRBTES FEINSTEINZEUG
GRES PORCELÁNICO COLOREADO EN MASA / КЕРАМОГРАНИТ ОКРАШЕННЫЙ В МАССЕ / 彩色通体瓷质砖

CONFORME / ACCORDING TO / CONFORME / KONFORM / CONFORME / СООТВЕТСТВУЕТ / 合格
UNI EN 14411 – G Bla



FORMATI

SIZES / FORMATS / FORMATE / FORMATOS / ФОРМАТЫ / 规格



120X120
48"X48"

60X120
24"X48"

60X60
24"X24"

SUPERFICI

SURFACES / SURFACES / OBERFLÄCHEN / SUPERFICIES / ПОВЕРХНОСТИ / 表面



N ○

LP ⊗

COLORI

COLOURS / COULEURS / FARBEN / COLORES / ЦВЕТА / 颜色





GOLD B



GOLD W




GNSG DK 60B LP
60X60-24"X24"



MK.GNSG BN
30X30-12"X12"



GNSG DK 60W LP
60X60-24"X24"



MK.GNSG WN
30X30-12"X12"



120X120-48"X48"



60X120-24"X48"



60X60-24"X24"



30X30-12"X12"



GNSG 120B RM

GNSG 12B RM


GNSG 60B RM

MK.GNSG B (T144)

GNSG 120B LP

GNSG 12B LP

GNSG 60B LP



120X120-48"X48"




60X120-24"X48"



60X60-24"X24"



30X30-12"X12"



GNSG 120W RM

GNSG 12W RM


GNSG 60W RM

MK.GNSG W (T144)

GNSG 120W LP

GNSG 12W LP

GNSG 60W LP



GOLD N

PEZZI SPECIALI

SPECIAL PIECES / PIÈCES SPÉCIALES / FORMTEILE / PIEZAS ESPECIALES / СПЕЦИАЛЬНЫЕ ЭЛЕМЕНТЫ / 特制件


| | | | |
|--|------------------|--|------------------|
| | | | |
| | 6X120-2.4\"X48\" | | 6X120-2.4\"X48\" |
| | GNSG BT120B | | GNSG BT120B LP |
| | GNSG BT120W | | GNSG BT120W LP |
| | GNSG BT120N | | GNSG BT120N LP |



GNSG DK 60N LP
60X60-24\"X24\"



MK.GNSG BN



MK.GNSG WN

IMBALLI

PACKAGING / EMBALLAGES / VERPACKUNGEN / EMBALAJES / УПАКОВКИ / 包装

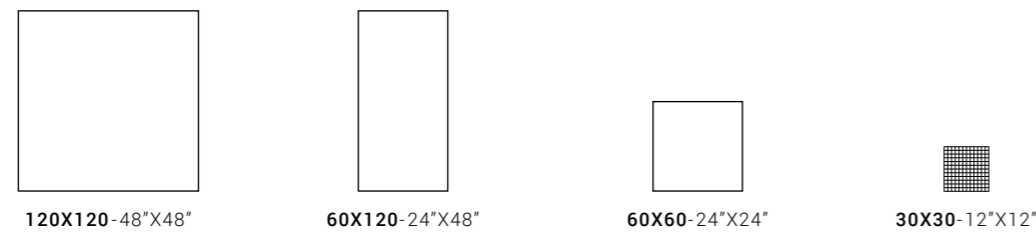
| FORMATO NOMINALE NOMINAL SIZE | BORDO EDGE | SPESSORE THICKNESS | BOX | | | PALLET | | |
|----------------------------------|---------------|-----------------------|-------------------|------------------|------------------|----------------------------|------------------------|------------------------|
| | | | PZ/BOX PCS/BOX | MQ/BOX SM/BOX | KG/BOX KG/BOX | BOX/PALLET BOXES/PALLET | MQ/PALLET SM/PALLET | KG/PALLET KG/PALLET |
| 120X120-48\"X48\" | RECTIFIED | 10,5 | 1 | 1,44 | 34,98 | 36 | 51,84 | 1279,10 |
| 60X120-24\"X48\" | RECTIFIED | 10,5 | 2 | 1,44 | 34,42 | 27 | 38,88 | 949,25 |
| 60X60-24\"X24\" | RECTIFIED | 10,5 | 3 | 1,08 | 25,62 | 32 | 34,56 | 839,73 |
| 30X30-12\"X12\" MOSAIC | RECTIFIED | 10,5 | 6 | 0,54 | 11,11 | 48 | 25,92 | 553,04 |

CARATTERISTICHE TECNICHE SPECIFICHE

TECHNICAL FEATURES SPECIFICATIONS / CARACTÉRISTIQUES TECHNIQUES SPÉCIFIQUE / TECHNISCHE EIGENSCHAFTEN
CARACTERÍSTICAS TÉCNICAS ESPECÍFICAS / ТРЕБУЕМЫЕ ТЕХНИЧЕСКИЕ ХАРАКТЕРИСТИКИ / 特殊技术规格

| | DIN EN 16165 Annex B / DIN 51130 (R) | DIN EN 16165 Annex A / DIN 51097 (A+B+C) | B.C.R. DM 14/6/89 N. 236 | | PENDULUM BS EN16165 Annex C / BS7976 (INGLESE) | PENDULUM AS/NZS 4856 (AUSTRALIANO) | PENDULUM UNE 41901/ 12633 (SPAGNOLO) | BOT 3000 (DCOF) ANSI 326.3 (AMERICANO) |
|--|---|---|--------------------------------|------|---|--|---|---|
| | | | C.A. | G.B. | | | | |
| | R9 | A | >0.4 | >0.4 | >25 | - | 1 | >0,42 |

Valori medi riferiti al prodotto integro prima della posa. / Average value referred to the full tile before installation.



| | | | | |
|--|--------------|-------------|-------------|------------------|
| | GNSG 120N RM | GNSG 12N RM | GNSG 60N RM | MK.GNSG N (T144) |
| | GNSG 120N LP | GNSG 12N LP | GNSG 60N LP | |

STONE EFFECT

| | |
|------------|-----|
| The Rock™ | 104 |
| Vibes | 166 |
| Stoncrete | 184 |
| Lime-Rock | 206 |
| X-Rock | 218 |
| Blue Savoy | 234 |
| Brixstone | 242 |
| Walk | 250 |
| Trai™ | 258 |

THE ROCK™ (6,5)



COLOR BODY PORCELAIN TILE

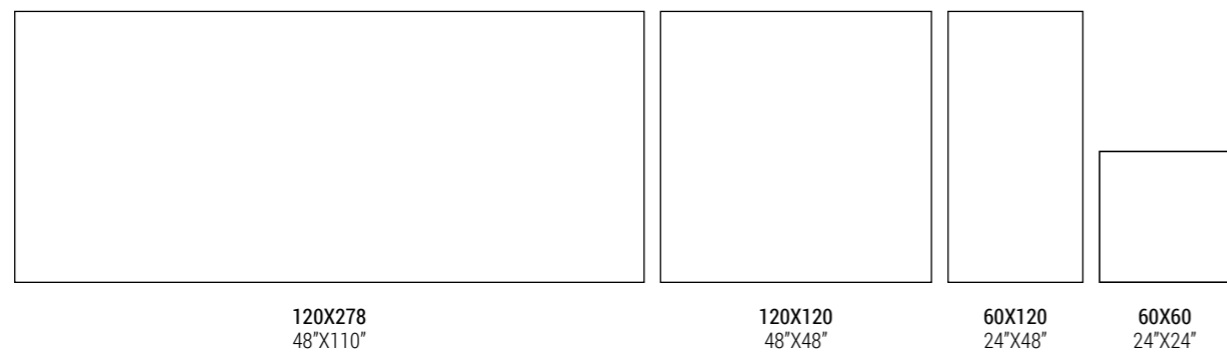
GRES PORCELLANATO COLORATO IN MASSA / GRÈS CÉRAMÉ TEINTÉ DANS LA MASSE / EINGEFÄRBTES FEINSTEINZEUG
GRES PORCELÁNICO COLOREADO EN MASA / КЕРАМОГРАНИТ ОКРАШЕННЫЙ В МАССЕ / 彩色通体瓷质砖

CONFORME / ACCORDING TO / CONFORME / KONFORM / CONFORME / COOTBETCTBYET / 合格
UNI EN 14411 - G BIa



FORMATI

SIZES / FORMATS / FORMATE / FORMATOS / ФОРМАТЫ / 规格



SUPERFICI

SURFACES / SURFACES / OBERFLÄCHEN / SUPERFICIES / ПОВЕРХНОСТИ / 表面



COLORI

COLOURS / COULEURS / FARBEN / COLORES / ЦВЕТА / 颜色






STONE

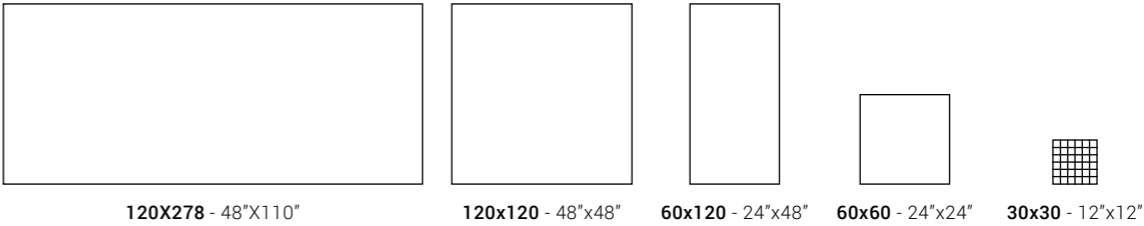


NEGRES



NEGRES6 DK12 RM
60X120-24"X48" △ 2

STONE



120X278 - 48"X110" 120x120 - 48"x48" 60x120 - 24"x48" 60x60 - 24"x24" 30x30 - 12"x12"



NEGRES6 278 RM NEGRES6 120 RM NEGRES6 12 RM NEGRES6 60 RM MK.NEGRES6 30



SOAPST6 278 RM - SOAPST6 120 RM



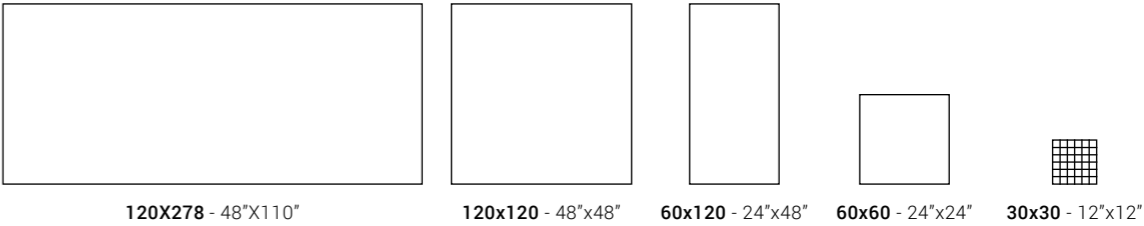
STONE



SOAPST



SOAPST6 DK12 RM
60X120-24"X48" △ 2



SOAPST6 278 RM SOAPST6 120 RM SOAPST6 12 RM SOAPST6 60 RM MK.SOAPST6 30



IN
ARDESIG 278 RM - ARDESIG 120 RM

OUT
ARDESI 90 AS RM




ARDESI

ARDES16 DK12 RM
60x120-24"x48" △ 2



120X278 - 48"x110"



120x120 - 48"x48"



60x120 - 24"x48"



60x60 - 24"x24"



30x30 - 12"x12"



ARDES16 278 RM

ARDES16 120 RM

ARDES16 12 RM

ARDES16 60 RM

MK.ARDES16 30

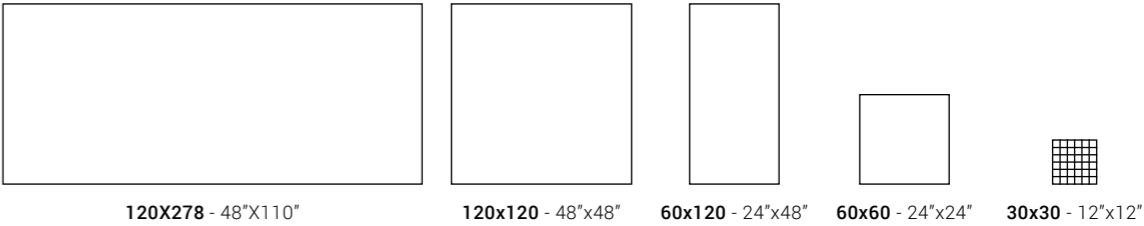


TRARGE6 12 RM - TRARGE 12 RM



TRARGE

TRARGE6 DK12 RM
60X120-24"X48" △ 2



120X278 - 48"X110" 120x120 - 48"x48" 60x120 - 24"x48" 60x60 - 24"x24" 30x30 - 12"x12"

TRARGE6 278 RM TRARGE6 120 RM TRARGE6 12 RM TRARGE6 60 RM MK.TRARGE6 30



STONE




BORVEN



BORVEN DK12 RM
60X120-24"x48" △ 2



120X278 - 48"x110"



120x120 - 48"x48"



60x120 - 24"x48"



60x60 - 24"x24"



30x30 - 12"x12"



BORVEN6 278 RM

BORVEN6 120 RM

BORVEN6 12 RM

BORVEN6 60 RM

MK.BORVEN6 30



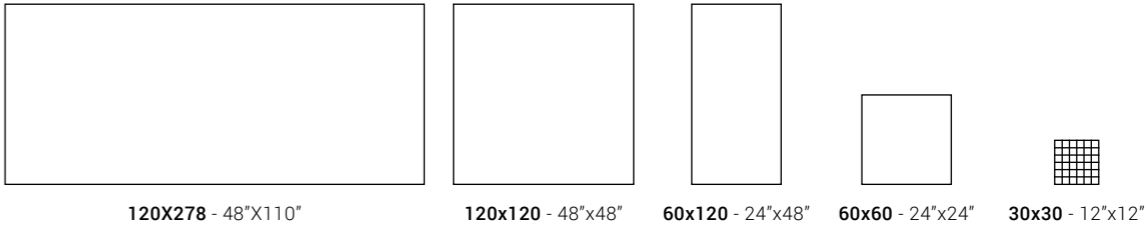
STONE



STONE

MACAUB

MACAUB6 DK12 RM
60X120-24"X48" △ 2



MACAUB6 278 RM MACAUB6 120 RM MACAUB6 12 RM MACAUB6 60 RM MK.MACAUB6 30

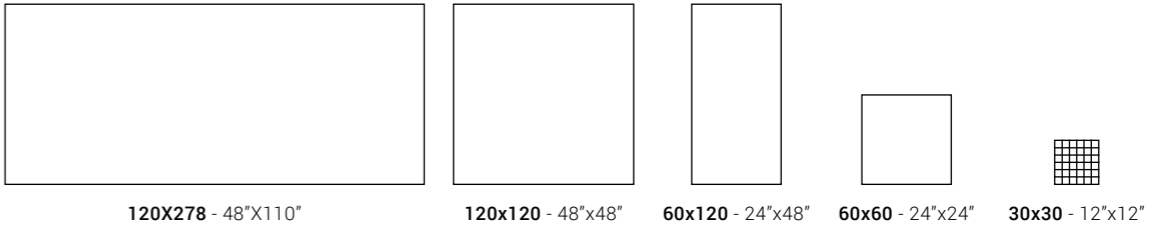






DORSET



DORSET6 DK12 RM
60X120-24"X48" △ 2



120X278 - 48"X110" 120x120 - 48"x48" 60x120 - 24"x48" 60x60 - 24"x24" 30x30 - 12"x12"

| | | | | | | |
|---|---|----------------|----------------|---------------|---------------|---------------|
|  |  | DORSET6 278 RM | DORSET6 120 RM | DORSET6 12 RM | DORSET6 60 RM | MK.DORSET6 30 |
|---|---|----------------|----------------|---------------|---------------|---------------|

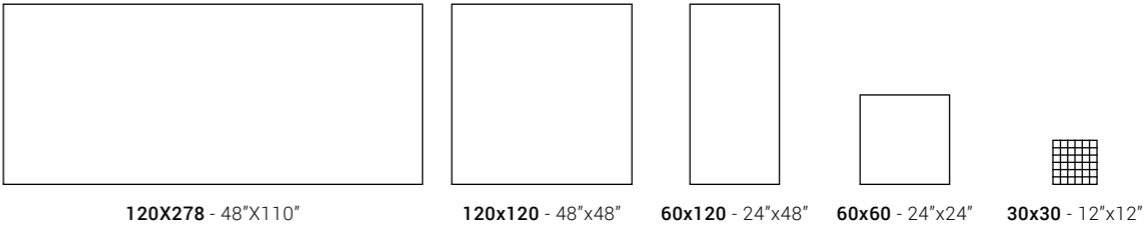




PIASEN



PIASEN6 DK12 RM
60x120-24"x48" △ 2




120X278 - 48"x110" 120x120 - 48"x48" 60x120 - 24"x48" 60x60 - 24"x24" 30x30 - 12"x12"



PIASEN6 278 RM PIASEN6 120 RM PIASEN6 12 RM PIASEN6 60 RM MK.PIASEN6 30



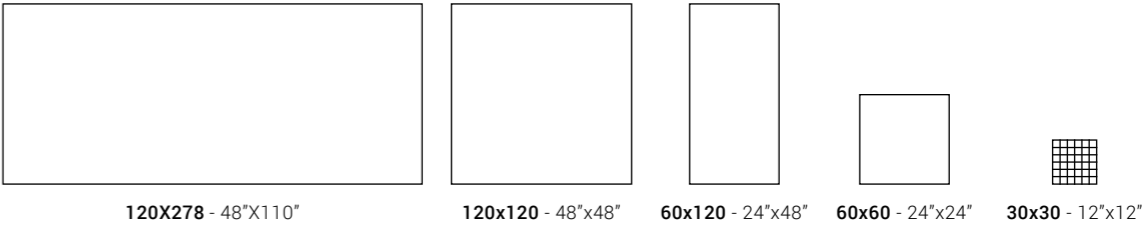


BREIMP



BREIMP6 DK12 RM
60X120-24"X48" △ 2

STONE

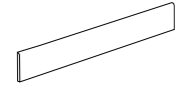


BREIMP6 278 RM BREIMP6 120 RM BREIMP6 12 RM BREIMP6 60 RM MK.BREIMP6 30

THE ROCK™ 6,5

PEZZI SPECIALI

SPECIAL PIECES / PIÈCES SPÉCIALES / FORMTEILE / PIEZAS ESPECIALES / СПЕЦИАЛЬНЫЕ ЭЛЕМЕНТЫ / 特制件



6x120-2.4"x48" △ 8



6x60-2.4"x24" △ 10

| | | |
|--------|---------------|--------------|
| NEGRES | NEGRES6 BT120 | NEGRES6 BT60 |
| SOAPST | SOAPST6 BT120 | SOAPST6 BT60 |
| ARDESI | ARDESI6 BT120 | ARDESI6 BT60 |
| TRARGE | TRARGE6 BT120 | TRARGE6 BT60 |
| BORVEN | BORVEN6 BT120 | BORVEN6 BT60 |
| MACAUB | MACAUB6 BT120 | MACAUB6 BT60 |
| DORSET | DORSET6 BT120 | DORSET6 BT60 |
| PIASEN | PIASEN6 BT120 | PIASEN6 BT60 |
| BREIMP | BREIMP6 BT120 | BREIMP6 BT60 |

IMBALLI

PACKAGING / EMBALLAGES / VERPACKUNGEN / EMBALAJES / УПАКОВКИ / 包装

| FORMATO NOMINALE NOMINAL SIZE | BORDO EDGE | SPESSORE THICKNESS | SCATOLA / BOX | | | PALLET | | |
|----------------------------------|---------------|-----------------------|-------------------|------------------|------------------|----------------------------|------------------------|------------------------|
| | | | PZ/BOX PCS/BOX | MQ/BOX SM/BOX | KG/BOX KG/BOX | BOX/PALLET BOXES/PALLET | MQ/PALLET SM/PALLET | KG/PALLET KG/PALLET |
| 120x278-48"x110" | RECTIFIED | 6,5 | 1 | 3,336 | 53,00 | 20 | 66,72 | 1080,00 |
| 120x120-48"x48" | RECTIFIED | 6,5 | 2 | 2,88 | 44,07 | 30 | 86,40 | 1342,00 |
| 60x120-24"x48" | RECTIFIED | 6,5 | 4 | 2,88 | 44,43 | 16 | 46,08 | 730,84 |
| 60x60-24"x24" | RECTIFIED | 6,5 | 5 | 1,80 | 27,26 | 32 | 57,60 | 892,18 |
| 30x30-12"x12" MOSAIC | MOSAIC | 6,5 | 6 | 0,54 | 7,47 | 72 | 38,88 | 558,20 |

CARATTERISTICHE TECNICHE SPECIFICHE

TECHNICAL FEATURES SPECIFICATIONS / CARACTÉRISTIQUES TECHNIQUES SPÉCIFIQUE / TECHNISCHE EIGENSCHAFTEN
CARACTERÍSTICAS TÉCNICAS ESPECÍFICAS / ТРЕБУЕМЫЕ ТЕХНИЧЕСКИЕ ХАРАКТЕРИСТИКИ / 特殊技术规格

| THE ROCK 6,5 | DIN EN 16165 Annex B / DIN 51130 (R) | DIN EN 16165 Annex A / DIN 51097 (A+B+C) | B.C.R. DM 14/6/89 N. 236 | | PENDULUM BS EN16165 Annex C / BS7976 (INGLESE) | PENDULUM AS/NZS 4856 (AUSTRALIANO) | PENDULUM UNE 41901/ 12633 (SPAGNOLO) | BOT 3000 (DCOF) ANSI 326.3 (AMERICANO) |
|--------------|---|---|--------------------------------|------|---|--|---|---|
| | | | C.A. | G.B. | | | | |
| | R10 | A+B | >0.4 | >0.4 | >25 | >25 | 1 | >0,42 |

Valori medi riferiti al prodotto integro prima della posa. / Average value referred to the full tile before installation.



SOAPST6 120 RM

THE ROCK™

STONE



COLOR BODY PORCELAIN TILE

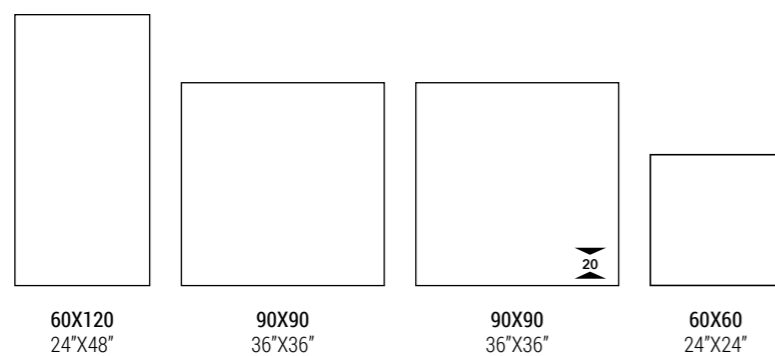
GRES PORCELLANATO COLORATO IN MASSA / GRÈS CÉRAME TEINTÉ DANS LA MASSE / EINGEFÄRBTES FEINSTEINZEUG
GRES PORCELÁNICO COLOREADO EN MASA / КЕРАМОГРАНИТ ОКРАШЕННЫЙ В МАССЕ / 彩色通体瓷质砖

CONFORME / ACCORDING TO / CONFORME / KONFORM / CONFORME / COOTBETCTBYET / 合格
UNI EN 14411 - G Bla



FORMATI

SIZES / FORMATS / FORMATE / FORMATOS / ФОРМАТЫ / 规格



SUPERFICI

SURFACES / SURFACES / OBERFLÄCHEN / SUPERFICIES / ПОВЕРХНОСТИ / 表面



COLORI

COLOURS / COULEURS / FARBEN / COLORES / ЦВЕТА / 颜色











NEGRES

SOAPST

STONE



60X120 - 24"x48"



90x90-36"x36"



60X60 - 24"x24"

NEGRES 12 RM

NEGRES 90 RM

NEGRES 60 RM



60X120 - 24"x48"



90x90-36"x36"





60X60 - 24"x24"

SOAPST 12 RM

SOAPST 90 RM

SOAPST 60 RM






ARDESI

TRARGE


STONE



60X120 - 24"x48"



90x90-36"x36"



60X60 - 24"x24"


ARDESI 12 RM

ARDESI 90 RM


ARDESI 60 RM



60X120 - 24"x48"



90x90-36"x36"



60X60 - 24"x24"

TRARGE 12 RM

TRARGE 90 RM

TRARGE 60 RM





BORVEN

MACAUB

STONE



60X120 - 24"x48"



90x90-36"x36"



60X60 - 24"x24"

ARDESI 12 RM

ARDESI 90 RM

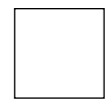
ARDESI 60 RM



60X120 - 24"x48"



90x90-36"x36"



60X60 - 24"x24"

TRARGE 12 RM

TRARGE 90 RM

TRARGE 60 RM

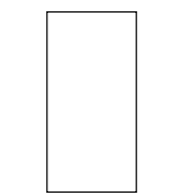




DORSET

PIASEN

STONE



60X120 - 24"x48"



90x90-36"x36"



60X60 - 24"x24"


DORSET 12 RM

DORSET 90 RM

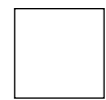
DORSET 60 RM



60X120 - 24"x48"



90x90-36"x36"



60X60 - 24"x24"

PIASEN 12 RM

PIASEN 90 RM

PIASEN 60 RM

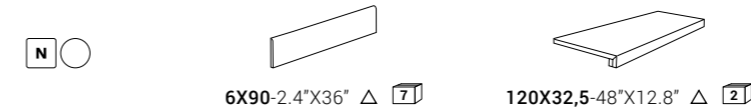




BREIMP

PEZZI SPECIALI

SPECIAL PIECES / PIÈCES SPÉCIALES / FORMTEILE / PIEZAS ESPECIALES / СПЕЦИАЛЬНЫЕ ЭЛЕМЕНТЫ / 特制件



| | | |
|--------|-------------|-------------|
| NEGRES | NEGRES BT90 | NEGRES G120 |
| SOAPST | SOAPST BT90 | SOAPST G120 |
| ARDESI | ARDESI BT90 | ARDESI G120 |
| TRARGE | TRARGE BT90 | TRARGE G120 |
| BORVEN | BORVEN BT90 | BORVEN G120 |
| MACAUB | MACAUB BT90 | MACAUB G120 |
| DORSET | DORSET BT90 | DORSET G120 |
| PIASEN | PIASEN BT90 | PIASEN G120 |
| BREIMP | BREIMP BT90 | BREIMP G120 |

IMBALLI

PACKAGING / EMBALLAGES / VERPACKUNGEN / EMBALAJES / УПАКОВКИ / 包装

| FORMATO NOMINALE NOMINAL SIZE | BORDO EDGE | SPESSORE THICKNESS | SCATOLA / BOX | | | PALLET | | |
|----------------------------------|---------------|-----------------------|-------------------|------------------|------------------|----------------------------|------------------------|------------------------|
| | | | PZ/BOX PCS/BOX | MQ/BOX SM/BOX | KG/BOX KG/BOX | BOX/PALLET BOXES/PALLET | MQ/PALLET SM/PALLET | KG/PALLET KG/PALLET |
| 60x120-24\"X48" | RECTIFIED | 10 | 2 | 1,44 | 33,17 | 30 | 43,20 | 1015,17 |
| 90x90-36\"X36" | RECTIFIED | 10 | 2 | 1,62 | 37,54 | 22 | 35,64 | 845,98 |
| 60x60-24\"X24" | RECTIFIED | 10 | 3 | 1,08 | 24,70 | 40 | 43,20 | 1008,11 |

CARATTERISTICHE TECNICHE SPECIFICHE

TECHNICAL FEATURES SPECIFICATIONS / CARACTÉRISTIQUES TECHNIQUES SPÉCIFIQUE / TECHNISCHE EIGENSCHAFTEN
CARACTERÍSTICAS TÉCNICAS ESPECÍFICAS / ТРЕБУЕМЫЕ ТЕХНИЧЕСКИЕ ХАРАКТЕРИСТИКИ / 特殊技术规格

| THE ROCK 10 | DIN EN 16165 Annex B / DIN 51130 (R) | DIN EN 16165 Annex A / DIN 51097 (A+B+C) | B. C. R. DM 14/6/89 N. 236 | | PENDULUM BS EN16165 Annex C / BS7976 (INGLESE) | PENDULUM AS/NZS 4856 (AUSTRALIANO) | PENDULUM UNE 41901/ 12633 (SPAGNOLO) | BOT 3000 (DCOF) ANSI 326.3 (AMERICANO) |
|-------------|---|---|----------------------------------|------|---|--|---|---|
| | | | C.A. | G.B. | | | | |
| | R10 | A+B | >0.4 | >0.4 | >25 | >25 | 1 | >0,42 |

Valori medi riferiti al prodotto integro prima della posa. / Average value referred to the full tile before installation.



60X120 - 24\"X48"

BREIMP 12 RM

90x90-36\"X36"

BREIMP 90 RM




60X60 - 24\"X24"

BREIMP 60 RM

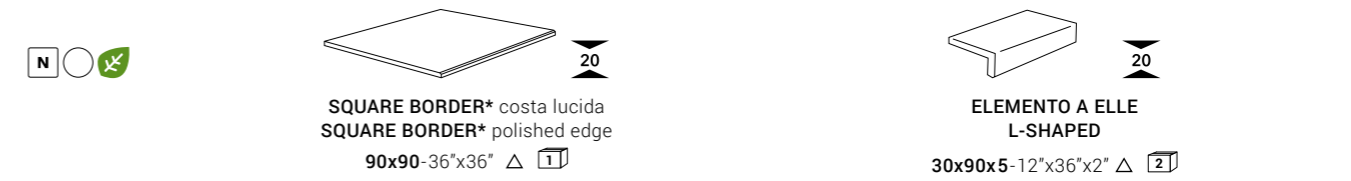


IN
PIASEN6 278 RM
PIASEN6 120 RM

OUT
PIASEN 90 AS RM
PIASEN L 90 AS

| | 10mm | | 20mm |
|--------|---|---|---|
| |  |  |  |
| | 60x120-24"x48" | 60x60-24"x24" | 90x90-36"x36" |
| NEGRES | NEGRES R12 RM | NEGRES R60 RM | NEGRES 90 AS RM |
| SOAPST | SOAPST R12 RM | SOAPST R60 RM | SOAPST 90 AS RM |
| ARDESI | ARDESI R12 RM | ARDESI R60 RM | ARDESI 90 AS RM |
| TRARGE | TRARGE R12 RM | TRARGE R60 RM | TRARGE 90 AS RM |
| BORVEN | BORVEN R12 RM | BORVEN R60 RM | BORVEN 90 AS RM |
| MACAUB | MACAUB R12 RM | MACAUB R60 RM | MACAUB 90 AS RM |
| DORSET | DORSET R12 RM | DORSET R60 RM | DORSET 90 AS RM |
| PIASEN | PIASEN R12 RM | PIASEN R60 RM | PIASEN 90 AS RM |
| BREIMP | BREIMP R12 RM | BREIMP R60 RM | BREIMP 90 AS RM |

20 PEZZI SPECIALI
SPECIAL PIECES / PIÈCES SPÉCIALES / FORMTEILE / PIEZAS ESPECIALES / СПЕЦИАЛЬНЫЕ ЭЛЕМЕНТЫ / 特制件



| | | |
|--------|----------------|----------------|
| NEGRES | NEGRES SB90 AS | NEGRES L 90 AS |
| SOAPST | SOAPST SB90 AS | SOAPST L 90 AS |
| ARDESI | ARDESI SB90 AS | ARDESI L 90 AS |
| TRARGE | TRARGE SB90 AS | TRARGE L 90 AS |
| BORVEN | BORVEN SB90 AS | BORVEN L 90 AS |
| MACAUB | MACAUB SB90 AS | MACAUB L 90 AS |
| DORSET | DORSET SB90 AS | DORSET L 90 AS |
| PIASEN | PIASEN SB90 AS | PIASEN L 90 AS |
| BREIMP | BREIMP SB90 AS | BREIMP L 90 AS |

IMBALLI
PACKAGING / EMBALLAGES / VERPACKUNGEN / EMBALAJES / УПАКОВКИ / 包装

| FORMATO NOMINALE NOMINAL SIZE | BORDO EDGE | SPESSORE THICKNESS | SCATOLA / BOX | | | PALLET | | |
|----------------------------------|---------------|-----------------------|-------------------|------------------|------------------|----------------------------|------------------------|------------------------|
| | | | PZ/BOX PCS/BOX | MQ/BOX SM/BOX | KG/BOX KG/BOX | BOX/PALLET BOXES/PALLET | MQ/PALLET SM/PALLET | KG/PALLET KG/PALLET |
| 90x90-36"x36" | RECTIFIED | 20 | 1 | 0,81 | 35,82 | 30 | 24,30 | 1094,67 |

CARATTERISTICHE TECNICHE SPECIFICHE
TECHNICAL FEATURES SPECIFICATIONS / CARACTÉRISTIQUES TECHNIQUES SPÉCIFIQUE / TECHNISCHE EIGENSCHAFTEN
CARACTERÍSTICAS TÉCNICAS ESPECÍFICAS / ТРЕБУЕМЫЕ ТЕХНИЧЕСКИЕ ХАРАКТЕРИСТИКИ / 特殊技术规格

| | DIN EN 16165 Annex B / DIN 51130 (R) | DIN EN 16165 Annex A / DIN 51097 (A+B+C) | B.C.R. DM 14/6/89 N. 236 | | PENDULUM BS EN16165 Annex C / BS7976 (INGLESE) | PENDULUM AS/NZS 4856 (AUSTRALIANO) | PENDULUM UNE 41901 / 12633 (SPAGNOLO) | BOT 3000 (DCOF) ANSI 326.3 (AMERICANO) |
|-------------|---|---|--------------------------------|------|---|--|--|---|
| | | | C.A. | G.B. | | | | |
| THE ROCK RB | R11 | B+C | >0.4 | >0.4 | >36 | >45 | 3 | >0,42 |
| THE ROCK AS | R11 | B+C | >0.4 | >0.4 | >36 | >45 | 3 | >0,42 |

Valori medi riferiti al prodotto integro prima della posa. / Average value referred to the full tile before installation.

* Angolari DX e SX disponibili a richiesta. / RH and LH angle bracket available on request. / Angulaires D et G disponibles sur demande. / Eckstücke links und rechts auf Anfrage erhältlich. / Cantoneiras DCHA. e IZDA. disponibles bajo pedido. / Правый и Левый Угловые элементы доступны по запросу. / 可根据需求提供左转角和右转角。

I pezzi speciali ed i fondi possono presentare leggere differenze di tonalità fra di loro. / Special pieces and backgrounds can have slightly different shades from one another. / Les pièces spéciales et les fonds peuvent présenter de légères différences de tonalités entre elles. / Formteile und Grundierungen können untereinander leichte Farbabweichungen aufweisen. / Las piezas especiales y los fondos pueden presentar ligeras diferencias de tono. Специальные и фоновые элементы могут немного отличаться по оттенку. / 一些特殊配件和底部可能会有轻微色差。

Il bordo può mostrare una piccola diversità cromatica fra la superficie ed il corpo del pezzo ceramico. / There can be a slight colour difference on the edge between the surface and the main ceramic piece. / Le bord peut présenter une légère différence entre la surface et le corps de la pièce en céramique. / Die Kante kann zwischen Oberfläche und Korpus des Keramikeils einen unterschiedlichen Farbton aufweisen. / El borde puede presentar ligeras diferencias cromáticas entre la superficie y el cuerpo de la pieza cerámica. / В кромках может появиться небольшая хроматическая разница между поверхностью и корпусом керамической детали. / 边缘的颜色可能与陶瓷产品主体和表面颜色稍有差别。

VIBES



STONE

COLOR BODY PORCELAIN TILE

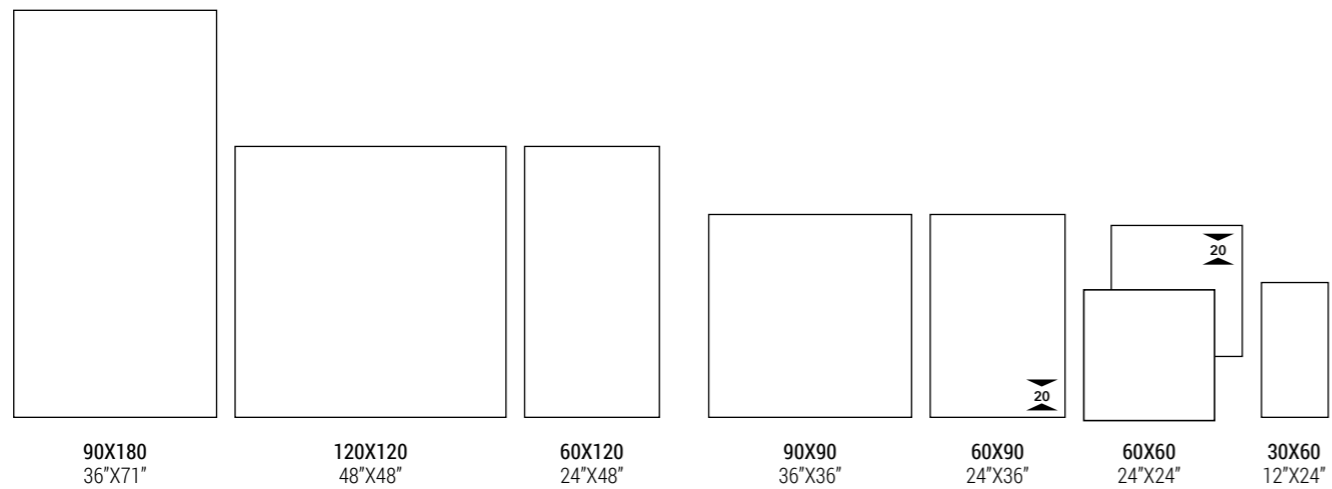
GRES PORCELLANATO COLORATO IN MASSA / GRÈS CÉRAME TEINTÉ DANS LA MASSE / EINGEFÄRBTES FEINSTEINZEUG
GRES PORCELÁNICO COLOREADO EN MASA / КЕРАМОГРАНИТ ОКРАШЕННЫЙ В МАССЕ / 彩色通体瓷质砖

CONFORME / ACCORDING TO / CONFORME / KONFORM / CONFORME / COOTBETCTBYET / 合格
UNI EN 14411 - G B1a



FORMATI

SIZES / FORMATS / FORMATE / FORMATOS / ФОРМАТЫ / 规格




SUPERFICI

SURFACES / SURFACES / OBERFLÄCHEN / SUPERFICIES / ПОВЕРХНОСТИ / 表面



COLORI

COLOURS / COULEURS / FARBEN / COLORES / ЦВЕТА / 颜色









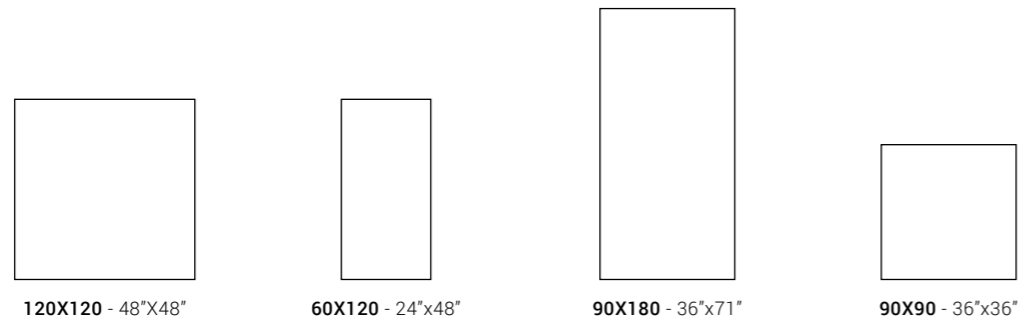
STONE



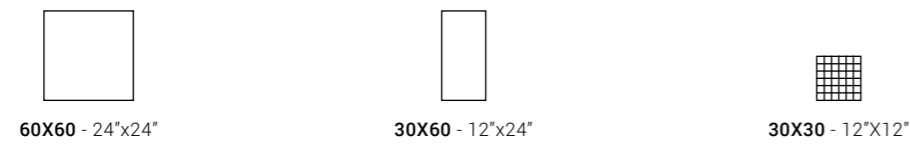
DG



VIBES DK 120DG
120X120 - 48"x48"



N ○ VIBES 120DG RM VIBES 12DG RM VIBES 9018DG RM VIBES 90DG RM

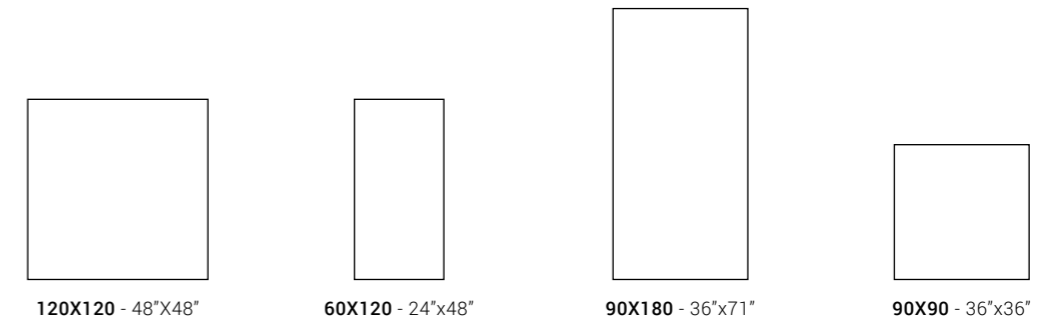


N ○ VIBES 60DG RM VIBES 36DG RM MK.VIBES 30DG

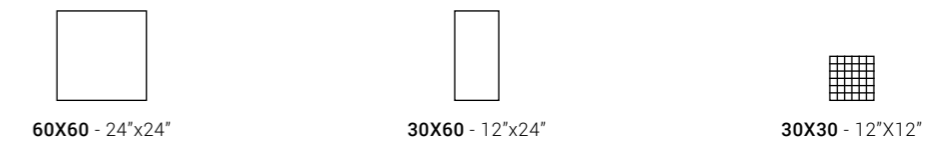
G



VIBES DK 120G
120X120 - 48"x48"



N ○ VIBES 120G RM VIBES 12G RM VIBES 9018G RM VIBES 90G RM




N ○ VIBES 60G RM VIBES 36G RM MK.VIBES 30G



W




VIBES DK 120W
120X120 - 48"X48"



120X120 - 48"X48"



60X120 - 24"x48"



90X180 - 36"x71"



90X90 - 36"x36"



VIBES 120W RM

VIBES 12W RM

VIBES 9018W RM

VIBES 90W RM



60X60 - 24"x24"



30X60 - 12"x24"



30X30 - 12"X12"



VIBES 60W RM


VIBES 36W RM

MK.VIBES 30W

B



VIBES DK 120B
120X120 - 48"X48"




120X120 - 48"X48"



60X120 - 24"x48"



90X180 - 36"x71"



90X90 - 36"x36"



VIBES 120B RM

VIBES 12B RM

VIBES 9018B RM

VIBES 90B RM



60X60 - 24"x24"



30X60 - 12"x24"



30X30 - 12"X12"



VIBES 60B RM

VIBES 36B RM

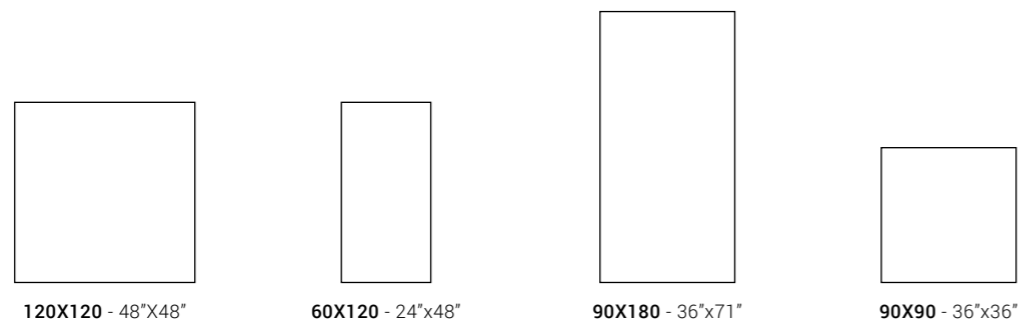
MK.VIBES 30B



BS

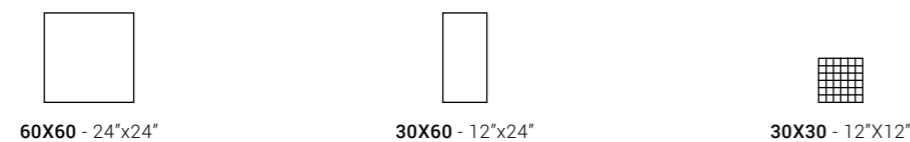


VIBES DK 120BS
120X120 - 48"x48"



120X120 - 48"x48" 60X120 - 24"x48" 90X180 - 36"x71" 90X90 - 36"x36"

| | | | | | |
|--|--|----------------|---------------|-----------------|---------------|
| | | VIBES 120BS RM | VIBES 12BS RM | VIBES 9018BS RM | VIBES 90BS RM |
|--|--|----------------|---------------|-----------------|---------------|

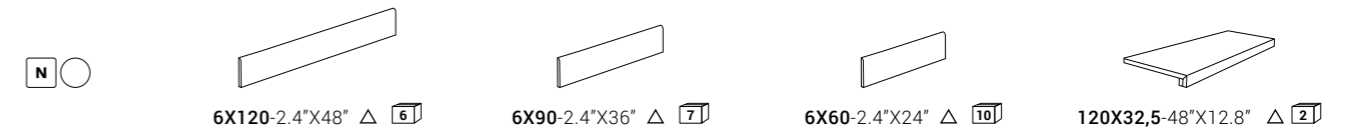


60X60 - 24"x24" 30X60 - 12"x24" 30X30 - 12"x12"

| | | | | |
|--|--|---------------|---------------|---------------|
| | | VIBES 60BS RM | VIBES 36BS RM | MK.VIBES 30BS |
|--|--|---------------|---------------|---------------|

PEZZI SPECIALI

SPECIAL PIECES / PIÈCES SPÉCIALES / FORMTEILE / PIEZAS ESPECIALES / СПЕЦИАЛЬНЫЕ ЭЛЕМЕНТЫ / 特制件



| | | | | |
|----|---------------|--------------|--------------|--------------|
| DG | VIBES BT120DG | VIBES BT90DG | VIBES BT60DG | VIBES G120DG |
| G | VIBES BT120G | VIBES BT90G | VIBES BT60G | VIBES G120G |
| W | VIBES BT120W | VIBES BT90W | VIBES BT60W | VIBES G120W |
| B | VIBES BT120B | VIBES BT90B | VIBES BT60B | VIBES G120B |
| BS | VIBES BT120BS | VIBES BT90BS | VIBES BT60BS | VIBES G120BS |

IMBALLI

PACKAGING / EMBALLAGES / VERPACKUNGEN / EMBALAJES / УПАКОВКИ / 包装

| FORMATO NOMINALE NOMINAL SIZE | BORDO EDGE | SPESSORE THICKNESS | SCATOLA / BOX | | | PALLET | | |
|----------------------------------|---------------|-----------------------|-------------------|------------------|------------------|----------------------------|------------------------|------------------------|
| | | | PZ/BOX PCS/BOX | MQ/BOX SM/BOX | KG/BOX KG/BOX | BOX/PALLET BOXES/PALLET | MQ/PALLET SM/PALLET | KG/PALLET KG/PALLET |
| 120X120-48"x48" | RECTIFIED | 10 | 1 | 1,44 | 34,12 | 36 | 51,84 | 1248,32 |
| 60X120-24"x48" | RECTIFIED | 10 | 2 | 1,44 | 33,08 | 30 | 43,20 | 1012,25 |
| 60X60-24"x24" | RECTIFIED | 10 | 3 | 1,08 | 24,67 | 40 | 43,20 | 1006,60 |
| 30X60-12"x24" | RECTIFIED | 10 | 6 | 1,08 | 24,65 | 40 | 43,20 | 1006,00 |
| 90X180-36"x71" | RECTIFIED | 10 | 1 | 1,62 | 36,69 | 36 | 58,32 | 1340,84 |
| 90X90-36"x36" | RECTIFIED | 10 | 2 | 1,62 | 36,53 | 22 | 35,64 | 823,66 |
| 30X30-12"x12" MOSAIC | MOSAIC | 10 | 6 | 0,54 | 11,83 | 48 | 25,92 | 588,03 |

CARATTERISTICHE TECNICHE SPECIFICHE

TECHNICAL FEATURES SPECIFICATIONS / CARACTÉRISTIQUES TECHNIQUES SPÉCIFIQUE / TECHNISCHE EIGENSCHAFTEN
CARACTERÍSTICAS TÉCNICAS ESPECÍFICAS / ТРЕБУЕМЫЕ ТЕХНИЧЕСКИЕ ХАРАКТЕРИСТИКИ / 特殊技术规格

| VIBES | DIN EN 16165 Annex B / DIN 51130 (R) | DIN EN 16165 Annex A / DIN 51097 (A+B+C) | B.C.R. DM 14/6/89 N. 236 | | PENDULUM BS EN16165 Annex C / BS7976 (INGLESE) | PENDULUM AS/NZS 4856 (AUSTRALIANO) | PENDULUM UNE 41901/ 12633 (SPAGNOLO) | BOT 3000 (DCOF) ANSI 326.3 (AMERICANO) |
|-------|---|---|--------------------------------|------|---|--|---|---|
| | | | C.A. | G.B. | | | | |
| | R10 | A | >0.4 | >0.4 | >36 | >35 | 1 | >0,42 |

Valori medi riferiti al prodotto integro prima della posa. / Average value referred to the full tile before installation.



STONE

| | 10 mm | | 20 mm | |
|----|----------------|----------------|-----------------|-----------------|
| | | | | |
| | 60X120-24"x48" | 60X60-24"x24" | 60X90-24"x36" | 60X60-24"x24" |
| DG | VIBES R12DG RM | VIBES R60DG RM | VIBES 69DG ASRM | VIBES 60DG ASRM |
| G | VIBES R12G RM | VIBES R60G RM | VIBES 69G ASRM | VIBES 60G ASRM |
| W | VIBES R12W RM | VIBES R60W RM | VIBES 69W ASRM | VIBES 60W ASRM |
| B | VIBES R12B RM | VIBES R60B RM | VIBES 69B ASRM | VIBES 60B ASRM |
| BS | VIBES R12BS RM | VIBES R60BS RM | VIBES 69BS ASRM | VIBES 60BS ASRM |

10 PEZZI SPECIALI
SPECIAL PIECES / PIÈCES SPÉCIALES / FORMTEILE / PIEZAS ESPECIALES / СПЕЦИАЛЬНЫЕ ЭЛЕМЕНТЫ / 特制件

ELEMENTO A ELLE L-SHAPED
20X60X4-8"x24" X2" △

| | |
|----|---------------|
| DG | VIBES E R60DG |
| G | VIBES E R60G |
| W | VIBES E R60W |
| B | VIBES E R60B |
| BS | VIBES E R60BS |

CARATTERISTICHE TECNICHE SPECIFICHE
TECHNICAL FEATURES SPECIFICATIONS / CARACTÉRISTIQUES TECHNIQUES SPÉCIFIQUE / TECHNISCHE EIGENSCHAFTEN
CARACTERÍSTICAS TÉCNICAS ESPECÍFICAS / ТРЕБУЕМЫЕ ТЕХНИЧЕСКИЕ ХАРАКТЕРИСТИКИ / 特殊技术规格

| | DIN EN 16165 Annex B / DIN 51130 (R) | DIN EN 16165 Annex A / DIN 51097 (A+B+C) | B.C.R. DM 14/6/89 N. 236 | | PENDULUM BS EN16165 Annex C / BS7976 (INGLESE) | PENDULUM AS/NZS 4856 (AUSTRALIANO) | PENDULUM UNE 41901/ 12633 (SPAGNOLO) | BOT 3000 (DCOF) ANSI 326.3 (AMERICANO) |
|----------|--------------------------------------|--|--------------------------|------|--|------------------------------------|--------------------------------------|--|
| | | | C.A. | G.B. | | | | |
| VIBES RB | R11 | B+C | >0.4 | >0.4 | >36 | >45 | 3 | >0,42 |
| VIBES AS | R11 | B+C | >0.4 | >0.4 | >36 | >45 | 3 | >0,42 |

20 PEZZI SPECIALI
SPECIAL PIECES / PIÈCES SPÉCIALES / FORMTEILE / PIEZAS ESPECIALES / СПЕЦИАЛЬНЫЕ ЭЛЕМЕНТЫ / 特制件

| | | | | |
|----|--|--|--|---|
| | | | | |
| | SQUARE BORDER* costa lucida SQUARE BORDER* polished edge 60X60-24"x24" △ | GRADONE* costa lucida TERRACE* polished edge 33X60-13"x24" △ | GRADONE* costa lucida TERRACE* polished edge 33X90-13"x36" △ | ALZATA gocciolatoio RISE dripstone 20X60-8"x24" △ |
| DG | VIBES SB60DG AS | VIBES GR336DGAS | VIBES GR339DGAS | VIBES AZ60DGAS |
| G | VIBES SB60G AS | VIBES GR336G AS | VIBES GR339G AS | VIBES AZ60G AS |
| W | VIBES SB60W AS | VIBES GR336W AS | VIBES GR339W AS | VIBES AZ60W AS |
| B | VIBES SB60B AS | VIBES GR336B AS | VIBES GR339B AS | VIBES AZ60B AS |
| BS | VIBES SB60BS AS | VIBES GR336BSAS | VIBES GR339BSAS | VIBES AZ60BSAS |

| | | | | |
|----|--|--|--|--|
| | | | | |
| | STEP righe costa lucida STEP stripes polished edge 30X60-12"x24" △ | TOP gocciolatoio coste lucide TOP dripstone polished edges 30X60-12"x24" △ | BORDO PISCINA* costa lucida POOL EDGE* polished edge 30X60-12"x24" △ | GRIGLIA PISCINA* POOL GRILLE* 20X60-8"x24" △ |
| DG | VIBES S 60DGAS | VIBES TOP60DGAS | VIBES BP60DGAS | VIBES GP60DGAS |
| G | VIBES S 60G AS | VIBES TOP60G AS | VIBES BP60G AS | VIBES GP60G AS |
| W | VIBES S 60W AS | VIBES TOP60W AS | VIBES BP60W AS | VIBES GP60W AS |
| B | VIBES S 60B AS | VIBES TOP60B AS | VIBES BP60B AS | VIBES GP60B AS |
| BS | VIBES S 60BSAS | VIBES TOP60BSAS | VIBES BP60BSAS | VIBES GP60BSAS |

ELEMENTO A ELLE L-SHAPED
30x60x5-12"x24"x2" △

ELEMENTO A ELLE L-SHAPED
30x90x5-12"x36"x2" △

| | | |
|----|-----------------|-----------------|
| DG | VIBES L 60DG AS | VIBES L 90DG AS |
| G | VIBES L 60G AS | VIBES L 90G AS |
| W | VIBES L 60W AS | VIBES L 90W AS |
| B | VIBES L 60B AS | VIBES L 90B AS |
| BS | VIBES L 60BS AS | VIBES L 90BS AS |

* Angolari DX e SX disponibili a richiesta. / RH and LH angle bracket available on request. / Angulaires D et G disponibles sur demande. / Eckstücke links und rechts auf Anfrage erhältlich. / Cantoneras DCHA. e IZDA. disponibles bajo pedido. / Правый и Левый Угловые элементы доступны по запросу. / 可根据需求提供左转角和右转角。

IMBALLI
PACKAGING / EMBALLAGES / VERPACKUNGEN / EMBALAJES / УПАКОВКИ / 包装

| FORMATO NOMINALE NOMINAL SIZE | BORDO EDGE | SPESSORE THICKNESS | SCATOLA / BOX | | | PALLET | | |
|----------------------------------|---------------|-----------------------|-------------------|------------------|------------------|----------------------------|------------------------|------------------------|
| | | | PZ/BOX PCS/BOX | MQ/BOX SM/BOX | KG/BOX KG/BOX | BOX/PALLET BOXES/PALLET | MQ/PALLET SM/PALLET | KG/PALLET KG/PALLET |
| 60X120-24"x48" | RECTIFIED | 10 | 2 | 1,44 | 33,08 | 30 | 43,20 | 1012,25 |
| 60X60-24"x24" | RECTIFIED | 10 | 3 | 1,08 | 24,67 | 40 | 43,20 | 1006,60 |
| 60X90-24"x36" | RECTIFIED | 20 | 1 | 0,54 | 24,17 | 50 | 27,00 | 1180,16 |
| 60X60-24"x24" | RECTIFIED | 20 | 2 | 0,72 | 32,54 | 32 | 23,04 | 1061,28 |

I pezzi speciali ed i fondi possono presentare leggere differenze di tonalità fra di loro. / Special pieces and backgrounds can have slightly different shades from one another. / Les pièces spéciales et les fonds peuvent présenter de légères différences de tonalités entre elles. / Formteile und Grundierungen können untereinander leichte Farbabweichungen aufweisen. / Las piezas especiales y los fondos pueden presentar ligeras diferencias de tono. / Специальные и фоновые элементы могут немного отличаться по оттенку. / 一些特殊配件和底部可能会有轻微色差。

Il bordo può mostrare una piccola diversità cromatica fra la superficie ed il corpo del pezzo ceramico. / There can be a slight colour difference on the edge between the surface and the main ceramic piece. / Le bord peut présenter une légère différence entre la surface et le corps de la pièce en céramique. / Die Kante kann zwischen Oberfläche und Korpus des Keramiteils einen unterschiedlichen Farbton aufweisen. / El borde puede presentar ligeras diferencias cromáticas entre la superficie y el cuerpo de la pieza cerámica. / В кромок может появиться небольшая хроматическая разница между поверхностью и корпусом керамической детали. / 边缘的颜色可能与陶瓷产品主体和表面颜色稍有差别。

STONCRETE



COLOR BODY PORCELAIN TILE

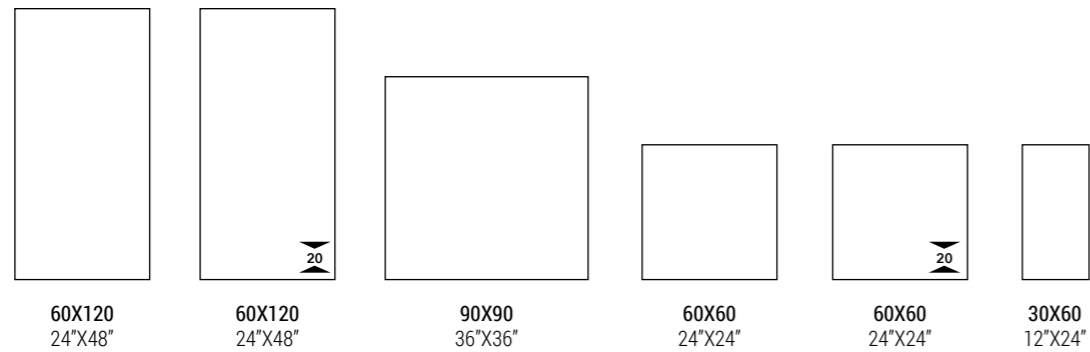
GRES PORCELLANATO COLORATO IN MASSA / GRÈS CÉRAMÉ TEINTÉ DANS LA MASSE / EINGEFÄRBTES FEINSTEINZEUG
GRES PORCELÁNICO COLOREADO EN MASA / КЕРАМОГРАНИТ ОКРАШЕННЫЙ В МАССЕ / 彩色通体瓷质砖

CONFORME / ACCORDING TO / CONFORME / KONFORM / CONFORME / СООТВЕТСТВУЕТ / 合格
UNI EN 14411 - G B1a




FORMATI

SIZES / FORMATS / FORMATE / FORMATOS / ФОРМАТЫ / 规格




SUPERFICI

SURFACES / SURFACES / OBERFLÄCHEN / SUPERFICIES / ПОВЕРХНОСТИ / 表面



COLORI

COLOURS / COULEURS / FARBEN / COLORES / ЦВЕТА / 颜色



STONCRETE




STCR 12G RM - STCR 12AG RM



STCR 90G RM

STONCRETE



STCR2 90AG RM



STCR 90AG RM



STCR1 12DG RM



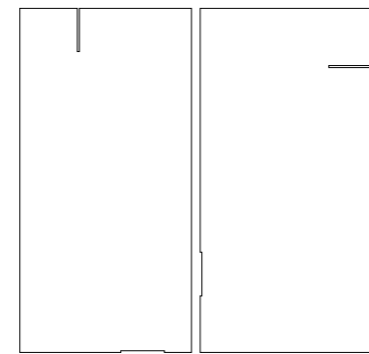
STCR 12DG RM





CG

AG



STCR DK12CG
60X120-24"X48"

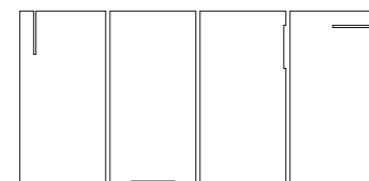
△ 2

TITANIO L0,5X15 △ 4

0,5X15-0,2"X6"

OTTONE L0,5X15 △ 4

0,5X15-0,2"X6"

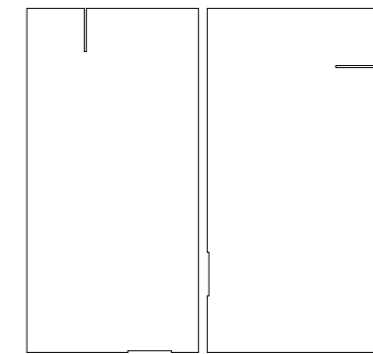


STCR DK36CG
30X60-12"X24"

△ 4

RAME L0,5X15 △ 4

0,5X15-0,2"X6"



STCR DK12AG
60X120-24"X48"

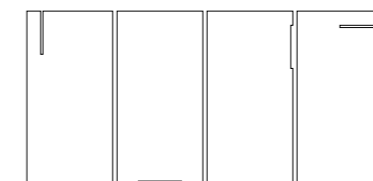
△ 2

TITANIO L0,5X15 △ 4

0,5X15-0,2"X6"

OTTONE L0,5X15 △ 4

0,5X15-0,2"X6"

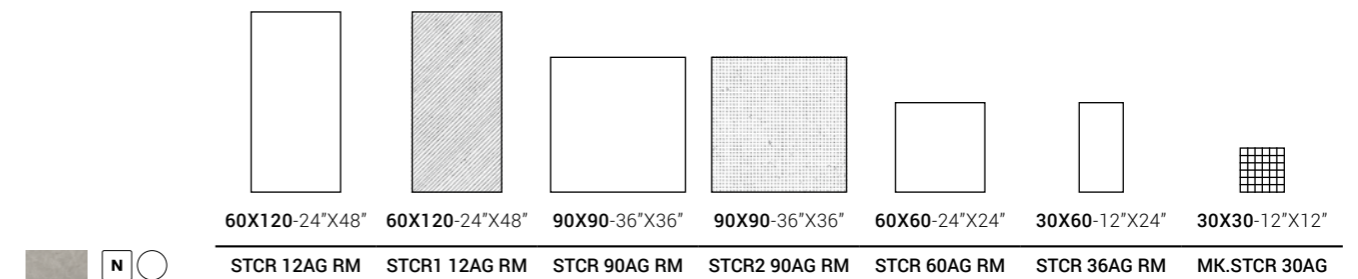
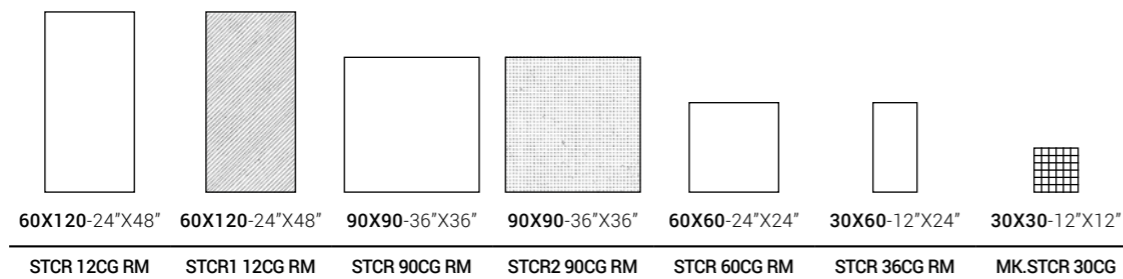




STCR DK36AG
30X60-12"X24"

△ 4

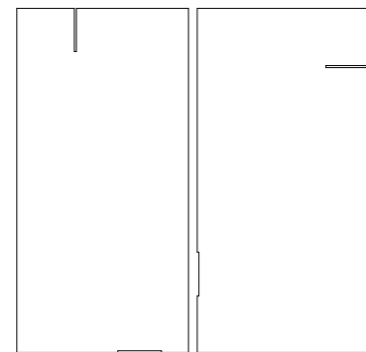
RAME L0,5X15 △ 4

0,5X15-0,2"X6"





STONE

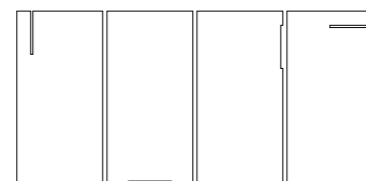


STCR DK12G
60X120-24"X48"



TITANIO L0,5X15 △ 4
0,5X15-0,2"X6"

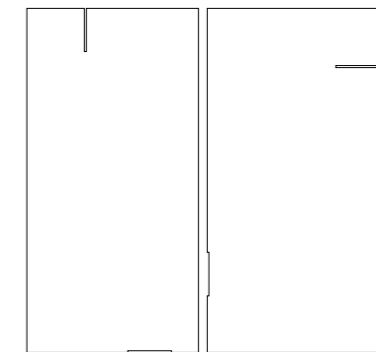
OTTONE L0,5X15 △ 4
0,5X15-0,2"X6"



STCR DK36G
30X60-12"X24"



RAME L0,5X15 △ 4
0,5X15-0,2"X6"

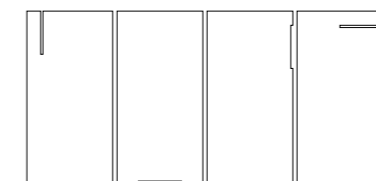


STCR DK12DG
60X120-24"X48"



TITANIO L0,5X15 △ 4
0,5X15-0,2"X6"

OTTONE L0,5X15 △ 4
0,5X15-0,2"X6"



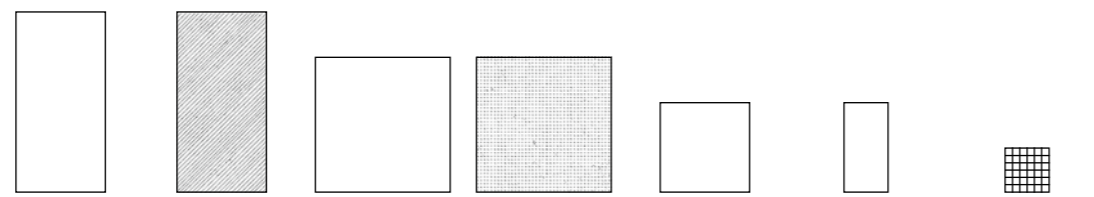
STCR DK36DG
30X60-12"X24"



RAME L0,5X15 △ 4
0,5X15-0,2"X6"

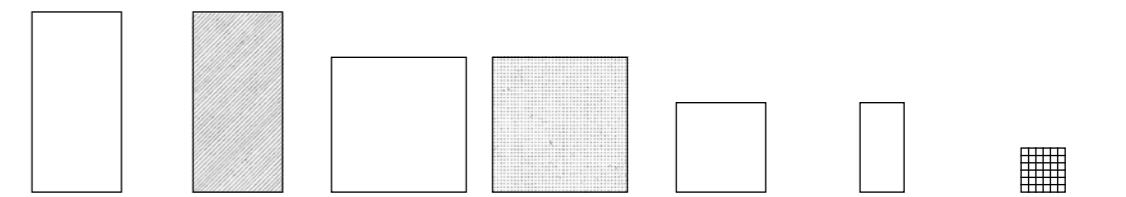
G

DG



60X120-24"X48" 60X120-24"X48" 90X90-36"X36" 90X90-36"X36" 60X60-24"X24" 30X60-12"X24" 30X30-12"X12"

STCR 12G RM STCR1 12G RM STCR 90G RM STCR2 90G RM STCR 60G RM STCR 36G RM MK.STCR 30G



60X120-24"X48" 60X120-24"X48" 90X90-36"X36" 90X90-36"X36" 60X60-24"X24" 30X60-12"X24" 30X30-12"X12"

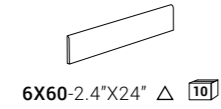
STCR 12DG RM STCR1 12DG RM STCR 90DG RM STCR2 90DG RM STCR 60DG RM STCR 36DG RM MK.STCR 30DG

STONCRETE

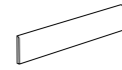
PEZZI SPECIALI

SPECIAL PIECES / PIÈCES SPÉCIALES / FORMTEILE / PIEZAS ESPECIALES / СПЕЦИАЛЬНЫЕ ЭЛЕМЕНТЫ / 特制件

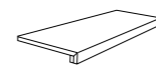
N ○



6X60-2.4\"/>



6X90-2.4\"/>



120X32,5-48\"/>

| | | | |
|----|-------------|-------------|-------------|
| CG | STCR BT60CG | STCR BT90CG | STCR G120CG |
| AG | STCR BT60AG | STCR BT90AG | STCR G120AG |
| G | STCR BT60G | STCR BT90G | STCR G120G |
| DG | STCR BT60DG | STCR BT90DG | STCR G120DG |

IMBALLI

PACKAGING / EMBALLAGES / VERPACKUNGEN / EMBALAJES / УПАКОВКИ / 包装

| FORMATO NOMINALE NOMINAL SIZE | BORDO EDGE | SPESSORE THICKNESS | BOX | | | PALLET | | |
|----------------------------------|---------------|-----------------------|-------------------|------------------|------------------|----------------------------|------------------------|------------------------|
| | | | PZ/BOX PCS/BOX | MQ/BOX SM/BOX | KG/BOX KG/BOX | BOX/PALLET BOXES/PALLET | MQ/PALLET SM/PALLET | KG/PALLET KG/PALLET |
| 60X120-24\"/> | | | | | | | | |
| 60X60-24\"/> | | | | | | | | |
| 30X60-12\"/> | | | | | | | | |
| 90X90-36\"/> | | | | | | | | |
| 30X30-12\"/> | | | | | | | | |

CARATTERISTICHE TECNICHE SPECIFICHE


TECHNICAL FEATURES SPECIFICATIONS / CARACTÉRISTIQUES TECHNIQUES SPÉCIFIQUE / TECHNISCHE EIGENSCHAFTEN
CARACTERÍSTICAS TÉCNICAS ESPECÍFICAS / ТРЕБУЕМЫЕ ТЕХНИЧЕСКИЕ ХАРАКТЕРИСТИКИ / 特殊技术规格

| STCR | DIN EN 16165 Annex B / DIN 51130 (R) | DIN EN 16165 Annex A / DIN 51097 (A+B+C) | B.C.R. DM 14/6/89 N. 236 | | PENDULUM BS EN16165 Annex C / BS7976 (INGLESE) | PENDULUM AS/NZS 4856 (AUSTRALIANO) | PENDULUM UNE 41901/ 12633 (SPAGNOLO) | BOT 3000 (DCOF) ANSI 326.3 (AMERICANO) |
|---------|---|---|--------------------------------|------|---|--|---|---|
| | | | C.A. | G.B. | | | | |
| STCR | R10 | A+B | >0.4 | >0.4 | >36 | >35 | 2 | >0,42 |
| STCR1-2 | R10 | B+C | >0.4 | >0.4 | >36 | >45 | 3 | >0,42 |





STONE



| 10mm | | | | | 20mm | | | | | | |
|------|---------------|---------------|----------------|---------------|---------------|-----------------|-----------------|--|--|----------------|---------------|
| | | | | | | | | | | | |
| | | | 60X120-24"x48" | 90X90-36"x36" | 60X60-24"x24" | 30X60-12"x24" | | | | 60X120-24"x48" | 60X60-24"x24" |
| CG | STCR R12CG RM | STCR R90CG RM | STCR R60CG RM | STCR R36CG RM | CG | STCR 12CG AS RM | STCR 60CG AS RM | | | | |
| AG | STCR R12AG RM | STCR R90AG RM | STCR R60AG RM | STCR R36AG RM | G | STCR 12G AS RM | STCR 60G AS RM | | | | |
| G | STCR R12G RM | STCR R90G RM | STCR R60G RM | STCR R36G RM | DG | STCR 12DG AS RM | STCR 60DG AS RM | | | | |
| DG | STCR R12DG RM | STCR R90DG RM | STCR R60DG RM | STCR R36DG RM | | | | | | | |

10 PEZZI SPECIALI
SPECIAL PIECES / PIÈCES SPÉCIALES / FORMTEILE / PIEZAS ESPECIALES / СПЕЦИАЛЬНЫЕ ЭЛЕМЕНТЫ / 特制件

| | | | | |
|----|--------------|--------------|-------------------|-----------------------|
| | | | | |
| | | | 30X60-12"x24" △ 8 | 20X60X4-8"x24"x2" △ 6 |
| CG | STCR S R60CG | STCR E R60CG | | |
| AG | STCR S R60AG | STCR E R60AG | | |
| G | STCR S R60G | STCR E R60G | | |
| DG | STCR S R60DG | STCR E R60DG | | |

IMBALLI
PACKAGING / EMBALLAGES / VERPACKUNGEN / EMBALAJES / УПАКОВКИ / 包装

| FORMATO NOMINALE NOMINAL SIZE | BORDO EDGE | SPESSORE THICKNESS | BOX | | | PALLET | | |
|----------------------------------|---------------|-----------------------|-------------------|------------------|------------------|----------------------------|------------------------|------------------------|
| | | | PZ/BOX PCS/BOX | MQ/BOX SM/BOX | KG/BOX KG/BOX | BOX/PALLET BOXES/PALLET | MQ/PALLET SM/PALLET | KG/PALLET KG/PALLET |
| 60X120-24"x48" | RECTIFIED | 10 | 2 | 1,44 | 31,43 | 30 | 43,20 | 963,00 |
| 60X60-24"x24" | RECTIFIED | 10 | 3 | 1,08 | 24,40 | 40 | 43,20 | 996,00 |
| 30X60-12"x24" | RECTIFIED | 10 | 6 | 1,08 | 24,34 | 40 | 43,20 | 824,01 |
| 90X90-36"x36" | RECTIFIED | 10 | 2 | 1,62 | 36,55 | 22 | 35,64 | 821,81 |

CARATTERISTICHE TECNICHE SPECIFICHE
TECHNICAL FEATURES SPECIFICATIONS / CARACTÉRISTIQUES TECHNIQUES SPÉCIFIQUE / TECHNISCHE EIGENSCHAFTEN
CARACTERÍSTICAS TÉCNICAS ESPECÍFICAS / ТРЕБУЕМЫЕ ТЕХНИЧЕСКИЕ ХАРАКТЕРИСТИКИ / 特殊技术规格

| | DIN EN 16165 Annex B / DIN 51130 (R) | DIN EN 16165 Annex A / DIN 51097 (A+B+C) | B.C.R. DM 14/6/89 N. 236 | | PENDULUM BS EN16165 Annex C / BS7976 (INGLESE) | PENDULUM AS/NZS 4856 (AUSTRALIANO) | PENDULUM UNE 41901 / 12633 (SPAGNOLO) | BOT 3000 (DCOF) ANSI 326.3 (AMERICANO) |
|---------|---|---|--------------------------------|------|---|--|--|---|
| | | | C.A. | G.B. | | | | |
| STCR R | R11 | B+C | >0.4 | >0.4 | >36 | >45 | 3 | >0,42 |
| STCR AS | R11 | B+C | >0.4 | >0.4 | >36 | >45 | 3 | >0,42 |

20 PEZZI SPECIALI
SPECIAL PIECES / PIÈCES SPÉCIALES / FORMTEILE / PIEZAS ESPECIALES / СПЕЦИАЛЬНЫЕ ЭЛЕМЕНТЫ / 特制件

| | | | | | |
|----|----------------|-----------------|--|--|---|
| | | | | | |
| | | | SQUARE BORDER* costa lucida SQUARE BORDER* polished edge 60X60-24"x24" △ 2 | GRADONE* costa lucida TERRACE* polished edge 33X60-13"x24" △ 2 | GRADONE* costa lucida TERRACE* polished edge 33X120-13"x48" △ 1 |
| CG | STCR SB60CG AS | STCR GR336CG AS | STCR GR120CG AS | | |
| G | STCR SB60G AS | STCR GR336G AS | STCR GR120G AS | | |
| DG | STCR SB60DG AS | STCR GR336DG AS | STCR GR120DG AS | | |

| | | | | | |
|----|----------------|----------------|--|---|--|
| | | | | | |
| | | | STEP righe costa lucida STEP stripes polished edge 30X60-12"x24" △ 2 | ALZATA gocciolatoio RISE dripstone 20X60-8"x24" △ 4 | ALZATA gocciolatoio RISE dripstone 20X120-8"x48" △ 2 |
| CG | STCR S 60CG AS | STCR AZ60CG AS | STCR AZ120CG AS | | |
| G | STCR S 60G AS | STCR AZ60G AS | STCR AZ120G AS | | |
| DG | STCR S 60DG AS | STCR AZ60DG AS | STCR AZ120DG AS | | |

| | | | | | | |
|----|-----------------|----------------|--|--|--|---|
| | | | | | | |
| | | | TOP gocciolatoio coste lucide TOP dripstone polished edges 30X60-12"x24" △ 2 | BORDO PISCINA* costa lucida POOL EDGE* polished edge 30X60-12"x24" △ 2 | GRIGLIA PISCINA* POOL GRILLE* 20X60-8"x24" △ 2 | ELEMENTO A ELLE L-SHAPED 30x60x5-12"x24"x2" △ 2 |
| CG | STCR TOP60CG AS | STCR BP60CG AS | STCR GP60CG AS | STCR L 60CG AS | | |
| G | STCR TOP60G AS | STCR BP60G AS | STCR GP60G AS | STCR L 60DG AS | | |
| DG | STCR TOP60DG AS | STCR BP60DG AS | STCR GP60DG AS | STCR L 60G AS | | |

IMBALLI
PACKAGING / EMBALLAGES / VERPACKUNGEN / EMBALAJES / УПАКОВКИ / 包装


| FORMATO NOMINALE NOMINAL SIZE | BORDO EDGE | SPESSORE THICKNESS | BOX | | | PALLET | | |
|----------------------------------|---------------|-----------------------|-------------------|------------------|------------------|----------------------------|------------------------|------------------------|
| | | | PZ/BOX PCS/BOX | MQ/BOX SM/BOX | KG/BOX KG/BOX | BOX/PALLET BOXES/PALLET | MQ/PALLET SM/PALLET | KG/PALLET KG/PALLET |
| 60X120-24"x48" | RECTIFIED | 20 | 1 | 0,72 | 33,15 | 30 | 21,60 | 1014,50 |
| 60X60-24"x24" | RECTIFIED | 20 | 2 | 0,72 | 32,07 | 32 | 23,04 | 1046,13 |

* Angolari DX e SX disponibili a richiesta. / RH and LH angle bracket available on request. / Angulaires D et G disponibles sur demande. / Eckstücke links und rechts auf Anfrage erhältlich. / Cantonerias DCHA. e IZDA. disponibles bajo pedido. / Правый и Левый Угловые элементы доступны по запросу. / 可根据需求提供左转角和右转角。

I pezzi speciali ed i fondi possono presentare leggere differenze di tonalità fra di loro. / Special pieces and backgrounds can have slightly different shades from one another. / Les pièces spéciales et les fonds peuvent présenter de légères différences de tonalités entre elles. / Formteile und Grundierungen können untereinander leichte Farbabweichungen aufweisen. / Las piezas especiales y los fondos pueden presentar ligeras diferencias de tono. / Специальные и фоновые элементы могут немного отличаться по оттенку. / 一些特殊配件和底部可能会有轻微色差。

Il bordo può mostrare una piccola diversità cromatica fra la superficie ed il corpo del pezzo ceramico. / There can be a slight colour difference on the edge between the surface and the main ceramic piece. / Le bord peut présenter une légère différence entre la surface et le corps de la pièce en céramique. / Die Kante kann zwischen Oberfläche und Korpus des Keramikteils einen unterschiedlichen Farbton aufweisen. / El borde puede presentar ligeras diferencias cromáticas entre la superficie y el cuerpo de la pieza cerámica. / В кромках может появиться небольшая хроматическая разница между поверхностью и корпусом керамической детали. / 边缘的颜色可能与陶瓷产品主体和表面颜色稍有差别。

LIME-ROCK



COLOR BODY PORCELAIN TILE

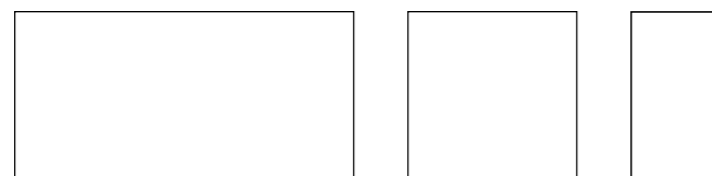
GRES PORCELLANATO COLORATO IN MASSA / GRÈS CÉRAME TEINTÉ DANS LA MASSE / EINGEFÄRBTES FEINSTEINZEUG
GRES PORCELÁNICO COLOREADO EN MASA / КЕРАМОГРАНИТ ОКРАШЕННЫЙ В МАССЕ / 彩色通体瓷质砖

CONFORME / ACCORDING TO / CONFORME / KONFORM / CONFORME / СООТВЕТСТВУЕТ / 合格
UNI EN 14411 - G BIa



FORMATI

SIZES / FORMATS / FORMATE / FORMATOS / ФОРМАТЫ / 规格



75x150
30"x59"

75x75
30"x30"

37,5x75
15"x30"

SUPERFICI

SURFACES / SURFACES / OBERFLÄCHEN / SUPERFICIES / ПОВЕРХНОСТИ / 表面




N ○

N ○ ✕

COLORI

COLOURS / COULEURS / FARBEN / COLORES / ЦВЕТА / 颜色



A

W



G

N

LIME-ROCK




LMRCK 150W RM - LMRCK 75W RM



LMRCK 150G RM

LIME-ROCK





A

W



MK.LMRCK A
28,5x32-11"X12,8"



MK.LMRCK W
28,5x32-11"X12,8"



75x150-30"X59"



75x75-30"X30"



37,5x75-15"X30"



75x150-30"X59"



75x75-30"X30"



37,5x75-15"X30"



LMRCK 150A RM

LMRCK 75A RM

LMRCK 377A RM

LMRCK RB377A RM



LMRCK 150W RM

LMRCK 75W RM

LMRCK 377W RM

LMRCK RB377W RM



G


N



MK.LMRCK G
28,5x32-11"X12,8"



MK.LMRCK N
28,5x32-11"X12,8"



75x150-30"X59"



75x75-30"X30"



37,5x75-15"X30"









75x150-30"X59"









75x75-30"X30"



37,5x75-15"X30"

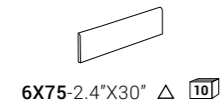
| | | | | | |
|---|---|---|---------------|--------------|-----------------|
|  |  |  | LMRCK 150G RM | LMRCK 75G RM | LMRCK 377G RM |
|  |  |  | | | LMRCK RB377G RM |

| | | | | | |
|---|---|---|---------------|--------------|-----------------|
|  |  |  | LMRCK 150N RM | LMRCK 75N RM | LMRCK 377N RM |
|  |  |  | | | LMRCK RB377N RM |

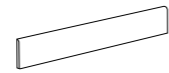
LIME-ROCK

PEZZI SPECIALI

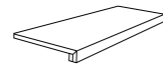
SPECIAL PIECES / PIÈCES SPÉCIALES / FORMTEILE / PIEZAS ESPECIALES / СПЕЦИАЛЬНЫЕ ЭЛЕМЕНТЫ / 特制件



6X75-2.4\"/>



6X150-2.4\"/>



150X32,5-59\"/>

| | | | |
|---|-------------|--------------|-------------|
| A | LMRCK BT75A | LMRCK BT150A | LMRCK G150A |
| W | LMRCK BT75W | LMRCK BT150W | LMRCK G150W |
| G | LMRCK BT75G | LMRCK BT150G | LMRCK G150G |
| N | LMRCK BT75N | LMRCK BT150N | LMRCK G150N |

IMBALLI

PACKAGING / EMBALLAGES / VERPACKUNGEN / EMBALAJES / УПАКОВКИ / 包装

| FORMATO NOMINALE NOMINAL SIZE | BORDO EDGE | SPESSORE THICKNESS | BOX | | | PALLET | | |
|----------------------------------|---------------|-----------------------|-------------------|------------------|------------------|----------------------------|------------------------|------------------------|
| | | | PZ/BOX PCS/BOX | MQ/BOX SM/BOX | KG/BOX KG/BOX | BOX/PALLET BOXES/PALLET | MQ/PALLET SM/PALLET | KG/PALLET KG/PALLET |
| 75X150-30\"/> | | | | | | | | |
| 75X75-30\"/> | | | | | | | | |
| 37,5X75-15\"/> | | | | | | | | |
| 28,5X32-11\"/> | | | | | | | | |

CARATTERISTICHE TECNICHE SPECIFICHE

TECHNICAL FEATURES SPECIFICATIONS / CARACTÉRISTIQUES TECHNIQUES SPÉCIFIQUE / TECHNISCHE EIGENSCHAFTEN
CARACTERÍSTICAS TÉCNICAS ESPECÍFICAS / ТРЕБУЕМЫЕ ТЕХНИЧЕСКИЕ ХАРАКТЕРИСТИКИ / 特殊技术规格

| | DIN EN 16165 Annex B / DIN 51130 (R) | DIN EN 16165 Annex A / DIN 51097 (A+B+C) | B.C.R. DM 14/6/89 N. 236 | | PENDULUM BS EN16165 Annex C / BS7976 (INGLESE) | PENDULUM AS/NZS 4856 (AUSTRALIANO) | PENDULUM UNE 41901/ 12633 (SPAGNOLO) | BOT 3000 (DCOF) ANSI 326.3 (AMERICANO) |
|----------|---|---|--------------------------------|------|---|--|---|---|
| | | | C.A. | G.B. | | | | |
| LMRCK | R10 | A+B | >0.4 | >0.4 | >36 | >35 | 2 | >0,42 |
| LMRCK RB | R11 | B+C | >0.4 | >0.4 | >36 | >35 | 3 | >0,42 |



X-ROCK



STONE

COLOR BODY PORCELAIN TILE

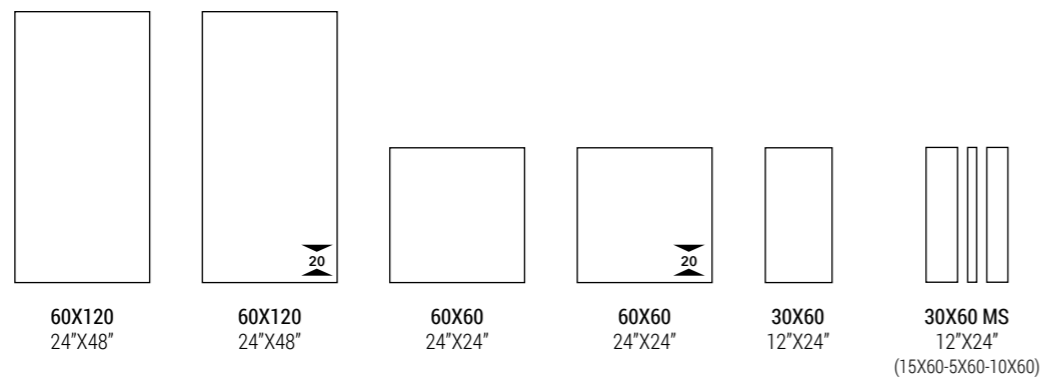
GRES PORCELLANATO COLORATO IN MASSA / GRÈS CÉRAME TEINTÉ DANS LA MASSE / EINGEFÄRBTES FEINSTEINZEUG
GRES PORCELÁNICO COLOREADO EN MASA / КЕРАМОГРАНИТ ОКРАШЕННЫЙ В МАССЕ / 彩色通体瓷质砖

CONFORME / ACCORDING TO / CONFORME / KONFORM / CONFORME / СООТВЕТСТВУЕТ / 合格
UNI EN 14411 - G BIa



FORMATI

SIZES / FORMATS / FORMATE / FORMATOS / ФОРМАТЫ / 规格



SUPERFICI

SURFACES / SURFACES / OBERFLÄCHEN / SUPERFICIES / ПОВЕРХНОСТИ / 表面



COLORI

COLOURS / COULEURS / FARBEN / COLORES / ЦВЕТА / 颜色





STONE

X-ROCK







STONE

B

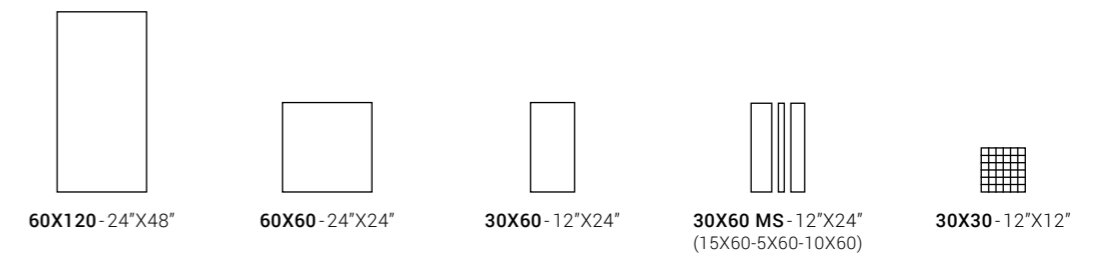
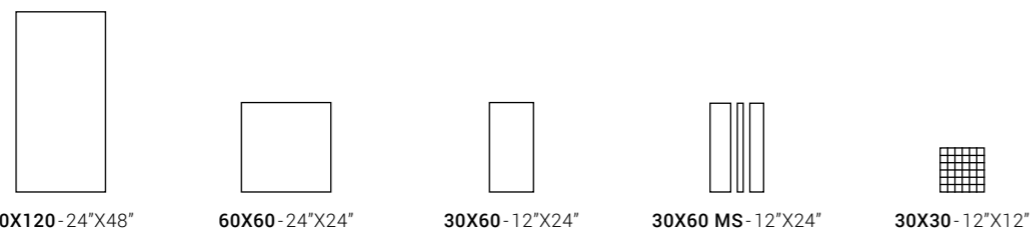
W



MK.X-ROCK 30B
30X30-12"X12"




MK.X-ROCK 30W
30X30-12"X12"




X-ROCK 12B X-ROCK 60B X-ROCK 36B X-ROCK 36MSB MK.X-ROCK B



X-ROCK 12W X-ROCK 60W X-ROCK 36W X-ROCK 36MSW MK.X-ROCK W




G




N

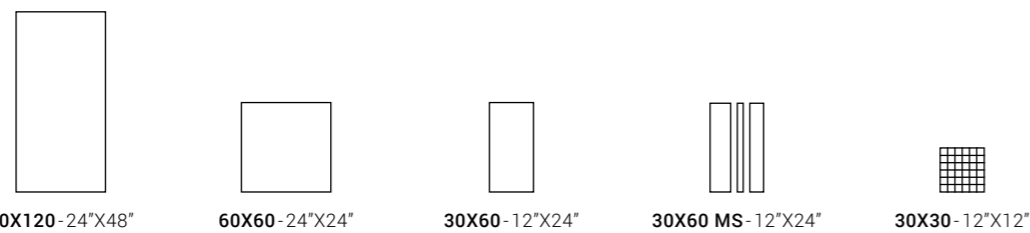
STONE



MK.X-ROCK 30G  
30X30-12"X12"



MK.X-ROCK 30N  
30X30-12"X12"



60X120-24"X48"

60X60-24"X24"

30X60-12"X24"

30X60 MS-12"X24"
(15X60-5X60-10X60)

30X30-12"X12"

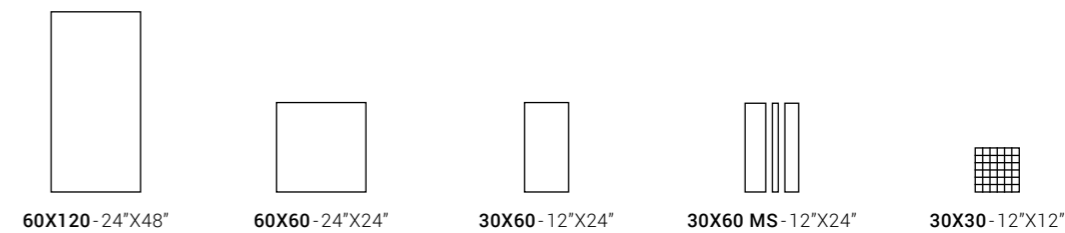
X-ROCK 12G

X-ROCK 60G

X-ROCK 36G

X-ROCK 36MSG

MK.X-ROCK G



60X120-24"X48"

60X60-24"X24"

30X60-12"X24"

30X60 MS-12"X24"
(15X60-5X60-10X60)

30X30-12"X12"

X-ROCK 12N

X-ROCK 60N

X-ROCK 36N

X-ROCK 36MSN

MK.X-ROCK N

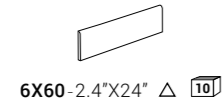


X-ROCK

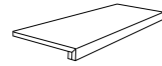
PEZZI SPECIALI

SPECIAL PIECES / PIÈCES SPÉCIALES / FORMTEILE / PIEZAS ESPECIALES / СПЕЦИАЛЬНЫЕ ЭЛЕМЕНТЫ / 特制件

N ○



6X60-2.4"X24" △ 10



120X32,5-48"X12.8" △ 2

| | | |
|---|--------------|--------------|
| B | X-ROCK BT60B | X-ROCK G120B |
| W | X-ROCK BT60W | X-ROCK G120W |
| G | X-ROCK BT60G | X-ROCK G120G |
| N | X-ROCK BT60N | X-ROCK G120N |

IMBALLI

PACKAGING / EMBALLAGES / VERPACKUNGEN / EMBALAJES / УПАКОВКИ / 包装

| FORMATO NOMINALE NOMINAL SIZE | BORDO EDGE | SPESSORE THICKNESS | BOX | | | PALLET | | |
|----------------------------------|---------------|-----------------------|-------------------|------------------|------------------|----------------------------|------------------------|------------------------|
| | | | PZ/BOX PCS/BOX | MQ/BOX SM/BOX | KG/BOX KG/BOX | BOX/PALLET BOXES/PALLET | MQ/PALLET SM/PALLET | KG/PALLET KG/PALLET |
| 60X120-24"X48" | RECTIFIED | 10 | 2 | 1,44 | 32,20 | 30 | 43,20 | 986,00 |
| 60X60-24"X24" | RECTIFIED | 10 | 3 | 1,08 | 24,16 | 40 | 43,20 | 986,50 |
| 30X60-12"X24" | RECTIFIED | 10 | 6 | 1,08 | 24,20 | 40 | 43,20 | 988,00 |
| 30X60-12"X24" MIX SIZES | RECTIFIED | 10 | 6 | 1,08 | 24,10 | 40 | 43,20 | 983,84 |
| 30X30-12"X12" MOSAIC | RECTIFIED | 10 | 6 | 0,54 | 11,39 | 48 | 25,92 | 566,72 |

CARATTERISTICHE TECNICHE SPECIFICHE

TECHNICAL FEATURES SPECIFICATIONS / CARACTÉRISTIQUES TECHNIQUES SPÉCIFIQUE / TECHNISCHE EIGENSCHAFTEN
CARACTERÍSTICAS TÉCNICAS ESPECÍFICAS / ТРЕБУЕМЫЕ ТЕХНИЧЕСКИЕ ХАРАКТЕРИСТИКИ / 特殊技术规格

| X-ROCK | DIN EN 16165 Annex B / DIN 51130 (R) | DIN EN 16165 Annex A / DIN 51097 (A+B+C) | B.C.R. DM 14/6/89 N. 236 | | PENDULUM BS EN16165 Annex C / BS7976 (INGLESE) | PENDULUM AS/NZS 4856 (AUSTRALIANO) | PENDULUM UNE 41901/ 12633 (SPAGNOLO) | BOT 3000 (DCOF) ANSI 326.3 (AMERICANO) |
|--------|---|---|--------------------------------|------|---|--|---|---|
| | | | C.A. | G.B. | | | | |
| | R9 | A | >0.4 | >0.4 | >25 | >25 | 1 | >0,42 |

X-ROCK [OUTDOOR]



X-ROCK 60B AS - X-ROCK 12B



X-ROCK 12G AS - X-ROCK TOP60GAS

| 10 mm | | | | 20 mm | | | |
|----------|----------------|---------------|---------------|----------|----------------|---------------|--|
| | | | | | | | |
| | 60X120-24"x48" | 60X60-24"x24" | 30X60-12"x24" | | 60X120-24"x48" | 60X60-24"x24" | |
| B | X-ROCK RB12B | X-ROCK RB60B | X-ROCK RB36B | B | X-ROCK 12B AS | X-ROCK 60B AS | |
| W | X-ROCK RB12W | X-ROCK RB60W | X-ROCK RB36W | W | X-ROCK 12W AS | X-ROCK 60W AS | |
| G | X-ROCK RB12G | X-ROCK RB60G | X-ROCK RB36G | G | X-ROCK 12G AS | X-ROCK 60G AS | |
| N | X-ROCK RB12N | X-ROCK RB60N | X-ROCK RB36N | N | X-ROCK 12N AS | X-ROCK 60N AS | |

10 PEZZI SPECIALI
SPECIAL PIECES / PIÈCES SPÉCIALES / FORMTEILE / PIEZAS ESPECIALES / СПЕЦИАЛЬНЫЕ ЭЛЕМЕНТЫ / 特制件

| | | |
|----------|-------------------|-----------------------|
| | | |
| | 30X60-12"x24" △ 8 | 20X60X4-8"x24"x2" △ 6 |
| B | X-ROCK S RB60B | X-ROCK E RB60B |
| W | X-ROCK S RB60W | X-ROCK E RB60W |
| G | X-ROCK S RB60G | X-ROCK E RB60G |
| N | X-ROCK S RB60N | X-ROCK E RB60N |

IMBALLI
PACKAGING / EMBALLAGES / VERPACKUNGEN / EMBALAJES / УПАКОВКИ / 包装

| FORMATO NOMINALE NOMINAL SIZE | BORDO EDGE | SPESSORE THICKNESS | BOX | | | PALLET | | |
|----------------------------------|---------------|-----------------------|-------------------|------------------|------------------|----------------------------|------------------------|------------------------|
| | | | PZ/BOX PCS/BOX | MQ/BOX SM/BOX | KG/BOX KG/BOX | BOX/PALLET BOXES/PALLET | MQ/PALLET SM/PALLET | KG/PALLET KG/PALLET |
| 60X120-24"x48" | RECTIFIED | 10 | 2 | 1,44 | 32,20 | 30 | 43,20 | 986,00 |
| 60X60-24"x24" | RECTIFIED | 10 | 3 | 1,08 | 24,16 | 40 | 43,20 | 986,50 |
| 30X60-12"x24" | RECTIFIED | 10 | 6 | 1,08 | 24,20 | 40 | 43,20 | 988,00 |

CARATTERISTICHE TECNICHE SPECIFICHE
TECHNICAL FEATURES SPECIFICATIONS / CARACTÉRISTIQUES TECHNIQUES SPÉCIFIQUE / TECHNISCHE EIGENSCHAFTEN
CARACTERÍSTICAS TÉCNICAS ESPECÍFICAS / ТРЕБУЕМЫЕ ТЕХНИЧЕСКИЕ ХАРАКТЕРИСТИКИ / 特殊技术规格

| | DIN EN 16165 Annex B / DIN 51130 (R) | DIN EN 16165 Annex A / DIN 51097 (A+B+C) | B.C.R. DM 14/6/89 N. 236 | | PENDULUM BS EN16165 Annex C / BS7976 (INGLESE) | PENDULUM AS/NZS 4856 (AUSTRALIANO) | PENDULUM UNE 41901 / 12633 (SPAGNOLO) | BOT 3000 (DCOF) ANSI 326.3 (AMERICANO) |
|------------------|---|---|--------------------------------|------|---|--|--|---|
| | | | C.A. | G.B. | | | | |
| X-ROCK RB | R11 | B+C | >0.4 | >0.4 | >36 | >35 | 3 | >0,42 |
| X-ROCK AS | R11 | B+C | >0.4 | >0.4 | >36 | >45 | 3 | >0,42 |

20 PEZZI SPECIALI
SPECIAL PIECES / PIÈCES SPÉCIALES / FORMTEILE / PIEZAS ESPECIALES / СПЕЦИАЛЬНЫЕ ЭЛЕМЕНТЫ / 特制件

| | | | |
|----------|--|--|---|
| | | | |
| | SQUARE BORDER* costa lucida SQUARE BORDER* polished edge 60X60-24"x24" △ 1 | GRADONE* costa lucida TERRACE* polished edge 33X60-13"x24" △ 2 | GRADONE* costa lucida TERRACE* polished edge 33X120-13"x48" △ 2 |
| B | X-ROCK SB60B AS | X-ROCKGR336B AS | X-ROCKGR120B AS |
| W | X-ROCK SB60W AS | X-ROCKGR336W AS | X-ROCKGR120W AS |
| G | X-ROCK SB60G AS | X-ROCKGR336G AS | X-ROCKGR120G AS |
| N | X-ROCK SB60N AS | X-ROCKGR336N AS | X-ROCKGR120N AS |

| | | | |
|----------|--|---|--|
| | | | |
| | STEP righe costa lucida STEP stripes polished edge 30X60-12"x24" △ 2 | ALZATA gocciolatoio RISE dripstone 20X60-8"x24" △ 4 | ALZATA gocciolatoio RISE dripstone 20X120-8"x48" △ 2 |
| B | X-ROCK S 60B AS | X-ROCK AZ60B AS | X-ROCK AZ120BAS |
| W | X-ROCK S 60W AS | X-ROCK AZ60W AS | X-ROCK AZ120WAS |
| G | X-ROCK S 60G AS | X-ROCK AZ60G AS | X-ROCK AZ120GAS |
| N | X-ROCK S 60N AS | X-ROCK AZ60N AS | X-ROCK AZ120NAS |

| | | | | |
|----------|--|--|--|---|
| | | | | |
| | TOP gocciolatoio coste lucide TOP dripstone polished edges 30X60-12"x24" △ 2 | BORDO PISCINA* costa lucida POOL EDGE* polished edge 30X60-12"x24" △ 2 | GRIGLIA PISCINA* POOL GRILLE* 20X60-8"x24" △ 2 | ELEMENTO A ELLE L-SHAPED 30x60x5-12"x24"x2" △ 2 |
| B | X-ROCK TOP60BAS | X-ROCK BP60B AS | X-ROCK GP60B AS | X-ROCK L 60B AS |
| W | X-ROCK TOP60WAS | X-ROCK BP60W AS | X-ROCK GP60W AS | X-ROCK L 60W AS |
| G | X-ROCK TOP60GAS | X-ROCK BP60G AS | X-ROCK GP60G AS | X-ROCK L 60G AS |
| N | X-ROCK TOP60NAS | X-ROCK BP60N AS | X-ROCK GP60N AS | X-ROCK L 60N AS |

IMBALLI
PACKAGING / EMBALLAGES / VERPACKUNGEN / EMBALAJES / УПАКОВКИ / 包装

| FORMATO NOMINALE NOMINAL SIZE | BORDO EDGE | SPESSORE THICKNESS | BOX | | | PALLET | | |
|----------------------------------|---------------|-----------------------|-------------------|------------------|------------------|----------------------------|------------------------|------------------------|
| | | | PZ/BOX PCS/BOX | MQ/BOX SM/BOX | KG/BOX KG/BOX | BOX/PALLET BOXES/PALLET | MQ/PALLET SM/PALLET | KG/PALLET KG/PALLET |
| 60X120-24"x48" | RECTIFIED | 20 | 1 | 0,72 | 32,81 | 30 | 21,60 | 1004,38 |
| 60X60-24"x24" | RECTIFIED | 20 | 2 | 0,72 | 32,44 | 32 | 23,04 | 1058,00 |

* Angolari DX e SX disponibili a richiesta. / RH and LH angle bracket available on request. / Angulaires D et G disponibles sur demande. / Eckstücke links und rechts auf Anfrage erhältlich. / Cantoneiras DCHA. e IZDA. disponibles bajo pedido. / Правый и Левый Угловые элементы доступны по запросу. / 可根据需求提供左转角和右转角。

I pezzi speciali ed i fondi possono presentare leggere differenze di tonalità fra di loro. / Special pieces and backgrounds can have slightly different shades from one another. / Les pièces spéciales et les fonds peuvent présenter de légères différences de tonalités entre elles. / Formteile und Grundrungen können untereinander leichte Farbabweichungen aufweisen. / Las piezas especiales y los fondos pueden presentar ligeras diferencias de tono. / Специальные и фоновые элементы могут немного отличаться по оттенку. / 一些特殊配件和底部可能会有轻微色差。

Il bordo può mostrare una piccola diversità cromatica fra la superficie ed il corpo del pezzo ceramico. / There can be a slight colour difference on the edge between the surface and the main ceramic piece. / Le bord peut présenter une légère différence entre la surface et le corps de la pièce en céramique. / Die Kante kann zwischen Oberfläche und Korpus des Keramikteils einen unterschiedlichen Farbton aufweisen. / El borde puede presentar ligeras diferencias cromáticas entre la superficie y el cuerpo de la pieza cerámica. / В кромках может появиться небольшая хроматическая разница между поверхностью и корпусом керамической детали. / 边缘的颜色可能与陶瓷产品主体和表面颜色稍有差别。

BLUE SAVOY



STONE

PORCELAIN TILE

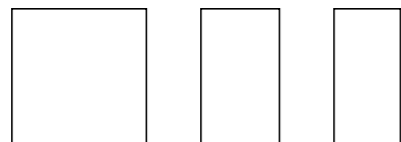
GRES PORCELLANATO / GRÈS CÉRAMÉ / FEINSTEINZEUG
GRES PORCELÁNICO / КЕРАМОГРАНИТ / 瓷釉陶砖

CONFORME / ACCORDING TO / CONFORME / KONFORM / CONFORME / COOTBETCTBYET / 合格
UNI EN 14411 - G Bla



FORMATI

SIZES / FORMATS / FORMATE / FORMATOS / ФОРМАТЫ / 规格



60X60
24"X24"

40X60
16"X24"

30X60
12"X24"


SUPERFICI

SURFACES / SURFACES / OBERFLÄCHEN / SUPERFICIES / ПОВЕРХНОСТИ / 表面



COLORI

COLOURS / COULEURS / FARBEN / COLORES / ЦВЕТА / 颜色




B



W



G



DG



STONE



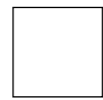
B

W

G

DG

STONE



60X60-24"X24"



40X60-16"X24"



30X60-12"X24"



30X30-12"X12"



BLSV 60B RM

BLSV 46B RM

BLSV 36B RM

MK.BLSV 30B

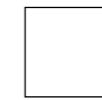


BLSV 60W RM

BLSV 46W RM

BLSV 36W RM

MK.BLSV 30W



60X60-24"X24"



40X60-16"X24"



30X60-12"X24"



30X30-12"X12"



BLSV 60G RM

BLSV 46G RM

BLSV 36G RM

MK.BLSV 30G



BLSV 60DG RM

BLSV 46DG RM

BLSV 36DG RM

MK.BLSV 30DG

BLUE SAVOY

PEZZI SPECIALI

SPECIAL PIECES / PIÈCES SPÉCIALES / FORMTEILE / PIEZAS ESPECIALES / СПЕЦИАЛЬНЫЕ ЭЛЕМЕНТЫ / 特制件



6X60-2.4"X24" △ 12

| | |
|-----------|-------------|
| B | BLSV BT60B |
| W | BLSV BT60W |
| G | BLSV BT60G |
| DG | BLSV BT60DG |

IMBALLI

PACKAGING / EMBALLAGES / VERPACKUNGEN / EMBALAJES / УПАКОВКИ / 包装

| FORMATO NOMINALE NOMINAL SIZE | BORDO EDGE | SPESSORE THICKNESS | BOX | | | PALLET | | |
|----------------------------------|---------------|-----------------------|-------------------|------------------|------------------|----------------------------|------------------------|------------------------|
| | | | PZ/BOX PCS/BOX | MQ/BOX SM/BOX | KG/BOX KG/BOX | BOX/PALLET BOXES/PALLET | MQ/PALLET SM/PALLET | KG/PALLET KG/PALLET |
| 60X60-24"X21" | RECTIFIED | 9 | 3 | 1,08 | 21,78 | 40 | 43,20 | 891,00 |
| 40X60-16"X24" | RECTIFIED | 9 | 4 | 0,96 | 18,91 | 60 | 57,60 | 1154,75 |
| 30X60-12"X24" | RECTIFIED | 9 | 6 | 1,08 | 21,54 | 48 | 51,84 | 1053,80 |
| 30X30-12"X12" MOSAIC | RECTIFIED | 9 | 6 | 0,54 | 10,21 | 48 | 25,92 | 509,89 |

CARATTERISTICHE TECNICHE SPECIFICHE

TECHNICAL FEATURES SPECIFICATIONS / CARACTÉRISTIQUES TECHNIQUES SPÉCIFIQUE / TECHNISCHE EIGENSCHAFTEN
CARACTERÍSTICAS TÉCNICAS ESPECÍFICAS / ТРЕБУЕМЫЕ ТЕХНИЧЕСКИЕ ХАРАКТЕРИСТИКИ / 特殊技术规格

| BLSV | DIN EN 16165 Annex B / DIN 51130 (R) | DIN EN 16165 Annex A / DIN 51097 (A+B+C) | B.C.R. DM 14/6/89 N. 236 | | PENDULUM BS EN16165 Annex C / BS7976 (INGLESE) | PENDULUM AS/NZS 4856 (AUSTRALIANO) | PENDULUM UNE 41901/ 12633 (SPAGNOLO) | BOT 3000 (DCOF) ANSI 326.3 (AMERICANO) |
|------|---|---|--------------------------------|------|---|--|---|---|
| | | | C.A. | G.B. | | | | |
| | R9 | A | >0.4 | >0.4 | >25 | >25 | 1 | >0,42 |



BRIXSTONE



STONE

PORCELAIN TILE

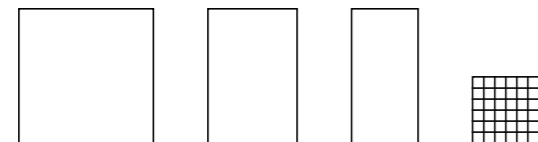
GRES PORCELLANATO / GRÈS CÉRAMÉ / FEINSTEINZEUG
GRES PORCELÁNICO / КЕРАМОГРАНИТ / 瓷釉陶砖

CONFORME / ACCORDING TO / CONFORME / KONFORM / CONFORME / COOTBETCTBYET / 合格
UNI EN 14411 - G B1a



FORMATI

SIZES / FORMATS / FORMATE / FORMATOS / ФОРМАТЫ / 规格



60X60
24"X24"

40X60
16"X24"

30X60
12"X24"

30X30
12"X12"

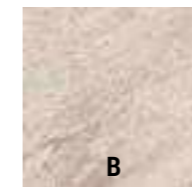
SUPERFICI

SURFACES / SURFACES / OBERFLÄCHEN / SUPERFICIES / ПОВЕРХНОСТИ / 表面



COLORI

COLOURS / COULEURS / FARBEN / COLORES / ЦВЕТА / 颜色







B



W




GH



G

STONE



60X60-24"X24"



40X60-16"X24"



30X60-12"X24"



30X30-12"X12"



BRXT 60B RM

BRXT 46B RM

BRXT 36B RM

MK.BRXT 30B



BRXT 60W RM

BRXT 46W RM

BRXT 36W RM

MK.BRXT 30W



60X60-24"X24"



40X60-16"X24"



30X60-12"X24"



30X30-12"X12"



BRXT 60GH RM

BRXT 46V RM

BRXT 36GH RM

MK.BRXT 30GH



BRXT 60G RM

BRXT 46G RM

BRXT 36G RM

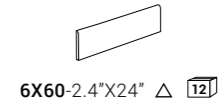
MK.BRXT 30G

BRIXSTONE

PEZZI SPECIALI

SPECIAL PIECES / PIÈCES SPÉCIALES / FORMTEILE / PIEZAS ESPECIALES / СПЕЦИАЛЬНЫЕ ЭЛЕМЕНТЫ / 特制件

N ○



6X60-2.4\"/>



15X30X4-6\"/>

| | | |
|----|-------------|------------|
| B | BRXT BT60B | BRXT E30B |
| W | BRXT BT60W | BRXT E30W |
| GH | BRXT BT60GH | BRXT E30GH |
| G | BRXT BT60G | BRXT E30G |

IMBALLI

PACKAGING / EMBALLAGES / VERPACKUNGEN / EMBALAJES / УПАКОВКИ / 包装

| FORMATO NOMINALE NOMINAL SIZE | BORDO EDGE | SPESSORE THICKNESS | BOX | | | PALLET | | |
|----------------------------------|---------------|-----------------------|-------------------|------------------|------------------|----------------------------|------------------------|------------------------|
| | | | PZ/BOX PCS/BOX | MQ/BOX SM/BOX | KG/BOX KG/BOX | BOX/PALLET BOXES/PALLET | MQ/PALLET SM/PALLET | KG/PALLET KG/PALLET |
| 60X60-24\"/> | | | | | | | | |
| 40X60-16\"/> | | | | | | | | |
| 30X60-12\"/> | | | | | | | | |
| 30X30-12\"/> | | | | | | | | |

CARATTERISTICHE TECNICHE SPECIFICHE

TECHNICAL FEATURES SPECIFICATIONS / CARACTÉRISTIQUES TECHNIQUES SPÉCIFIQUE / TECHNISCHE EIGENSCHAFTEN
CARACTERÍSTICAS TÉCNICAS ESPECÍFICAS / ТРЕБУЕМЫЕ ТЕХНИЧЕСКИЕ ХАРАКТЕРИСТИКИ / 特殊技术规格

| BRXT | DIN EN 16165 Annex B / DIN 51130 (R) | DIN EN 16165 Annex A / DIN 51097 (A+B+C) | B.C.R. DM 14/6/89 N. 236 | | PENDULUM BS EN16165 Annex C / BS7976 (INGLESE) | PENDULUM AS/NZS 4856 (AUSTRALIANO) | PENDULUM UNE 41901/ 12633 (SPAGNOLO) | BOT 3000 (DCOF) ANSI 326.3 (AMERICANO) |
|------|---|---|--------------------------------|------|---|--|---|---|
| | R10 | A+B | C.A. | G.B. | >36 | >45 | 3 | >0,42 |
| | | | >0.4 | >0.4 | >36 | >45 | 3 | >0,42 |



WALK



STONE

COLOR BODY PORCELAIN TILE

GRES PORCELLANATO COLORATO IN MASSA / GRÈS CÉRAMÉ TEINTÉ DANS LA MASSE / EINGEFÄRBTES FEINSTEINZEUG
GRES PORCELÁNICO COLOREADO EN MASA / КЕРАМОГРАНИТ ОКРАШЕННЫЙ В МАССЕ / 彩色通体瓷质砖

CONFORME / ACCORDING TO / CONFORME / KONFORM / CONFORME / СООТВЕТСТВУЕТ / 合格
UNI EN 14411 - G BIa



FORMATI

SIZES / FORMATS / FORMATE / FORMATOS / ФОРМАТЫ / 规格



60X60
24"X24"

30X60
12"X24"

SUPERFICI

SURFACES / SURFACES / OBERFLÄCHEN / SUPERFICIES / ПОВЕРХНОСТИ / 表面



COLORI

COLOURS / COULEURS / FARBEN / COLORES / ЦВЕТА / 颜色



WALK



WALK 60W RM



WLKR 36G RM



B



GB




TO



W

STONE




60X60-24"X24"



30X60-12"X24"



30X30-12"X12"



WALK 60B RM

WALK 36B RM

MK.WALK 30B

WALK 60GB RM

WALK 36GB RM

MK.WALK 30GB

WLKR 36GB RM




60X60-24"X24"



30X60-12"X24"



30X30-12"X12"



WALK 60TO RM

WALK 36TO RM

MK.WALK 30TO

WALK 60W RM

WALK 36W RM

MK.WALK 30W

WLKR 36W RM



G



DG

PEZZI SPECIALI

SPECIAL PIECES / PIÈCES SPÉCIALES / FORMTEILE / PIEZAS ESPECIALES / СПЕЦИАЛЬНЫЕ ЭЛЕМЕНТЫ / 特制件



6X60-2.4"X24" △ 12

| | |
|-----------|-------------|
| B | WALK BT60B |
| GB | WALK BT60GB |
| TO | WALK BT60TO |
| W | WALK BT60W |
| G | WALK BT60G |
| DG | WALK BT60DG |

STONE

IMBALLI

PACKAGING / EMBALLAGES / VERPACKUNGEN / EMBALAJES / УПАКОВКИ / 包装

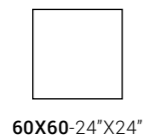

| FORMATO NOMINALE NOMINAL SIZE | BORDO EDGE | SPESSORE THICKNESS | BOX | | | PALLET | | |
|----------------------------------|---------------|-----------------------|-------------------|------------------|------------------|----------------------------|------------------------|------------------------|
| | | | PZ/BOX PCS/BOX | MQ/BOX SM/BOX | KG/BOX KG/BOX | BOX/PALLET BOXES/PALLET | MQ/PALLET SM/PALLET | KG/PALLET KG/PALLET |
| 60X60-24"X24" | RECTIFIED | 9 | 3 | 1,08 | 22,00 | 40 | 43,20 | 900,00 |
| 30X60-12"X24" | RECTIFIED | 9 | 6 | 1,08 | 21,81 | 48 | 51,84 | 1066,88 |
| 30X30-12"X12" MOSAIC | MOSAIC | 9 | 6 | 0,54 | 10,06 | 48 | 25,92 | 502,66 |

CARATTERISTICHE TECNICHE SPECIFICHE

TECHNICAL FEATURES SPECIFICATIONS / CARACTÉRISTIQUES TECHNIQUES SPÉCIFIQUE / TECHNISCHE EIGENSCHAFTEN
CARACTERÍSTICAS TÉCNICAS ESPECÍFICAS / ТРЕБУЕМЫЕ ТЕХНИЧЕСКИЕ ХАРАКТЕРИСТИКИ / 特殊技术规格

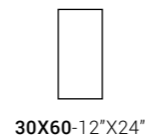
| | DIN EN 16165 Annex B / DIN 51130 (R) | DIN EN 16165 Annex A / DIN 51097 (A+B+C) | B.C.R. DM 14/6/89 N. 236 | | PENDULUM BS EN16165 Annex C / BS7976 (INGLESE) | PENDULUM AS/NZS 4856 (AUSTRALIANO) | PENDULUM UNE 41901/ 12633 (SPAGNOLO) | BOT 3000 (DCOF) ANSI 326.3 (AMERICANO) |
|-------------|---|---|--------------------------------|------|---|--|---|---|
| | | | C.A. | G.B. | | | | |
| WALK | R9 | - | - | - | >25 | - | 1 | - |
| WLKR | R10 | B | >0,4 | >0,4 | >36 | >35 | 3 | >0,42 |

Valori medi riferiti al prodotto integro prima della posa. / Average value referred to the full tile before installation.



WALK 60G RM

WALK 60DG RM



WALK 36G RM

WLKR 36G RM

WALK 36DG RM

WLKR 36DG RM



30X30-12"X12"

MK.WALK 30G

MK.WALK 30DG

TRAIL™



COLOR BODY PORCELAIN TILE

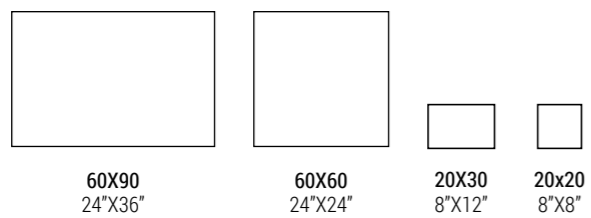
GRES PORCELLANATO COLORATO IN MASSA / GRÈS CÉRAME TEINTÉ DANS LA MASSE / EINGEFÄRBTES FEINSTEINZEUG
GRES PORCELÁNICO COLOREADO EN MASA / КЕРАМОГРАНИТ ОКРАШЕННЫЙ В МАССЕ / 彩色通体瓷质砖

CONFORME / ACCORDING TO / CONFORME / KONFORM / CONFORME / СООТВЕТСТВУЕТ / 合格
UNI EN 14411 - G B1a



FORMATI

SIZES / FORMATS / FORMATE / FORMATOS / ФОРМАТЫ / 规格



SUPERFICI

SURFACES / SURFACES / OBERFLÄCHEN / SUPERFICIES / ПОВЕРХНОСТИ / 表面




COLORI

COLOURS / COULEURS / FARBEN / COLORES / ЦВЕТА / 颜色






STONE



TCOT EMI 60ASRM - TCOT EMI 69ASRM




TCOT TOS18 20 - TCOT TOS18 23 - TCOT TOS18 AE20 - TCOT TOS18 E20






STONE



STONE



STONE



PORF MIX18 20 - MK.PORF MIX18 1 - PORF MIX18 E20



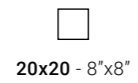
PIAS GRE18 20 - PIAS GRE18 23



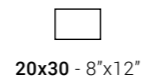
TCOT EMI



STONE




20x20 - 8"x8"



20x30 - 8"x12"

TCOT EMI18 20

TCOT EMI18 23



60x60 - 24"x24"



60x90 - 24"x36"

TCOT EMI 60ASRM

TCOT EMI 69ASRM

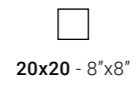




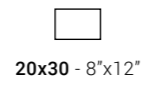
TCOT TOS



STONE



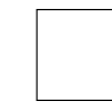
20x20 - 8"x8"



20x30 - 8"x12"

TCOT TOS18 20

TCOT TOS18 23



60x60 - 24"x24"



60x90 - 24"x36"

TCOT TOS 60ASRM

TCOT TOS 69ASRM

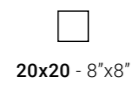




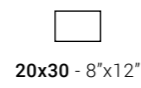
MXST BIA



STONE



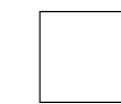
20x20 - 8"x8"



20x30 - 8"x12"

MXST BIA18 20

MXST BIA18 23



60x60 - 24"x24"



60x90 - 24"x36"

MXST BIA 60ASRM

MXST BIA 69ASRM





STONE

MXST GRE



20x20 - 8"x8"



20x30 - 8"x12"

MXST GRE18 20

MXST GRE18 23



60x60 - 24"x24"



60x90 - 24"x36"

MXST GRE 60ASRM

MXST GRE 69ASRM





QUAR BIA



STONE



20x20 - 8"x8"

QUAR BIA18 20

20x30 - 8"x12"


QUAR BIA18 23

35,5x42 - 4"x16,5"

MK.QUAR BIA18 1

29,6x37,6 - 11,6"x14,8"

MK.QUAR BIA18 2



60x60 - 24"x24"

QUAR BIA 60ASRM

60x90 - 24"x36"

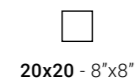
QUAR BIA 69ASRM



QUAR GRI



STONE



20x20 - 8"x8"

QUAR GRI18 20



20x30 - 8"x12"

QUAR GRI18 23



35,5x42 - 4"x16,5"

MK.QUAR GRI18 1



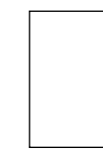
29,6x37,6 - 11,6"x14,8"

MK.QUAR GRI18 2



60x60 - 24"x24"

QUAR GRI 60ASRM



60x90 - 24"x36"

QUAR GRI 69ASRM



STONE

PIAS GRE



20x20 - 8"x8"



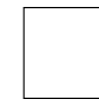
20x30 - 8"x12"



35,5x42 - 4"x16,5"



29,6x37,6 - 11,6"x14,8"



60x60 - 24"x24"



60x90 - 24"x36"

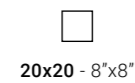




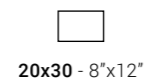
PORF MIX



STONE



PORF MIX18 20



PORF MIX18 23



MK.PORF MIX18 1



MK.PORF MIX18 2



PORF MIX 60ASRM



PORF MIX 69ASRM

TRAIL™ [OUTDOOR]

PEZZI SPECIALI

SPECIAL PIECES / PIÈCES SPÉCIALES / FORMTEILE / PIEZAS ESPECIALES / СПЕЦИАЛЬНЫЕ ЭЛЕМЕНТЫ / 特制件



ELEMENTO A L
L- SHAPED

20x20x4-8"x8"x1,6" △ 10



ELEMENTO A L*
L- SHAPED*

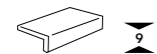
20x30x4-8"x12"x1,6" △ 6



ELEMENTO A L
L- SHAPED

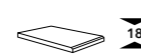
20x20x4-8"x8"x1,6" △ 4

| | | | |
|----------|----------------|----------------|-----------------|
| TCOT EMI | TCOT EMI18 E20 | TCOT EMI18 E23 | TCOT EMI18 AE20 |
| TCOT TOS | TCOT TOS18 E20 | TCOT TOS18 E23 | TCOT TOS18 AE20 |
| MXST BIA | MXST BIA18 E20 | MXST BIA18 E23 | MXST BIA18 AE20 |
| MXST GRE | MXST GRE18 E20 | MXST GRE18 E23 | MXST GRE18 AE20 |
| QUAR BIA | QUAR BIA18 E20 | QUAR BIA18 E23 | QUAR BIA18 AE20 |
| QUAR GRI | QUAR GRI18 E20 | QUAR GRI18 E23 | QUAR GRI18 AE20 |
| PIAS GRE | PIAS GRE18 E20 | PIAS GRE18 E23 | PIAS GRE18 AE20 |
| PORF MIX | PORF MIX18 E20 | PORF MIX18 E23 | PORF MIX18 AE20 |



ELEMENTO A L MODUL
L- SHAPED MODUL

15x30x4-6"x12"x1,6" △ 8



SQUARE BORDER costa lucida
SQUARE BORDER polished edge

20x30-8"x12" △ 10

| | | |
|----------|--------------|-----------------|
| TCOT EMI | TCOT EMI L30 | TCOT EMI18 SB23 |
| TCOT TOS | TCOT TOS L30 | TCOT TOS18 SB23 |
| MXST BIA | MXST BIA L30 | MXST BIA18 SB23 |
| MXST GRE | MXST GRE L30 | MXST GRE18 SB23 |
| QUAR BIA | QUAR BIA L30 | QUAR BIA18 SB23 |
| QUAR GRI | QUAR GRI L30 | QUAR GRI18 SB23 |
| PIAS GRE | PIAS GRE L30 | PIAS GRE18 SB23 |
| PORF MIX | PORF MIX L30 | PORF MIX18 SB23 |

* Angolari DX e SX disponibili a richiesta. / RH and LH angle bracket available on request. / Angulaires D et G disponibles sur demande. / Eckstücke links und rechts auf Anfrage erhältlich. / Cantonerias DCHA. e IZDA. disponibles bajo pedido. / Правый и Левый Угловые элементы доступны по запросу. / 可根据需求提供左转角和右转角。

I pezzi speciali ed i fondi possono presentare leggere differenze di tonalità fra di loro. / Special pieces and backgrounds can have slightly different shades from one another. / Les pièces spéciales et les fonds peuvent présenter de légères différences de tonalités entre elles. / Formteile und Grundierungen können untereinander leichte Farbabweichungen aufweisen. / Las piezas especiales y los fondos pueden presentar ligeras diferencias de tono. Специальные и фоновые элементы могут немного отличаться по оттенку. / 一些特殊配件和底部可能会有轻微色差。

Il bordo può mostrare una piccola diversità cromatica fra la superficie ed il corpo del pezzo ceramico. / There can be a slight colour difference on the edge between the surface and the main ceramic piece. / Le bord peut présenter une légère différence entre la surface et le corps de la pièce en céramique. / Die Kante kann zwischen Oberfläche und Korpus des Keramikteils einen unterschiedlichen Farbton aufweisen. / El borde puede presentar ligeras diferencias cromáticas entre la superficie y el cuerpo de la pieza cerámica. / В кромках может появиться небольшая хроматическая разница между поверхностью и корпусом керамической детали. / 边缘的颜色可能与陶瓷产品主体和表面颜色稍有差别。



PORF MIX18 23

IMBALLI

PACKAGING / EMBALLAGES / VERPACKUNGEN / EMBALAJES / УПАКОВКИ / 包装

| FORMATO NOMINALE NOMINAL SIZE | BORDO EDGE | SPESSORE THICKNESS | BOX | | | PALLET | | |
|----------------------------------|---------------|-----------------------|-------------------|------------------|------------------|----------------------------|------------------------|------------------------|
| | | | PZ/BOX PCS/BOX | MQ/BOX SM/BOX | KG/BOX KG/BOX | BOX/PALLET BOXES/PALLET | MQ/PALLET SM/PALLET | KG/PALLET KG/PALLET |
| 20X20-8"X8" | NATURAL | 18 | 20 | 0,80 | 32,69 | 36 | 28,80 | 1196,98 |
| 20X30-8"X12" | NATURAL | 18 | 10 | 0,60 | 24,68 | 48 | 28,80 | 1204,40 |
| 35,5X42-14"X16,5" MOSAIC | NATURAL | 18 | 4 | 0,60 | 24,24 | 14 | 8,35 | 359,38 |
| 29,6X37,6-11,6"X14,8" MOSAIC | NATURAL | 18 | 4 | 0,45 | 17,87 | 42 | 18,70 | 770,33 |

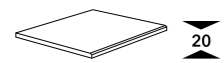
CARATTERISTICHE TECNICHE SPECIFICHE

TECHNICAL FEATURES SPECIFICATIONS / CARACTÉRISTIQUES TECHNIQUES SPÉCIFIQUE / TECHNISCHE EIGENSCHAFTEN
CARACTERÍSTICAS TÉCNICAS ESPECÍFICAS / ТРЕБУЕМЫЕ ТЕХНИЧЕСКИЕ ХАРАКТЕРИСТИКИ / 特殊技术规格

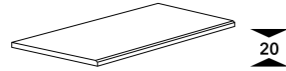
| TRAIL | DIN EN 16165 Annex B / DIN 51130 (R) | DIN EN 16165 Annex A / DIN 51097 (A+B+C) | B.C.R. DM 14/6/89 N. 236 | | PENDULUM BS EN16165 Annex C / BS7976 (INGLESE) | PENDULUM AS/NZS 4856 (AUSTRALIANO) | PENDULUM UNE 41901/ 12633 (SPAGNOLO) | BOT 3000 (DCOF) ANSI 326.3 (AMERICANO) |
|-------|---|---|--------------------------------|------|---|--|---|---|
| | R11 | B+C | C.A. | G.B. | >36 | >45 | 3 | >0,42 |
| | | | >0.4 | >0.4 | >36 | >45 | 3 | >0,42 |

Valori medi riferiti al prodotto integro prima della posa. / Average value referred to the full tile before installation.

20 PEZZI SPECIALI
SPECIAL PIECES / PIÈCES SPÉCIALES / FORMTEILE / PIEZAS ESPECIALES / СПЕЦИАЛЬНЫЕ ЭЛЕМЕНТЫ / 特制件



SQUARE BORDER costa lucida
SQUARE BORDER polished edge
60x60-24"x24" Δ [2]

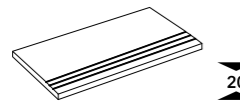


GRADONE costa lucida
TERRACE polished edge
33x60-13"x24" Δ [2]

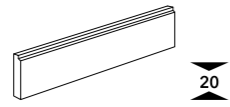


TOP gocciolatoio coste lucide
TOP dripstone polished edges
30x60-12"x24" Δ [2]

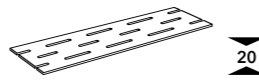
| | | | |
|----------|-----------------|-----------------|-----------------|
| TCOT EMI | TCOT EMI SB60AS | TCOT EMIGR336AS | TCOT EMITOP60AS |
| TCOT TOS | TCOT TOS SB60AS | TCOT TOSGR336AS | TCOT TOSTOP60AS |
| MXST BIA | MXST BIA SB60AS | MXST BIAGR336AS | MXST BIATOP60AS |
| MXST GRE | MXST GRE SB60AS | MXST GREGR336AS | MXST GRETOP60AS |
| QUAR BIA | QUAR BIA SB60AS | QUAR BIAGR336AS | QUAR BIATOP60AS |
| QUAR GRI | QUAR GRI SB60AS | QUAR GRIGR336AS | QUAR GRITOP60AS |
| PIAS GRE | PIAS GRE SB60AS | PIAS GREGR336AS | PIAS GRETOP60AS |
| PORF MIX | PORF MIX SB60AS | PORF MIXGR336AS | PORF MIXTOP60AS |



STEP righe costa lucida
STEP stripes polished edge
30x60-12"x24" Δ [2]



ALZATA gocciolatoio
RISE dripstone
20x60-8"x24" Δ [4]



GRIGLIA PISCINA
POOL GRILLE
20x60-8"x24" Δ [2]

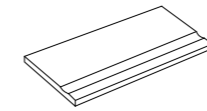
| | | | |
|----------|-----------------|-----------------|-----------------|
| TCOT EMI | TCOT EMI S 60AS | TCOT EMI AZ60AS | TCOT EMI GP60AS |
| TCOT TOS | TCOT TOS S 60AS | TCOT TOS AZ60AS | TCOT TOS GP60AS |
| MXST BIA | MXST BIA S 60AS | MXST BIA AZ60AS | MXST BIA GP60AS |
| MXST GRE | MXST GRE S 60AS | MXST GRE AZ60AS | MXST GRE GP60AS |
| QUAR BIA | QUAR BIA S 60AS | QUAR BIA AZ60AS | QUAR BIA GP60AS |
| QUAR GRI | QUAR GRI S 60AS | QUAR GRI AZ60AS | QUAR GRI GP60AS |
| PIAS GRE | PIAS GRE S 60AS | PIAS GRE AZ60AS | PIAS GRE GP60AS |
| PORF MIX | PORF MIX S 60AS | PORF MIX AZ60AS | PORF MIX GP60AS |

* Angolari DX e SX disponibili a richiesta. / RH and LH angle bracket available on request. / Angulaires D et G disponibles sur demande. / Eckstücke links und rechts auf Anfrage erhältlich. / Cantoneras DCHA. e IZDA. disponibles bajo pedido. / Правый и Левый Угловые элементы доступны по запросу. / 可根据需求提供左转角和右转角。

I pezzi speciali ed i fondi possono presentare leggere differenze di tonalità fra di loro. / Special pieces and backgrounds can have slightly different shades from one another. / Les pièces spéciales et les fonds peuvent présenter de légères différences de tonalités entre elles. / Formteile und Grundierungen können untereinander leichte Farbabweichungen aufweisen. / Las piezas especiales y los fondos pueden presentar ligeras diferencias de tono. Специальные и фоновые элементы могут немного отличаться по оттенку. / 一些特殊配件和底部可能会有轻微色差。

Il bordo può mostrare una piccola diversità cromatica fra la superficie ed il corpo del pezzo ceramico. / There can be a slight colour difference on the edge between the surface and the main ceramic piece. / Le bord peut présenter une légère différence entre la surface et le corps de la pièce en céramique. / Die Kante kann zwischen Oberfläche und Korpus des Keramikteils einen unterschiedlichen Farbton aufweisen. / El borde puede presentar ligeras diferencias cromáticas entre la superficie y el cuerpo de la pieza cerámica. / В кромках может появиться небольшая хроматическая разница между поверхностью и корпусом керамической детали. / 边缘的颜色可能与陶瓷产品主体和表面颜色稍有差别。

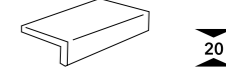
20 PEZZI SPECIALI
SPECIAL PIECES / PIÈCES SPÉCIALES / FORMTEILE / PIEZAS ESPECIALES / СПЕЦИАЛЬНЫЕ ЭЛЕМЕНТЫ / 特制件



BORDO PISCINA costa lucida
POOL EDGE polished edge
30x60-12"x24" Δ [2]



ELEMENTO A ELLE
L-SHAPED
30x60x5-12"x24"x2" Δ [2]



ELEMENTO A ELLE
L-SHAPED
30x90x5-12"x36"x2" Δ [2]

| | | | |
|----------|-----------------|-----------------|-----------------|
| TCOT EMI | TCOT EMI BP60AS | TCOT EMI L 60AS | TCOT EMI L 90AS |
| TCOT TOS | TCOT TOS BP60AS | TCOT TOS L 60AS | TCOT TOS L 90AS |
| MXST BIA | MXST BIA BP60AS | MXST BIA L 60AS | MXST BIA L 90AS |
| MXST GRE | MXST GRE BP60AS | MXST GRE L 60AS | MXST GRE L 90AS |
| QUAR BIA | QUAR BIA BP60AS | QUAR BIA L 60AS | QUAR BIA L 90AS |
| QUAR GRI | QUAR GRI BP60AS | QUAR GRI L 60AS | QUAR GRI L 90AS |
| PIAS GRE | PIAS GRE BP60AS | PIAS GRE L 60AS | PIAS GRE L 90AS |
| PORF MIX | PORF MIX BP60AS | PORF MIX L 60AS | PORF MIX L 90AS |

IMBALLI
PACKAGING / EMBALLAGES / VERPACKUNGEN / EMBALAJES / УПАКОВКИ / 包装

| FORMATO NOMINALE NOMINAL SIZE | BORDO EDGE | SPESSORE THICKNESS | BOX | | | PALLET | | |
|----------------------------------|---------------|-----------------------|-------------------|------------------|------------------|----------------------------|------------------------|------------------------|
| | | | PZ/BOX PCS/BOX | MQ/BOX SM/BOX | KG/BOX KG/BOX | BOX/PALLET BOXES/PALLET | MQ/PALLET SM/PALLET | KG/PALLET KG/PALLET |
| 60x60-24"x24" | RECTIFIED | 20 | 2 | 0,72 | 32,80 | 32 | 23,04 | 1069,60 |
| 60x90-24"x36" | RECTIFIED | 20 | 1 | 0,54 | 24,03 | 48 | 25,92 | 1173,20 |

CONCRETE

EFFECT

| | |
|-------------------|-----|
| Azuma Up™ | 296 |
| Azuma™ | 328 |
| Blox | 360 |
| Origini | 378 |
| Creative Concrete | 388 |

AZUMA UP™ 6,5



COLOR BODY PORCELAIN TILE

GRES PORCELLANATO COLORATO IN MASSA / GRÈS CÉRAME TEINTÉ DANS LA MASSE / EINGEFÄRBTES FEINSTEINZEUG
GRES PORCELÁNICO COLOREADO EN MASA / КЕРАМОГРАНИТ ОКРАШЕННЫЙ В МАССЕ / 彩色通体瓷质砖

CONFORME / ACCORDING TO / CONFORME / KONFORM / CONFORME / СООТВЕТСТВУЕТ / 合格
UNI EN 14411 - G BIa



FORMATI

SIZES / FORMATS / FORMATE / FORMATOS / ФОРМАТЫ / 规格



120X278
48"X110"

120X120
48"X48"

60X120
24"X48"


SUPERFICI

SURFACES / SURFACES / OBERFLÄCHEN / SUPERFICIES / ПОВЕРХНОСТИ / 表面




COLORI

COLOURS / COULEURS / FARBEN / COLORES / ЦВЕТА / 颜色





CONCRETE




W


CONCRETE



120X278 - 48"X110"



120X120 - 48"X48"




60X120 - 24"X48"



A.UP6 278W RM


A.UP6 120W RM

A.UP6 12W RM




AV

CONCRETE



120X278 - 48"X110"



120X120 - 48"X48"




60X120 - 24"X48"



A.UP6 278AV RM


A.UP6 120AV RM

A.UP6 12AV RM




S

CONCRETE



120X278 - 48"X110"



120X120 - 48"X48"



60X120 - 24"X48"



A.UP6 278S RM


A.UP6 120S RM

A.UP6 12S RM




NO


CONCRETE



120X278 - 48"X110"



120X120 - 48"X48"



60X120 - 24"X48"



A.UP6 278NO RM

A.UP6 120NO RM

A.UP6 12NO RM




TP


CONCRETE



120X278 - 48"X110"



120X120 - 48"X48"



60X120 - 24"X48"



A.UP6 278TP RM

A.UP6 120TP RM

A.UP6 12TP RM



A.UP6 DK 278
120x278 - 48"x110"



CONCRETE

A.UP6 DK 278 - A.UP 12W RM

AZUMA UP™



COLOR BODY PORCELAIN TILE

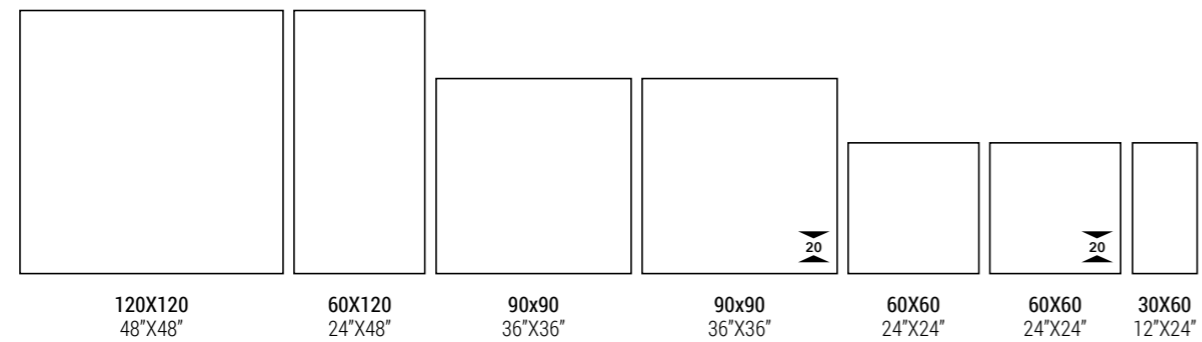
GRES PORCELLANATO COLORATO IN MASSA / GRÈS CÉRAME TEINTÉ DANS LA MASSE / EINGEFÄRBTES FEINSTEINZEUG
GRES PORCELÁNICO COLOREADO EN MASA / КЕРАМОГРАНИТ ОКРАШЕННЫЙ В МАССЕ / 彩色通体瓷质砖

CONFORME / ACCORDING TO / CONFORME / KONFORM / CONFORME / COOTBETCTBYET / 合格
UNI EN 14411 - G Bla



FORMATI

SIZES / FORMATS / FORMATE / FORMATOS / ФОРМАТЫ / 规格




SUPERFICI

SURFACES / SURFACES / OBERFLÄCHEN / SUPERFICIES / ПОВЕРХНОСТИ / 表面



COLORI


COLOURS / COULEURS / FARBEN / COLORES / ЦВЕТА / 颜色







CONCRETE



CONCRETE

W




A.UP DK1 12W
60X120 - 24"x48"



AV



A.UP DK1 12AV
60X120 - 24"x48"



120X120 - 48"x48"



60X120 - 24"x48"



90X90 - 36"x36"



A.UP 120W RM

A.UP 12W RM

A.UP 90W RM



60X60 - 24"x24"



30X60 - 12"x24"




30X30 - 12"x12"



A.UP 60W RM

A.UP 36W RM

MK.A.UP 30W



120X120 - 48"x48"



60X120 - 24"x48"



90X90 - 36"x36"



A.UP 120AV RM

A.UP 12AV RM

A.UP 90AV RM



60X60 - 24"x24"



30X60 - 12"x24"




30X30 - 12"x12"



A.UP 60AV RM

A.UP 36AV RM

MK.A.UP 30AV



CONCRETE

S




A.UP DK1 12S
60X120 - 24"X48"



NO



A.UP DK1 12NO
60X120 - 24"X48"



120X120 - 48"X48"



60X120 - 24"X48"



90X90 - 36"X36"



A.UP 120S RM

A.UP 12S RM

A.UP 90S RM



60X60 - 24"X24"



30X60 - 12"X24"




30X30 - 12"X12"



A.UP 60S RM

A.UP 36S RM


MK.A.UP 30S



120X120 - 48"X48"



60X120 - 24"X48"



90X90 - 36"X36"



A.UP 120NO RM

A.UP 12NO RM

A.UP 90NO RM



60X60 - 24"X24"



30X60 - 12"X24"



30X30 - 12"X12"



A.UP 60NO RM

A.UP 36NO RM

MK.A.UP 30NO



TP



A.UP DK1 12TP
60X120 - 24"x48"



120X120 - 48"x48"

60X120 - 24"x48"

90X90 - 36"x36"



A.UP 120TP RM

A.UP 12TP RM

A.UP 90TP RM



60X60 - 24"x24"



30X60 - 12"x24"



30X30 - 12"x12"



A.UP 60TP RM

A.UP 36TP RM

MK.A.UP 30TP



NATURAL DK1 12
60X120 - 24"x48"



NATURAL DK2 12
60X120 - 24"x48"

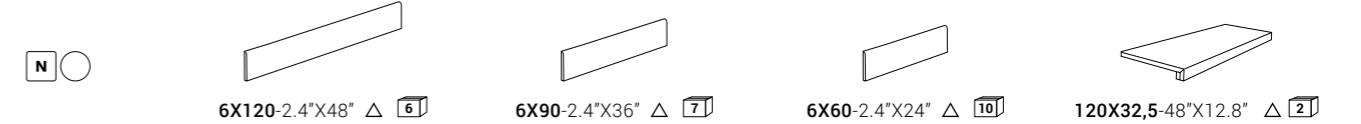


A.UP DK 12
60X120 - 24"x48"



PEZZI SPECIALI

SPECIAL PIECES / PIÈCES SPÉCIALES / FORMTEILE / PIEZAS ESPECIALES / СПЕЦИАЛЬНЫЕ ЭЛЕМЕНТЫ / 特制件



| | | | | |
|----|--------------|-------------|-------------|-------------|
| W | A.UP BT120W | A.UP BT90W | A.UP BT60W | A.UP G120W |
| AV | A.UP BT120AV | A.UP BT90AV | A.UP BT60AV | A.UP G120AV |
| S | A.UP BT120S | A.UP BT90S | A.UP BT60S | A.UP S120S |
| NO | A.UP BT120NO | A.UP BT90NO | A.UP BT60NO | A.UP G120NO |
| TP | A.UP BT120TP | A.UP BT90TP | A.UP BT60TP | A.UP G120TP |

IMBALLI

PACKAGING / EMBALLAGES / VERPACKUNGEN / EMBALAJES / УПАКОВКИ / 包装

| FORMATO NOMINALE NOMINAL SIZE | BORDO EDGE | SPESSORE THICKNESS | SCATOLA / BOX | | | PALLET | | |
|----------------------------------|---------------|-----------------------|-------------------|------------------|------------------|----------------------------|------------------------|------------------------|
| | | | PZ/BOX PCS/BOX | MQ/BOX SM/BOX | KG/BOX KG/BOX | BOX/PALLET BOXES/PALLET | MQ/PALLET SM/PALLET | KG/PALLET KG/PALLET |
| 120X278-48"x110" | RECTIFIED | 6,5 | 1 | 3,336 | 53,00 | 20 | 66,72 | 1080,00 |
| 120X120-48"x48" | RECTIFIED | 6,5 | 2 | 2,88 | 44,68 | 30 | 86,40 | 1360,40 |
| 60X120-24"x48" | RECTIFIED | 6,5 | 4 | 2,88 | 44,67 | 16 | 46,08 | 734,72 |
| 120X120-48"x48" | RECTIFIED | 10 | 1 | 1,44 | 33,35 | 36 | 51,84 | 1220,60 |
| 60X120-24"x48" | RECTIFIED | 10 | 2 | 1,44 | 32,00 | 30 | 43,20 | 979,85 |
| 60X60-24"x24" | RECTIFIED | 10 | 3 | 1,08 | 24,09 | 40 | 43,20 | 983,60 |
| 30X60-12"x24" | RECTIFIED | 10 | 6 | 1,08 | 24,00 | 40 | 43,20 | 980,00 |
| 90X90-36"x36" | RECTIFIED | 10 | 2 | 1,62 | 37,32 | 22 | 35,64 | 841,04 |
| 30X30-12"x12" MOSAIC | MOSAIC | 10 | 6 | 0,54 | 11,83 | 48 | 25,92 | 588,03 |

CARATTERISTICHE TECNICHE SPECIFICHE



TECHNICAL FEATURES SPECIFICATIONS / CARACTÉRISTIQUES TECHNIQUES SPÉCIFIQUE / TECHNISCHE EIGENSCHAFTEN
CARACTERÍSTICAS TÉCNICAS ESPECÍFICAS / ТРЕБУЕМЫЕ ТЕХНИЧЕСКИЕ ХАРАКТЕРИСТИКИ / 特殊技术规格

| A.UP | DIN EN 16165 Annex B / DIN 51130 (R) | DIN EN 16165 Annex A / DIN 51097 (A+B+C) | B.C.R. DM 14/6/89 N. 236 | | PENDULUM BS EN16165 Annex C / BS7976 (INGLESE) | PENDULUM AS/NZS 4856 (AUSTRALIANO) | PENDULUM UNE 41901/ 12633 (SPAGNOLO) | BOT 3000 (DCOF) ANSI 326.3 (AMERICANO) |
|------|---|---|--------------------------------|------|---|--|---|---|
| | | | C.A. | G.B. | | | | |
| | R10 | A | >0.4 | >0.4 | >36 | >35 | 1 | >0,42 |

Valori medi riferiti al prodotto integro prima della posa. / Average value referred to the full tile before installation.



CONCRETE

| | 10mm | 20mm |
|----|---|--|
| |  60X120-24"x48" |  90X90-36"x36" 60X60-24"x24" |
| W | A.UP R12W RM | |
| AV | A.UP R12AV RM | A.UP 90AV AS RM A.UP 60AV AS RM |
| S | A.UP R12S RM | A.UP 90S AS RM A.UP 60S AS RM |
| NO | A.UP R12NO RM | A.UP 90NO AS RM A.UP 60NO AS RM |
| TP | A.UP R12TP RM | |

IMBALLI
PACKAGING / EMBALLAGES / VERPACKUNGEN / EMBALAJES / УПАКОВКИ / 包装

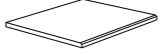
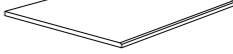




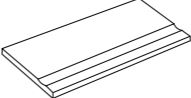
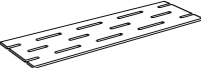
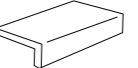
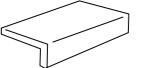
| FORMATO NOMINALE NOMINAL SIZE | BORDO EDGE | SPESSORE THICKNESS | SCATOLA / BOX | | | PALLET | | |
|----------------------------------|---------------|-----------------------|-------------------|------------------|------------------|----------------------------|------------------------|------------------------|
| | | | PZ/BOX PCS/BOX | MQ/BOX SM/BOX | KG/BOX KG/BOX | BOX/PALLET BOXES/PALLET | MQ/PALLET SM/PALLET | KG/PALLET KG/PALLET |
| 60X120-24"x48" | RECTIFIED | 10 | 2 | 1,44 | 32,00 | 30 | 43,20 | 979,85 |
| 90X90-36"x36" | RECTIFIED | 20 | 1 | 0,81 | 35,70 | 30 | 24,30 | 1091,00 |
| 60X60-24"x24" | RECTIFIED | 20 | 2 | 0,72 | 32,58 | 32 | 23,04 | 1062,67 |

CARATTERISTICHE TECNICHE SPECIFICHE

TECHNICAL FEATURES SPECIFICATIONS / CARACTÉRISTIQUES TECHNIQUES SPÉCIFIQUE / TECHNISCHE EIGENSCHAFTEN
CARACTERÍSTICAS TÉCNICAS ESPECÍFICAS / ТРЕБУЕМЫЕ ТЕХНИЧЕСКИЕ ХАРАКТЕРИСТИКИ / 特殊技术规格

| | DIN EN 16165 Annex B / DIN 51130 (R) | DIN EN 16165 Annex A / DIN 51097 (A+B+C) | B.C.R. DM 14/6/89 N. 236 | | PENDULUM BS EN16165 Annex C / BS7976 (INGLESE) | PENDULUM AS/NZS 4856 (AUSTRALIANO) | PENDULUM UNE 41901/ 12633 (SPAGNOLO) | BOT 3000 (DCOF) ANSI 326.3 (AMERICANO) |
|---------|---|---|--------------------------------|------|---|--|---|---|
| | | | C.A. | G.B. | | | | |
| A.UP RB | R11 | B+C | >0.4 | >0.4 | >36 | >45 | 3 | >0,42 |
| A.UP AS | R11 | B+C | >0.4 | >0.4 | >36 | >45 | 3 | >0,42 |

PEZZI SPECIALI
SPECIAL PIECES / PIÈCES SPÉCIALES / FORMTEILE / PIEZAS ESPECIALES / СПЕЦИАЛЬНЫЕ ЭЛЕМЕНТЫ / 特制件

| | | | | |
|----|---|---|---|--|
| |  SQUARE BORDER* costa lucida SQUARE BORDER* polished edge 60X60-24"x24" △ 2 |  SQUARE BORDER* costa lucida SQUARE BORDER* polished edge 90X90-36"x36" △ 1 |  GRADONE* costa lucida TERRACE* polished edge 33X60-13"x24" △ 2 | |
| AV | A.UP SB60AV AS | A.UP SB90AV AS | A.UP GR336AV AS | |
| S | A.UP SB60S AS | A.UP SB90S AS | A.UP GR336S AS | |
| NO | A.UP SB60NO AS | A.UP SB90NO AS | A.UP GR336NO AS | |
| |  ALZATA gocciolatoio RISE dripstone 20X60-8"x24" △ 4 |  STEP righe costa lucida STEP stripes polished edge 30X60-12"x24" △ 2 |  TOP gocciolatoio coste lucide TOP dripstone polished edges 30X60-12"x24" △ 2 | |
| AV | A.UP AZ60AV AS | A.UP S 60AV AS | A.UP TOP60AV AS | |
| S | A.UP AZ60S AS | A.UP S 60S AS | A.UP TOP60S AS | |
| NO | A.UP AZ60NO AS | A.UP S 60NO AS | A.UP TOP60NO AS | |
| |  BORDO PISCINA* costa lucida POOL EDGE* polished edge 30X60-12"x24" △ 2 |  GRIGLIA PISCINA* POOL GRILLE* 20X60-8"x24" △ 2 |  ELEMENTO A ELLE L-SHAPED 30x60x5-12"x24"x2" △ 2 |  ELEMENTO A ELLE L-SHAPED 30x90x5-12"x36"x2" △ 2 |
| AV | A.UP BP60AV AS | A.UP GP60AV AS | A.UP L 60AV AS | A.UP L 90AV AS |
| S | A.UP BP60S AS | A.UP GP60S AS | A.UP L 60S AS | A.UP L 90S AS |
| NO | A.UP BP60NO AS | A.UP GP60NO AS | A.UP L 60NO AS | A.UP L 90NO AS |

* Angolari DX e SX disponibili a richiesta. / RH and LH angle bracket available on request. / Angulaires D et G disponibles sur demande. / Eckstücke links und rechts auf Anfrage erhältlich. / Cantoneras DCHA. e IZDA. disponibles bajo pedido. / Правый и Левый Угловые элементы доступны по запросу. / 可根据需求提供左转角和右转角。

I pezzi speciali ed i fondi possono presentare leggere differenze di tonalità fra di loro. / Special pieces and backgrounds can have slightly different shades from one another. / Les pièces spéciales et les fonds peuvent présenter de légères différences de tonalités entre elles. / Formteile und Grundierungen können untereinander leichte Farbabweichungen aufweisen. / Las piezas especiales y los fondos pueden presentar ligeras diferencias de tono. Специальные и фоновые элементы могут немного отличаться по оттенку. / 一些特殊配件和底部可能会有轻微色差。

Il bordo può mostrare una piccola diversità cromatica fra la superficie ed il corpo del pezzo ceramico. / There can be a slight colour difference on the edge between the surface and the main ceramic piece. / Le bord peut présenter une légère différence entre la surface et le corps de la pièce en céramique. / Die Kante kann zwischen Oberfläche und Korpus des Keramitteils einen unterschiedlichen Farbton aufweisen. / El borde puede presentar ligeras diferencias cromáticas entre la superficie y el cuerpo de la pieza cerámica. / В кромках может появиться небольшая хроматическая разница между поверхностью и корпусом керамической детали. / 边缘的颜色可能与陶瓷产品主体和表面颜色稍有差别。

AZUMA™ 6,5



© Concrete

COLOR BODY PORCELAIN TILE

GRES PORCELLANATO COLORATO IN MASSA / GRÈS CÉRAME TEINTÉ DANS LA MASSE / EINGEFÄRBTES FEINSTEINZEUG
GRES PORCELÁNICO COLOREADO EN MASA / КЕРАМОГРАНИТ ОКРАШЕННЫЙ В МАССЕ / 彩色通体瓷质砖

CONFORME / ACCORDING TO / CONFORME / KONFORM / CONFORME / СООТВЕТСТВУЕТ / 合格
UNI EN 14411 - G Bla



FORMATI

SIZES / FORMATS / FORMATE / FORMATOS / ФОРМАТЫ / 规格



120X278
48"X110"

120X120
48"X48"

60X120
24"X48"

SUPERFICI


SURFACES / SURFACES / OBERFLÄCHEN / SUPERFICIES / ПОВЕРХНОСТИ / 表面



N ○

COLORI

COLOURS / COULEURS / FARBEN / COLORES / ЦВЕТА / 颜色





AZMA RB12CG RM - AZMA6 DK278DG



CONCRETE

AZMA 120AG RM - AZMA6 278AG RM



CG



AZMA6 DK278CG
120x278 - 48"x110"




CONCRETE



120X278 - 48"x110"



120X120 - 48"x48"



60X120 - 24"x48"



AZMA6 278CG RM

AZMA6 120CG RM

AZMA6 12CG RM



AG



CONCRETE


AZMA6 DK278AG
120x278 - 48"x110"



120X278 - 48"x110"



120X120 - 48"x48"



60X120 - 24"x48"



AZMA6 278AG RM

AZMA6 120AG RM

AZMA6 12AG RM



G



CONCRETE

AZMA6 DK278G
120x278 - 48"x110"



120X278 - 48"x110"



120X120 - 48"x48"



60X120 - 24"x48"



AZMA6 278G RM

AZMA6 120G RM

AZMA6 12G RM



DG



AZMA6 DK278DG
120x278 - 48"x110"




CONCRETE



120X278 - 48"x110"



120X120 - 48"x48"



60X120 - 24"x48"



AZMA6 278DG RM

AZMA6 120DG RM

AZMA6 12DG RM



AZMA6 DK278N
120x278 - 48"x110"



CONCRETE


N



120X278 - 48"x110"



120X120 - 48"x48"



60X120 - 24"x48"



AZMA6 278N RM

AZMA6 120N RM

AZMA6 12N RM

AZUMA™



COLOR BODY PORCELAIN TILE

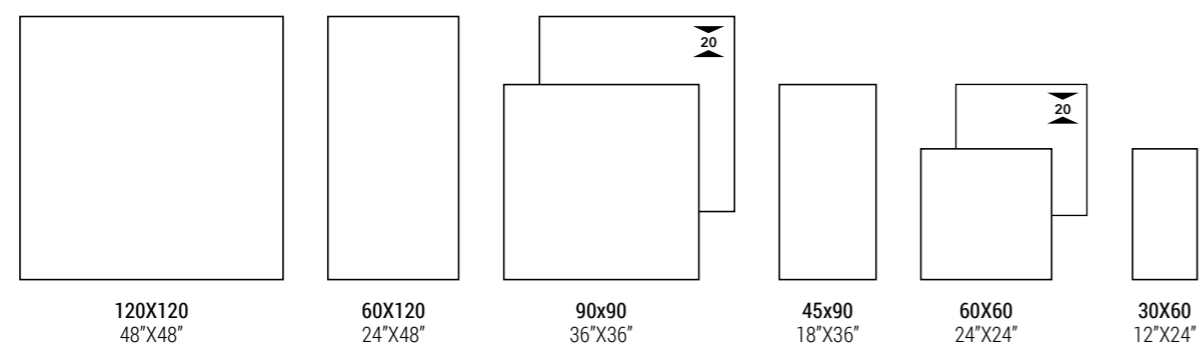
GRES PORCELLANATO COLORATO IN MASSA / GRÈS CÉRAME TEINTÉ DANS LA MASSE / EINGEFÄRBTES FEINSTEINZEUG
GRES PORCELÁNICO COLOREADO EN MASA / КЕРАМОГРАНИТ ОКРАШЕННЫЙ В МАССЕ / 彩色通体瓷质砖

CONFORME / ACCORDING TO / CONFORME / KONFORM / CONFORME / COOTBETCTBYET / 合格
UNI EN 14411 - G BIa



FORMATI

SIZES / FORMATS / FORMATE / FORMATOS / ФОРМАТЫ / 规格




SUPERFICI

SURFACES / SURFACES / OBERFLÄCHEN / SUPERFICIES / ПОВЕРХНОСТИ / 表面



COLORI

COLOURS / COULEURS / FARBEN / COLORES / ЦВЕТА / 颜色






CONCRETE



CONCRETE




CONCRETE

CG



AZMA DK12CG △ [Z] 60X120 - 24"x48"


AZMA L2X60 △ [6] 2X60 - 0.8"x24"



120X120 - 48"x48"



60X120 - 24"x48"



60X60 - 24"x24"



30X60 - 12"x24"




AZMA 120CG RM

AZMA 12CG RM

AZMA 60CG RM

AZMA 36CG RM



90X90 - 36"x36"



45X90 - 18"x36"



30X30 - 12"x12"



AZMA 90CG RM

AZMA 49CG RM


MK.AZMA 30CG

AG



AZMA DK12AG △ [Z] 60X120 - 24"x48"

AZMA L2X60 △ [6] 2X60 - 0.8"x24"



120X120 - 48"x48"



60X120 - 24"x48"



60X60 - 24"x24"



30X60 - 12"x24"




AZMA 120AG RM

AZMA 12AG RM

AZMA 60AG RM

AZMA 36AG RM



90X90 - 36"x36"



45X90 - 18"x36"




30X30 - 12"x12"



AZMA 90AG RM


AZMA 49AG RM

MK.AZMA 30AG




CONCRETE

G



AZMA DK12G △ [Z] [6]
60X120 - 24"x48"


AZMA L2X60 △ [6]
2X60 - 0.8"x24"



120X120 - 48"x48"



60X120 - 24"x48"



60X60 - 24"x24"



30X60 - 12"x24"



AZMA 120G RM

AZMA 12G RM

AZMA 60G RM

AZMA 36G RM



90X90 - 36"x36"



45X90 - 18"x36"



30X30 - 12"x12"



AZMA 90G RM

AZMA 49G RM


MK.AZMA 30G

DG



AZMA DK12DG △ [Z] [6]
60X120 - 24"x48"

AZMA L2X60 △ [6]
2X60 - 0.8"x24"



120X120 - 48"x48"



60X120 - 24"x48"



60X60 - 24"x24"



30X60 - 12"x24"



AZMA 120DG RM

AZMA 12DG RM

AZMA 60DG RM

AZMA 36DG RM



90X90 - 36"x36"



45X90 - 18"x36"



30X30 - 12"x12"



AZMA 90DG RM

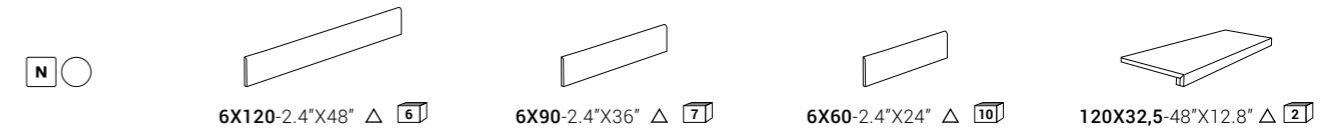
AZMA 49DG RM

MK.AZMA 30DG



PEZZI SPECIALI

SPECIAL PIECES / PIÈCES SPÉCIALES / FORMTEILE / PIEZAS ESPECIALES / СПЕЦИАЛЬНЫЕ ЭЛЕМЕНТЫ / 特制件



| | | | | |
|-----------|--------------|-------------|-------------|-------------|
| CG | AZMA BT120CG | AZMA BT90CG | AZMA BT60CG | AZMA G120CG |
| AG | AZMA BT120AG | AZMA BT90AG | AZMA BT60AG | AZMA G120AG |
| G | AZMA BT120G | AZMA BT90G | AZMA BT60G | AZMA G120G |
| DG | AZMA BT120DG | AZMA BT90DG | AZMA BT60DG | AZMA G120DG |
| N | AZMA BT120N | AZMA BT90N | AZMA BT60N | AZMA G120N |


CONCRETE

N



AZMA DK12N △ 2
60X120 - 24\"/>

AZMA L2X60 △ 6
2X60 - 0.8\"/>



120X120 - 48\"/>



60X120 - 24\"/>



60X60 - 24\"/>



30X60 - 12\"/>




AZMA 120N RM

AZMA 12N RM

AZMA 60N RM

AZMA 36N RM



90X90 - 36\"/>



45X90 - 18\"/>



30X30 - 6\"/>



AZMA 90N RM

AZMA 49N RM

MK.AZMA 30N

IMBALLI

PACKAGING / EMBALLAGES / VERPACKUNGEN / EMBALAJES / УПАКОВКИ / 包装


| FORMATO NOMINALE NOMINAL SIZE | BORDO EDGE | SPESSORE THICKNESS | BOX | | | PALLET | | |
|----------------------------------|---------------|-----------------------|-------------------|------------------|------------------|----------------------------|------------------------|------------------------|
| | | | PZ/BOX PCS/BOX | MQ/BOX SM/BOX | KG/BOX KG/BOX | BOX/PALLET BOXES/PALLET | MQ/PALLET SM/PALLET | KG/PALLET KG/PALLET |
| 120X278-48\"/> | | | | | | | | |
| 120X120-48\"/> | | | | | | | | |
| 60X120-24\"/> | | | | | | | | |
| 120X120-48\"/> | | | | | | | | |
| 60X120-24\"/> | | | | | | | | |
| 60X60-24\"/> | | | | | | | | |
| 30X60-12\"/> | | | | | | | | |
| 90X90-36\"/> | | | | | | | | |
| 45X90-18\"/> | | | | | | | | |
| 30X30-12\"/> MOSAIC | RECTIFIED | 10 | 6 | 0,54 | 11,83 | 48 | 25,92 | 588,03 |

CARATTERISTICHE TECNICHE SPECIFICHE


TECHNICAL FEATURES SPECIFICATIONS / CARACTÉRISTIQUES TECHNIQUES SPÉCIFIQUE / TECHNISCHE EIGENSCHAFTEN
CARACTERÍSTICAS TÉCNICAS ESPECÍFICAS / ТРЕБУЕМЫЕ ТЕХНИЧЕСКИЕ ХАРАКТЕРИСТИКИ / 特殊技术规格




| AZMA | DIN EN 16165 Annex B / DIN 51130 (R) | DIN EN 16165 Annex A / DIN 51097 (A+B+C) | B.C.R. DM 14/6/89 N. 236 | | PENDULUM BS EN16165 Annex C / BS7976 (INGLESE) | PENDULUM AS/NZS 4856 (AUSTRALIANO) | PENDULUM UNE 41901/ 12633 (SPAGNOLO) | BOT 3000 (DCOF) ANSI 326.3 (AMERICANO) |
|------|---|---|--------------------------------|------|---|--|---|---|
| | | | C.A. | G.B. | | | | |
| | R10 | A | >0.4 | >0.4 | >36 | >35 | 1 | >0,42 |

Valori medi riferiti al prodotto integro prima della posa. / Average value referred to the full tile before installation.



CONCRETE



| | 10mm | 20mm | |
|----|---|--|--|
| |  60X120-24"x48" |  90X90-36"x36" |  60X60-24"x24" |
| CG | AZMA RB12CG RM | AZMA 90CG AS RM | AZMA 60CG AS RM |
| AG | AZMA RB12AG RM | | |
| G | AZMA RB12G RM | AZMA 90G AS RM | AZMA 60G AS RM |
| DG | AZMA RB12DG RM | AZMA 90DG AS RM | AZMA 60DG AS RM |
| N | AZMA RB12G RM | | |

IMBALLI

PACKAGING / EMBALLAGES / VERPACKUNGEN / EMBALAJES / УПАКОВКИ / 包装

| FORMATO NOMINALE NOMINAL SIZE | BORDO EDGE | SPESSORE THICKNESS | BOX | | | PALLET | | |
|----------------------------------|---------------|-----------------------|-------------------|------------------|------------------|----------------------------|------------------------|------------------------|
| | | | PZ/BOX PCS/BOX | MQ/BOX SM/BOX | KG/BOX KG/BOX | BOX/PALLET BOXES/PALLET | MQ/PALLET SM/PALLET | KG/PALLET KG/PALLET |
| 60X120-24"x48" | RECTIFIED | 10 | 2 | 1,44 | 32,00 | 30 | 43,20 | 979,85 |
| 90X90-36"x36" | RECTIFIED | 20 | 1 | 0,81 | 35,70 | 30 | 24,30 | 1091,00 |
| 60X60-24"x24" | RECTIFIED | 20 | 2 | 0,72 | 32,58 | 32 | 23,04 | 1062,67 |

CARATTERISTICHE TECNICHE SPECIFICHE

TECHNICAL FEATURES SPECIFICATIONS / CARACTÉRISTIQUES TECHNIQUES SPÉCIFIQUE / TECHNISCHE EIGENSCHAFTEN

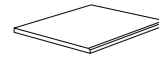
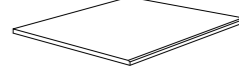
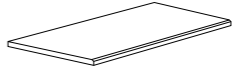
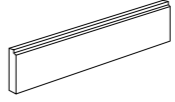
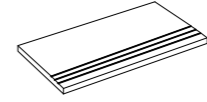
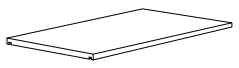
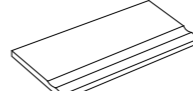
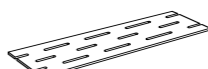


CARACTERÍSTICAS TÉCNICAS ESPECÍFICAS / ТРЕБУЕМЫЕ ТЕХНИЧЕСКИЕ ХАРАКТЕРИСТИКИ / 特殊技术规格

| | DIN EN 16165 Annex B / DIN 51130 (R) | DIN EN 16165 Annex A / DIN 51097 (A+B+C) | B.C.R. DM 14/6/89 N. 236 | | PENDULUM BS EN16165 Annex C / BS7976 (INGLESE) | PENDULUM AS/NZS 4856 (AUSTRALIANO) | PENDULUM UNE 41901/ 12633 (SPAGNOLO) | BOT 3000 (DCOF) ANSI 326.3 (AMERICANO) |
|---------|---|---|--------------------------------|------|---|--|---|---|
| | | | C.A. | G.B. | | | | |
| AZMA RB | R11 | B+C | >0.4 | >0.4 | >36 | >45 | 3 | >0,42 |
| AZMA AS | R11 | B+C | >0.4 | >0.4 | >36 | >45 | 3 | >0,42 |



PEZZI SPECIALI

SPECIAL PIECES / PIÈCES SPÉCIALES / FORMTEILE / PIEZAS ESPECIALES / СПЕЦИАЛЬНЫЕ ЭЛЕМЕНТЫ / 特制件

| | | | | |
|----|---|---|---|--|
| |  20 SQUARE BORDER* costa lucida SQUARE BORDER* polished edge 60X60-24"x24" △ 2 |  20 SQUARE BORDER* costa lucida SQUARE BORDER* polished edge 90X90-36"x36" △ 1 |  20 GRADONE* costa lucida TERRACE* polished edge 33X60-13"x24" △ 2 | |
| CG | AZMA SB60CG AS | AZMA SB90CG AS | AZMA GR336CG AS | |
| G | AZMA SB60G AS | AZMA SB90G AS | AZMA GR336G AS | |
| DG | AZMA SB60DG AS | AZMA SB90DG AS | AZMA GR336DG AS | |
| |  20 ALZATA gocciolatoio RISE dripstone 20X60-8"x24" △ 4 |  20 STEP righe costa lucida STEP stripes polished edge 30X60-12"x24" △ 2 |  20 TOP gocciolatoio coste lucide TOP dripstone polished edges 30X60-12"x24" △ 2 | |
| CG | AZMA AZ60CG AS | AZMA S 60CG AS | AZMA TOP60CG AS | |
| G | AZMA AZ60G AS | AZMA S 60G AS | AZMA TOP60G AS | |
| DG | AZMA AZ60DG AS | AZMA S 60DG AS | AZMA TOP60DG AS | |
| |  20 BORDO PISCINA* costa lucida POOL EDGE* polished edge 30X60-12"x24" △ 2 |  20 GRIGLIA PISCINA* POOL GRILLE* 20X60-8"x24" △ 2 |  20 ELEMENTO A ELLE L-SHAPED 30x60x5-12"x24"x2" △ 2 |  20 ELEMENTO A ELLE L-SHAPED 30x90x5-12"x36"x2" △ 2 |
| CG | AZMA BP60CG AS | AZMA GP60CG AS | AZMA L 60CG AS | AZMA L 90CG AS |
| G | AZMA BP60G AS | AZMA GP60G AS | AZMA L 60G AS | AZMA L 90G AS |
| DG | AZMA BP60DG AS | AZMA GP60DG AS | AZMA L 60DG AS | AZMA L 90DG AS |

* Angolari DX e SX disponibili a richiesta. / RH and LH angle bracket available on request. / Angulaires D et G disponibles sur demande. / Eckstücke links und rechts auf Anfrage erhältlich. / Cantonerias DCHA. e IZDA. disponibles bajo pedido. / Правый и Левый Угловые элементы доступны по запросу. / 可根据需求提供左转角和右转角。

I pezzi speciali ed i fondi possono presentare leggere differenze di tonalità fra di loro. / Special pieces and backgrounds can have slightly different shades from one another. / Les pièces spéciales et les fonds peuvent présenter de légères différences de tonalités entre elles. / Formteile und Grundrungen können untereinander leichte Farbabweichungen aufweisen. / Las piezas especiales y los fondos pueden presentar ligeras diferencias de tono. Специальные и фоновые элементы могут немного отличаться по оттенку. / 一些特殊配件和底部可能会有轻微色差。

Il bordo può mostrare una piccola diversità cromatica fra la superficie ed il corpo del pezzo ceramico. / There can be a slight colour difference on the edge between the surface and the main ceramic piece. / Le bord peut présenter une légère différence entre la surface et le corps de la pièce en céramique. / Die Kante kann zwischen Oberfläche und Korpus des Keramikeils einen unterschiedlichen Farbton aufweisen. / El borde puede presentar ligeras diferencias cromáticas entre la superficie y el cuerpo de la pieza cerámica. / В кромках может появиться небольшая хроматическая разница между поверхностью и корпусом керамической детали. / 边缘的颜色可能与陶瓷产品主体和表面颜色稍有差别。

BLOX



CONCRETE

COLOR BODY PORCELAIN TILE

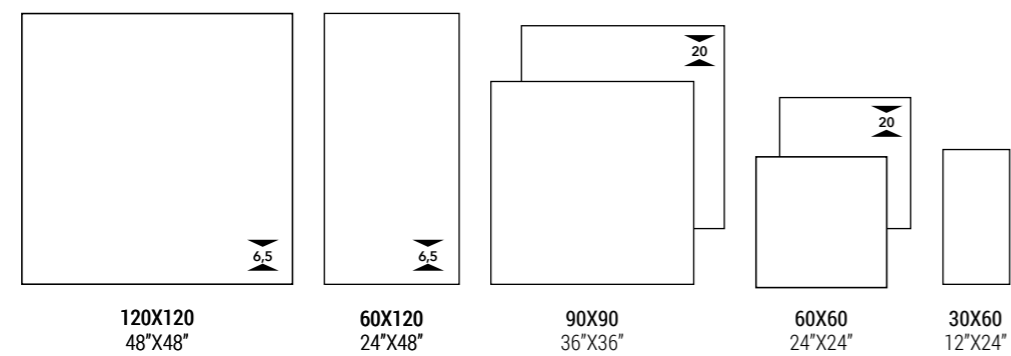
GRES PORCELLANATO COLORATO IN MASSA / GRÈS CÉRAME TEINTÉ DANS LA MASSE / EINGEFÄRBTES FEINSTEINZEUG
GRES PORCELÁNICO COLOREADO EN MASA / КЕРАМОГРАНИТ ОКРАШЕННЫЙ В МАССЕ / 彩色通体瓷质砖

CONFORME / ACCORDING TO / CONFORME / KONFORM / CONFORME / СООТВЕТСТВУЕТ / 合格
UNI EN 14411 - G Bla




FORMATI

SIZES / FORMATS / FORMATE / FORMATOS / ФОРМАТЫ / 规格




SUPERFICI

SURFACES / SURFACES / OBERFLÄCHEN / SUPERFICIES / ПОВЕРХНОСТИ / 表面



COLORI

COLOURS / COULEURS / FARBEN / COLORES / ЦВЕТА / 颜色





c-Concrete

BLOX



BLOX6 120W RM



BLOX 90BS RM



CONCRETE



BS



B

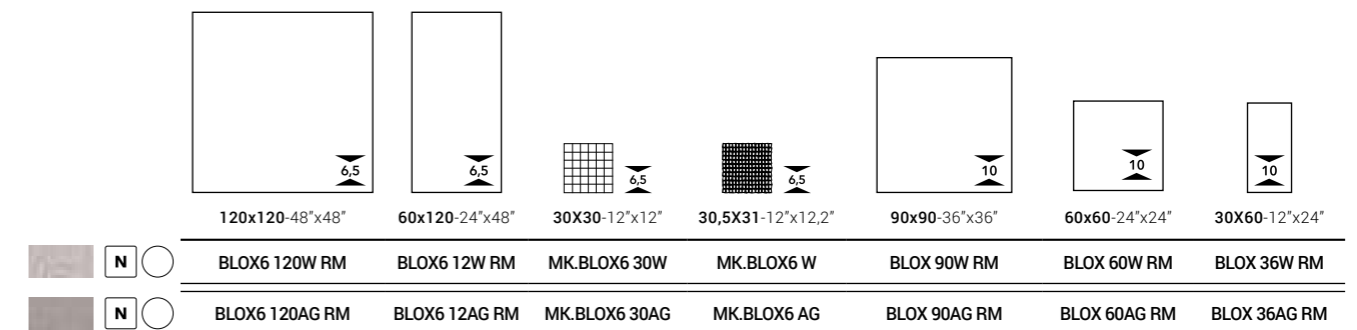
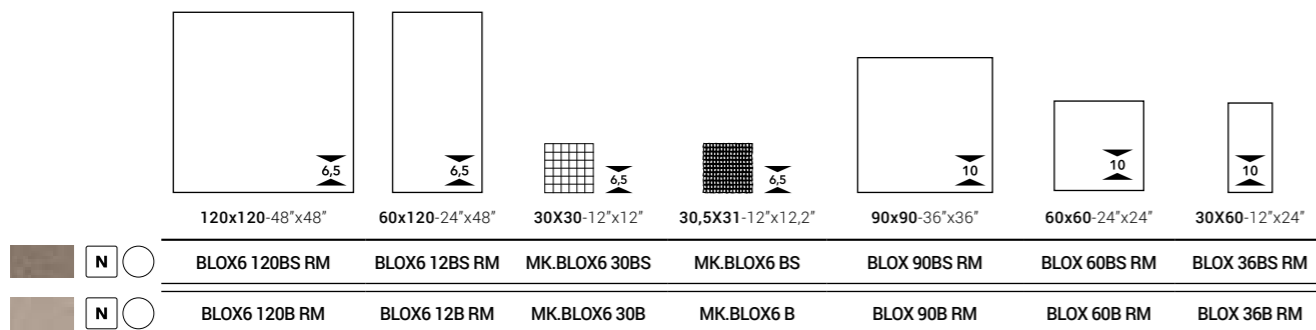



W



AG

CONCRETE





G



DG



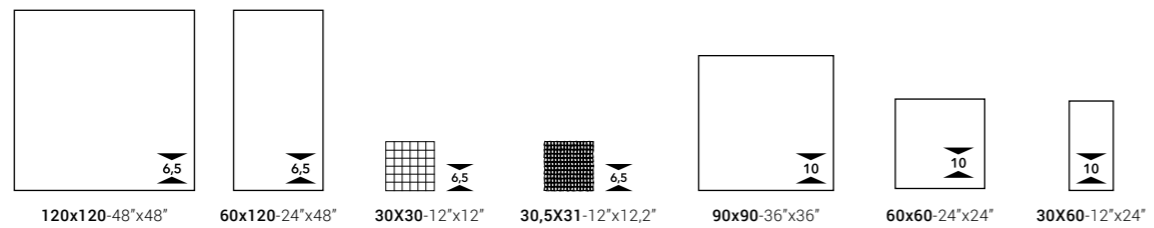
BLOX1 60W RM
60x60-24"x24"



CONCRETE



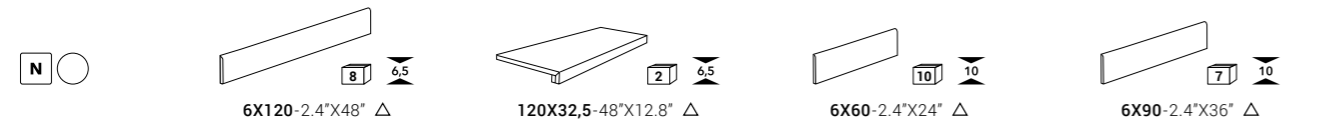
BLOX2 60AG RM
60x60-24"x24"



| | | | | | | | | | |
|--|----------|--|----------------|---------------|---------------|-------------|--------------|--------------|--------------|
| | N | | BLOX6 120G RM | BLOX6 12G RM | MK.BLOX6 30G | MK.BLOX6 G | BLOX 90G RM | BLOX 60G RM | BLOX 36G RM |
| | N | | BLOX6 120DG RM | BLOX6 12DG RM | MK.BLOX6 30DG | MK.BLOX6 DG | BLOX 90DG RM | BLOX 60DG RM | BLOX 36DG RM |

PEZZI SPECIALI

SPECIAL PIECES / PIÈCES SPÉCIALES / FORMTEILE / PIEZAS ESPECIALES / СПЕЦИАЛЬНЫЕ ЭЛЕМЕНТЫ / 特制件



| | 6X120-2.4"X48" △ | 120X32,5-48"X12.8" △ | 6X60-2.4"X24" △ | 6X90-2.4"X36" △ |
|----|------------------|----------------------|-----------------|-----------------|
| BS | BLOX6 BT120BS | BLOX6 G120BS | BLOX BT60BS | BLOX BT90BS |
| B | BLOX6 BT120B | BLOX6 G120B | BLOX BT60B | BLOX BT90B |
| W | BLOX6 BT120W | BLOX6 G120W | BLOX BT60W | BLOX BT90W |
| AG | BLOX6 BT120AG | BLOX6 G120AG | BLOX BT60AG | BLOX BT90AG |
| G | BLOX6 BT120G | BLOX6 G120G | BLOX BT60G | BLOX BT90G |
| DG | BLOX6 BT120DG | BLOX6 G120DG | BLOX BT60DG | BLOX BT90DG |

IMBALLI

PACKAGING / EMBALLAGES / VERPACKUNGEN / EMBALAJES / УПАКОВКИ / 包装

| FORMATO NOMINALE NOMINAL SIZE | BORDO EDGE | SPESSORE THICKNESS | BOX | | | PALLET | | |
|----------------------------------|---------------|-----------------------|-------------------|------------------|------------------|----------------------------|------------------------|------------------------|
| | | | PZ/BOX PCS/BOX | MQ/BOX SM/BOX | KG/BOX KG/BOX | BOX/PALLET BOXES/PALLET | MQ/PALLET SM/PALLET | KG/PALLET KG/PALLET |
| 120X120-48"X48" | RECTIFIED | 6,5 | 2 | 2,88 | 45,27 | 30 | 86,40 | 1378,00 |
| 60X120-24"X48" | RECTIFIED | 6,5 | 4 | 2,88 | 45,13 | 16 | 46,08 | 742,00 |
| 30,5X31-12"X12,2" MOSAIC | RECTIFIED | 6,5 | 6 | 0,57 | 6,74 | 72 | 40,85 | 505,15 |
| 30X30-12"X12" MOSAIC | RECTIFIED | 6,5 | 6 | 0,54 | 7,91 | 72 | 38,88 | 589,16 |
| 60X60-24"X24" | RECTIFIED | 10 | 3 | 1,08 | 24,31 | 40 | 43,20 | 992,43 |
| 30X60-12"X24" | RECTIFIED | 10 | 6 | 1,08 | 24,11 | 40 | 43,20 | 984,33 |
| 90X90-36"X36" | RECTIFIED | 10 | 2 | 1,62 | 36,99 | 22 | 35,64 | 833,82 |

CARATTERISTICHE TECNICHE SPECIFICHE




TECHNICAL FEATURES SPECIFICATIONS / CARACTÉRISTIQUES TECHNIQUES SPÉCIFIQUE / TECHNISCHE EIGENSCHAFTEN
CARACTERÍSTICAS TÉCNICAS ESPECÍFICAS / ТРЕБУЕМЫЕ ТЕХНИЧЕСКИЕ ХАРАКТЕРИСТИКИ / 特殊技术规格

| BLOX | DIN EN 16165 Annex B / DIN 51130 (R) | DIN EN 16165 Annex A / DIN 51097 (A+B+C) | B.C.R. DM 14/6/89 N. 236 | | PENDULUM BS EN16165 Annex C / BS7976 (INGLESE) | PENDULUM AS/NZS 4856 (AUSTRALIANO) | PENDULUM UNE 41901/ 12633 (SPAGNOLO) | BOT 3000 (DCOF) ANSI 326.3 (AMERICANO) |
|------|---|---|--------------------------------|------|---|--|---|---|
| | | | C.A. | G.B. | | | | |
| | R10 | A+B | >0.4 | >0.4 | >36 | >35 | 2 | >0,42 |

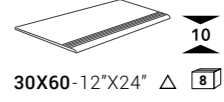
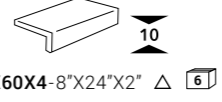




CONCRETE

| | 10mm | 20mm | |
|----|--|--|--|
| |  60X60-24°X24° |  90X90-36°X36° |  60X60-24°X24° |
| BS | BLOX R60BS RM | BLOX 90BS AS RM | BLOX 60BS AS RM |
| B | BLOX R60B RM | BLOX 90B AS RM | BLOX 60B AS RM |
| W | BLOX R60W RM | | |
| AG | BLOX R60AG RM | BLOX 90AG AS RM | BLOX 60AG AS RM |
| G | BLOX R60G RM | BLOX 90G AS RM | BLOX 60G AS RM |
| DG | BLOX R60DG RM | | |

10 PEZZI SPECIALI
SPECIAL PIECES / PIÈCES SPÉCIALES / FORMTEILE / PIEZAS ESPECIALES / СПЕЦИАЛЬНЫЕ ЭЛЕМЕНТЫ / 特制件

| |  30X60-12°X24° △ 8 |  20X60X4-8°X24°X2° △ 6 |
|----|--|--|
| BS | BLOX S R60BS | BLOX E R60BS |
| B | BLOX S R60B | BLOX E R60B |
| W | BLOX S R60W | BLOX E R60W |
| AG | BLOX S R60AG | BLOX E R60AG |
| G | BLOX S R60G | BLOX E R60G |
| DG | BLOX S R60DG | BLOX E R60DG |




IMBALLI
PACKAGING / EMBALLAGES / VERPACKUNGEN / EMBALAJES / УПАКОВКИ / 包装

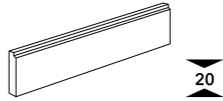
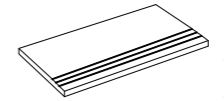
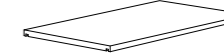
| FORMATO NOMINALE NOMINAL SIZE | BORDO EDGE | SPESSORE THICKNESS | BOX | | | PALLET | | |
|----------------------------------|---------------|-----------------------|-------------------|------------------|------------------|----------------------------|------------------------|------------------------|
| | | | PZ/BOX PCS/BOX | MQ/BOX SM/BOX | KG/BOX KG/BOX | BOX/PALLET BOXES/PALLET | MQ/PALLET SM/PALLET | KG/PALLET KG/PALLET |
| 60X60-24°X24° | RECTIFIED | 10 | 3 | 1,08 | 24,31 | 40 | 43,20 | 992,43 |

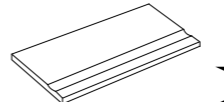
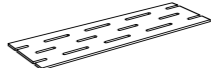


CARATTERISTICHE TECNICHE SPECIFICHE
TECHNICAL FEATURES SPECIFICATIONS / CARACTÉRISTIQUES TECHNIQUES SPÉCIFIQUE / TECHNISCHE EIGENSCHAFTEN
CARACTERÍSTICAS TÉCNICAS ESPECÍFICAS / ТРЕБУЕМЫЕ ТЕХНИЧЕСКИЕ ХАРАКТЕРИСТИКИ / 特殊技术规格

| | DIN EN 16165 Annex B / DIN 51130 (R) | DIN EN 16165 Annex A / DIN 51097 (A+B+C) | B.C.R. DM 14/6/89 N. 236 | | PENDULUM BS EN16165 Annex C / BS7976 (INGLESE) | PENDULUM AS/NZS 4856 (AUSTRALIANO) | PENDULUM UNE 41901/ 12633 (SPAGNOLO) | BOT 3000 (DCOF) ANSI 326.3 (AMERICANO) |
|---------|---|---|--------------------------------|------|---|--|---|---|
| | | | C.A. | G.B. | | | | |
| BLOX R | R11 | B+C | >0.4 | >0.4 | >36 | >45 | 3 | >0,42 |
| BLOX AS | R11 | B+C | >0.4 | >0.4 | >36 | >45 | 3 | >0,42 |

20 PEZZI SPECIALI
SPECIAL PIECES / PIÈCES SPÉCIALES / FORMTEILE / PIEZAS ESPECIALES / СПЕЦИАЛЬНЫЕ ЭЛЕМЕНТЫ / 特制件

| |  SQUARE BORDER* costa lucida SQUARE BORDER* polished edge 60X60-24°X24° △ 2 |  SQUARE BORDER* costa lucida SQUARE BORDER* polished edge 90X90-36°X36° △ 1 |  GRADONE* costa lucida TERRACE* polished edge 33X60-13°X24° △ 2 |
|----|---|---|---|
| BS | BLOX SB60BS AS | BLOX SB90BS AS | BLOX GR336BS AS |
| B | BLOX SB60B AS | BLOX SB90B AS | BLOX GR336B AS |
| AG | BLOX SB60AG AS | BLOX SB90AG AS | BLOX GR336AG AS |
| G | BLOX SB60G AS | BLOX SB90G AS | BLOX GR336G AS |

| |  ALZATA gocciolatoio ALZATA gocciolatoio 20X60-8°X24° △ 4 |  STEP righe costa lucida STEP stripes polished edge 30X60-12°X24° △ 2 |  TOP gocciolatoio coste lucide TOP dripstone polished edges 30X60-12°X24° △ 2 |
|----|---|---|---|
| BS | BLOX AZ60BS AS | BLOX S 60BS AS | BLOX TOP60BS AS |
| B | BLOX AZ60B AS | BLOX S 60B AS | BLOX TOP60B AS |
| AG | BLOX AZ60AG AS | BLOX S 60AG AS | BLOX TOP60AG AS |
| G | BLOX AZ60G AS | BLOX S 60G AS | BLOX TOP60G AS |

| |  BORDO PISCINA* costa lucida POOL EDGE* polished edge 30X60-12°X24° △ 2 |  GRIGLIA PISCINA* POOL GRILLE* 20X60-8°X24° △ 2 |  ELEMENTO A ELLE L-SHAPED 30x60x5-12°x24°x2° △ 2 |  ELEMENTO A ELLE L-SHAPED 30x90x5-12°x36°x2° △ 2 |
|----|---|---|--|--|
| BS | BLOX BP60BS AS | BLOX GP60BS AS | BLOX L 60BS AS | BLOX L 90BS AS |
| B | BLOX BP60B AS | BLOX GP60B AS | BLOX L 60B AS | BLOX L 90B AS |
| AG | BLOX BP60AG AS | BLOX GP60AG AS | BLOX L 60AG AS | BLOX L 90AG AS |
| G | BLOX BP60G AS | BLOX GP60G AS | BLOX L 60G AS | BLOX L 90G AS |

IMBALLI
PACKAGING / EMBALLAGES / VERPACKUNGEN / EMBALAJES / УПАКОВКИ / 包装

| FORMATO NOMINALE NOMINAL SIZE | BORDO EDGE | SPESSORE THICKNESS | BOX | | | PALLET | | |
|----------------------------------|---------------|-----------------------|-------------------|------------------|------------------|----------------------------|------------------------|------------------------|
| | | | PZ/BOX PCS/BOX | MQ/BOX SM/BOX | KG/BOX KG/BOX | BOX/PALLET BOXES/PALLET | MQ/PALLET SM/PALLET | KG/PALLET KG/PALLET |
| 90X90-36°X36° | RECTIFIED | 20 | 1 | 0,81 | 36,96 | 30 | 24,30 | 1128,88 |
| 60X60-24°X24° | RECTIFIED | 20 | 2 | 0,72 | 33,15 | 32 | 23,04 | 1080,80 |

* Angolari DX e SX disponibili a richiesta. / RH and LH angle bracket available on request. / Angulaires D et G disponibles sur demande. / Eckstücke links und rechts auf Anfrage erhältlich. / Cantoneras DCHA. e IZDA. disponibles bajo pedido. / Правый и Левый Угловые элементы доступны по запросу. / 可根据需求提供左转角和右转角。

I pezzi speciali ed i fondi possono presentare leggere differenze di tonalità fra di loro. / Special pieces and backgrounds can have slightly different shades from one another. / Les pièces spéciales et les fonds peuvent présenter de légères différences de tonalités entre elles. / Formteile und Grundrungen können untereinander leichte Farbabweichungen aufweisen. / Las piezas especiales y los fondos pueden presentar ligeras diferencias de tono. / Специальные и фоновые элементы могут немного отличаться по оттенку. / 一些特殊配件和底部可能会有轻微色差。

Il bordo può mostrare una piccola diversità cromatica fra la superficie ed il corpo del pezzo ceramico. / There can be a slight colour difference on the edge between the surface and the main ceramic piece. / Le bord peut présenter une légère différence entre la surface et le corps de la pièce en céramique. / Die Kante kann zwischen Oberfläche und Korpus des Keramiktells einen unterschiedlichen Farbton aufweisen. / El borde puede presentar ligeras diferencias cromáticas entre la superficie y el cuerpo de la pieza cerámica. / В кромках может появиться небольшая хроматическая разница между поверхностью и корпусом керамической детали. / 边缘的颜色可能与陶瓷产品主体和表面颜色稍有差别。

ORIGINI



CONCRETE

COLOR BODY PORCELAIN TILE

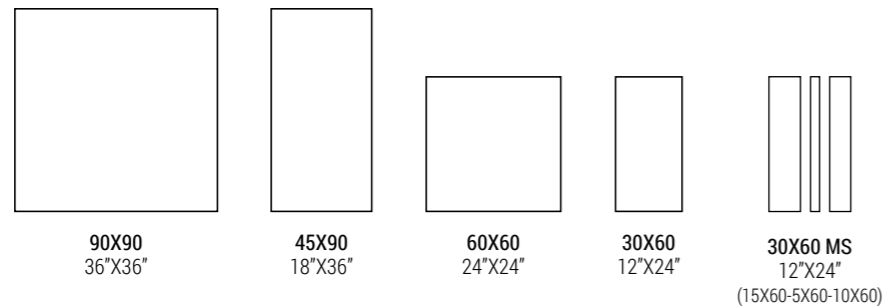
GRES PORCELLANATO COLORATO IN MASSA / GRÈS CÉRAME TEINTÉ DANS LA MASSE / EINGEFÄRBTES FEINSTEINZEUG
GRES PORCELÁNICO COLOREADO EN MASA / КЕРАМОГРАНИТ ОКРАШЕННЫЙ В МАССЕ / 彩色通体瓷质砖

CONFORME / ACCORDING TO / CONFORME / KONFORM / CONFORME / СООТВЕТСТВУЕТ / 合格
UNI EN 14411 - G B1a




FORMATI

SIZES / FORMATS / FORMATE / FORMATOS / ФОРМАТЫ / 规格




SUPERFICI

SURFACES / SURFACES / OBERFLÄCHEN / SUPERFICIES / ПОВЕРХНОСТИ / 表面



COLORI

COLOURS / COULEURS / FARBEN / COLORES / ЦВЕТА / 颜色






CONCRETE

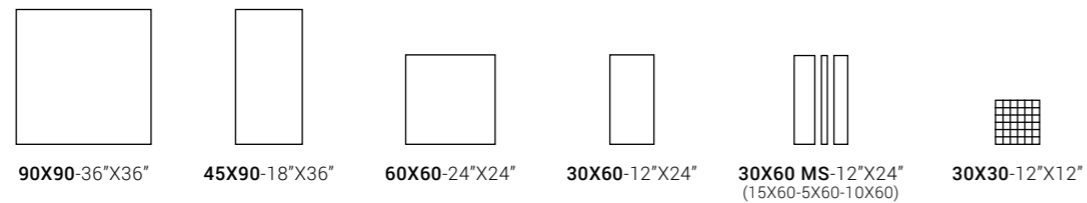


CONCRETE



CP

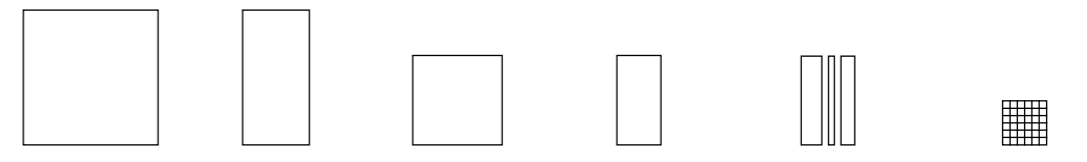
B



90X90-36"X36" 45X90-18"X36" 60X60-24"X24" 30X60-12"X24" 30X60 MS-12"X24"
(15X60-5X60-10X60) 30X30-12"X12"

ORGN 90B RM ORGN 49B RM ORGN 60B RM ORGN 36B RM ORGN 36MSB RM MK.ORGN 30B

ORGN RB60B RM





90X90-36"X36" 45X90-18"X36" 60X60-24"X24" 30X60-12"X24" 30X60 MS-12"X24"
(15X60-5X60-10X60) 30X30-12"X12"

ORGN 90CP RM ORGN 49CP RM ORGN 60CP RM ORGN 36CP RM ORGN 36MSCP RM MK.ORGN 30CP

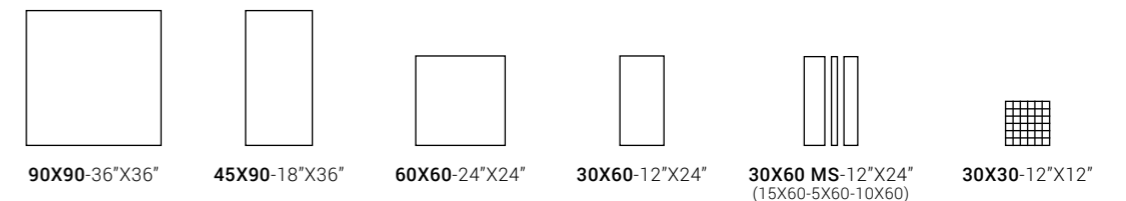
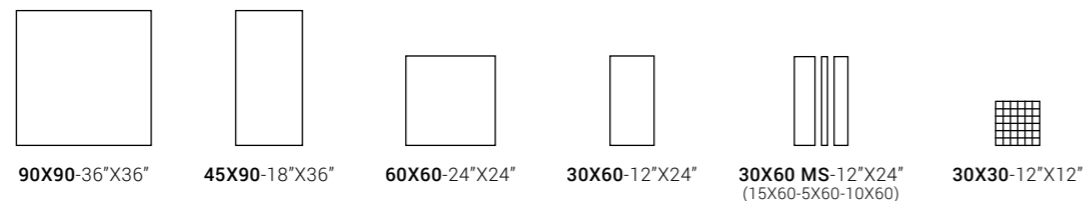


CONCRETE



W

G



| | | | | | | | | |
|--|--|--|---------------|-------------|-------------|-------------|---------------|-------------|
| | | | ORGN 90W RM | ORGN 49W RM | ORGN 60W RM | ORGN 36W RM | ORGN 36MSW RM | MK.ORGN 30W |
| | | | ORGN RB60W RM | | | | | |

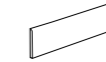
| | | | | | | | | |
|--|--|--|---------------|-------------|-------------|-------------|---------------|-------------|
| | | | ORGN 90G RM | ORGN 49G RM | ORGN 60G RM | ORGN 36G RM | ORGN 36MSG RM | MK.ORGN 30G |
| | | | ORGN RB60G RM | | | | | |



N

PEZZI SPECIALI

SPECIAL PIECES / PIÈCES SPÉCIALES / FORMTEILE / PIEZAS ESPECIALES / СПЕЦИАЛЬНЫЕ ЭЛЕМЕНТЫ / 特制件



6X60-2.4"x24" △ 10

| | |
|-----------|-------------|
| B | ORGN BT60B |
| CP | ORGN BT60CP |
| W | ORGN BT60W |
| G | ORGN BT60G |
| N | ORGN BT60N |



30X60-12"x24" △ 8

| | |
|----------|--------------|
| B | ORGN S RB60B |
| W | ORGN S RB60W |
| G | ORGN S RB60G |

IMBALLI

PACKAGING / EMBALLAGES / VERPACKUNGEN / EMBALAJES / УПАКОВКИ / 包装

| FORMATO NOMINALE NOMINAL SIZE | BORDO EDGE | SPESSORE THICKNESS | BOX | | | PALLET | | |
|----------------------------------|---------------|-----------------------|-------------------|------------------|------------------|----------------------------|------------------------|------------------------|
| | | | PZ/BOX PCS/BOX | MQ/BOX SM/BOX | KG/BOX KG/BOX | BOX/PALLET BOXES/PALLET | MQ/PALLET SM/PALLET | KG/PALLET KG/PALLET |
| 60X60-24"x24" | RECTIFIED | 10 | 3 | 1,08 | 23,98 | 40 | 43,20 | 979,25 |
| 30X60-12"x24" | RECTIFIED | 10 | 6 | 1,08 | 23,87 | 40 | 43,20 | 974,80 |
| 30X60-12"x24" MIX SIZES | RECTIFIED | 10 | 6 | 1,08 | 24,58 | 40 | 43,20 | 1003,32 |
| 90X90-36"x36" | RECTIFIED | 10 | 2 | 1,62 | 36,87 | 22 | 35,64 | 831,14 |
| 45X90-18"x36" | RECTIFIED | 10 | 3 | 1,22 | 26,85 | 30 | 36,45 | 825,40 |
| 30X30-12"x12" MOSAIC | RECTIFIED | 10 | 6 | 0,54 | 11,27 | 48 | 25,92 | 560,86 |

CARATTERISTICHE TECNICHE SPECIFICHE

TECHNICAL FEATURES SPECIFICATIONS / CARACTÉRISTIQUES TECHNIQUES SPÉCIFIQUE / TECHNISCHE EIGENSCHAFTEN
CARACTERÍSTICAS TÉCNICAS ESPECÍFICAS / ТРЕБУЕМЫЕ ТЕХНИЧЕСКИЕ ХАРАКТЕРИСТИКИ / 特殊技术规格

| | DIN EN 16165 Annex B / DIN 51130 (R) | DIN EN 16165 Annex A / DIN 51097 (A+B+C) | B.C.R. DM 14/6/89 N. 236 | | PENDULUM BS EN16165 Annex C / BS7976 (INGLESE) | PENDULUM AS/NZS 4856 (AUSTRALIANO) | PENDULUM UNE 41901/ 12633 (SPAGNOLO) | BOT 3000 (DCOF) ANSI 326.3 (AMERICANO) |
|----------------|---|---|--------------------------------|------|---|--|---|---|
| | | | C.A. | G.B. | | | | |
| ORGN | R10 | A | >0.4 | >0.4 | >25 | >25 | 1 | >0,42 |
| ORGN RB | R11 | B+C | >0.4 | >0.4 | >36 | >45 | 3 | >0,42 |

Valori medi riferiti al prodotto integro prima della posa. / Average value referred to the full tile before installation.

| | | | | | |
|---------------|---------------|---------------|---------------|--|---------------|
| | | | | | |
| 90X90-36"x36" | 45X90-18"x36" | 60X60-24"x24" | 30X60-12"x24" | 30X60 MS-12"x24" (15X60-5X60-10X60) | 30X30-12"x12" |
| ORGN 90N RM | ORGN 49N RM | ORGN 60N RM | ORGN 36N RM | ORGN 36MSN RM | MK.ORGN 30N |



CREATIVE CONCRETE



CONCRETE

COLOR BODY PORCELAIN TILE

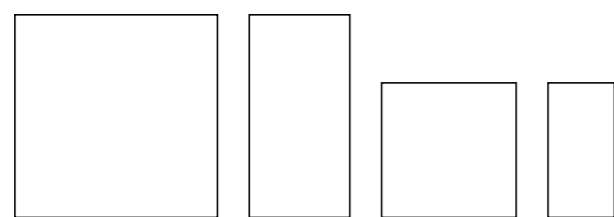
GRES PORCELLANATO COLORATO IN MASSA / GRÈS CÉRAME TEINTÉ DANS LA MASSE / EINGEFÄRBTES FEINSTEINZEUG
GRES PORCELÁNICO COLOREADO EN MASA / КЕРАМОГРАНИТ ОКРАШЕННЫЙ В МАССЕ / 彩色通体瓷质砖

CONFORME / ACCORDING TO / CONFORME / KONFORM / CONFORME / СООТВЕТСТВУЕТ / 合格
UNI EN 14411 - G B1a



FORMATI

SIZES / FORMATS / FORMATE / FORMATOS / ФОРМАТЫ / 规格



90X90
36"X36"

45X90
18"X36"

60X60
24"X24"

30X60
12"X24"

SUPERFICI

SURFACES / SURFACES / OBERFLÄCHEN / SUPERFICIES / ПОВЕРХНОСТИ / 表面



N ○

N ○ ✕

COLORI

COLOURS / COULEURS / FARBEN / COLORES / ЦВЕТА / 颜色



B

W

G




DG

N




CONCRETE



B

W



90X90-36"X36"



45X90-18"X36"



60X60-24"X24"

| | | | | |
|--|--|-------------|-------------|---------------|
| | <input type="checkbox"/> N <input type="checkbox"/> | CREACON 90B | CREACON 49B | CREACON 60B |
| | <input type="checkbox"/> N <input checked="" type="checkbox"/> | | | CREACON R 60B |
| | <input type="checkbox"/> N <input type="checkbox"/> | CREACON 90W | CREACON 49W | CREACON 60W |
| | <input type="checkbox"/> N <input checked="" type="checkbox"/> | | | CREACON R 60W |



30X60-12"X24"



30X30-12"X12"




25X30-10"X12"

| | | | | |
|--|--|---------------|----------------|--------------|
| | <input type="checkbox"/> N <input type="checkbox"/> | CREACON 36B | MK.CREACON 30B | MK.CREACON B |
| | <input type="checkbox"/> N <input checked="" type="checkbox"/> | CREACON R 36B | | |
| | <input type="checkbox"/> N <input type="checkbox"/> | CREACON 36W | MK.CREACON 30W | MK.CREACON W |
| | <input type="checkbox"/> N <input checked="" type="checkbox"/> | CREACON R 36W | | |



G

DG



90X90-36"X36"



45X90-18"X36"



60X60-24"X24"

| | | | | |
|--|--|--------------|--------------|----------------|
| | <input type="checkbox"/> N <input type="checkbox"/> | CREACON 90G | CREACON 49G | CREACON 60G |
| | <input type="checkbox"/> N <input checked="" type="checkbox"/> | | | CREACON R 60G |
| | <input type="checkbox"/> N <input type="checkbox"/> | CREACON 90DG | CREACON 49DG | CREACON 60DG |
| | <input type="checkbox"/> N <input checked="" type="checkbox"/> | | | CREACON R 60DG |



30X60-12"X24"



30X30-12"X12"




25X30-10"X12"

| | | | | |
|--|--|----------------|-----------------|---------------|
| | <input type="checkbox"/> N <input type="checkbox"/> | CREACON 36G | MK.CREACON 30G | MK.CREACON G |
| | <input type="checkbox"/> N <input checked="" type="checkbox"/> | CREACON R 36G | | |
| | <input type="checkbox"/> N <input type="checkbox"/> | CREACON 36DG | MK.CREACON 30DG | MK.CREACON DG |
| | <input type="checkbox"/> N <input checked="" type="checkbox"/> | CREACON R 36DG | | |



N



90X90-36°X36°



45X90-18°X36°




60X60-24°X24°



CREAACON 90N

CREAACON 49N

CREAACON 60N



CREAACON R 60N



30X60-12°X24°



30X30-12°X12°




25X30-10°X12°



CREAACON 36N

MK.CREAACON 30N

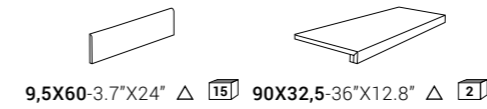
MK.CREAACON N



CREAACON R 36N

PEZZI SPECIALI

SPECIAL PIECES / PIÈCES SPÉCIALES / FORMTEILE / PIEZAS ESPECIALES / СПЕЦИАЛЬНЫЕ ЭЛЕМЕНТЫ / 特制件



9,5X60-3,7°X24° △ 15 90X32,5-36°X12,8° △ 2

| | | |
|----|------------------|----------------|
| B | CREAACON BT 60B | CREAACON G90B |
| W | CREAACON BT 60W | CREAACON G90W |
| G | CREAACON BT 60G | CREAACON G90G |
| DG | CREAACON BT 60DG | CREAACON G90DG |
| N | CREAACON BT 60N | CREAACON G90N |

IMBALLI

PACKAGING / EMBALLAGES / VERPACKUNGEN / EMBALAJES / УПАКОВКИ / 包装

| FORMATO NOMINALE NOMINAL SIZE | BORDO EDGE | SPESSORE THICKNESS | BOX | | | PALLET | | |
|----------------------------------|---------------|-----------------------|-------------------|------------------|------------------|----------------------------|------------------------|------------------------|
| | | | PZ/BOX PCS/BOX | MQ/BOX SM/BOX | KG/BOX KG/BOX | BOX/PALLET BOXES/PALLET | MQ/PALLET SM/PALLET | KG/PALLET KG/PALLET |
| 60X60-24°X24° | RECTIFIED | 10 | 3 | 1,08 | 24,31 | 40 | 43,20 | 992,20 |
| 30X60-12°X24° | RECTIFIED | 10 | 5 | 0,90 | 20,18 | 48 | 43,20 | 988,64 |
| 90X90-36°X36° | RECTIFIED | 10 | 2 | 1,62 | 36,88 | 22 | 35,64 | 831,36 |
| 45X90-18°X36° | RECTIFIED | 10 | 3 | 1,22 | 27,41 | 30 | 36,45 | 842,30 |
| 30X30-12°X12° MOSAIC | RECTIFIED | 10 | 4 | 0,36 | 7,93 | 72 | 25,92 | 590,96 |
| 25X30-10°X12° MOSAIC | RECTIFIED | 10 | 4 | 0,30 | 7,38 | 78 | 23,40 | 595,33 |

CARATTERISTICHE TECNICHE SPECIFICHE

TECHNICAL FEATURES SPECIFICATIONS / CARACTÉRISTIQUES TECHNIQUES SPÉCIFIQUE / TECHNISCHE EIGENSCHAFTEN
CARACTERÍSTICAS TÉCNICAS ESPECÍFICAS / ТРЕБУЕМЫЕ ТЕХНИЧЕСКИЕ ХАРАКТЕРИСТИКИ / 特殊技术规格

| CREAACON | DIN EN 16165 Annex B / DIN 51130 (R) | DIN EN 16165 Annex A / DIN 51097 (A+B+C) | B.C.R. DM 14/6/89 N. 236 | | PENDULUM BS EN16165 Annex C / BS7976 (INGLESE) | PENDULUM AS/NZS 4856 (AUSTRALIANO) | PENDULUM UNE 41901/ 12633 (SPAGNOLO) | BOT 3000 (DCOF) ANSI 326.3 (AMERICANO) |
|------------|---|---|--------------------------------|------|---|--|---|---|
| | | | C.A. | G.B. | | | | |
| CREAACON | R10 | A | >0.4 | >0.4 | >25 | - | 1 | >0,42 |
| CREAACON R | R11 | A | >0.4 | >0.4 | >36 | >35 | 2 | >0,42 |

Valori medi riferiti al prodotto integro prima della posa. / Average value referred to the full tile before installation.

WOOD EFFECT

Elixir 398
Kuni 416

ELIXIR ⁶⁵



COLOR BODY PORCELAIN TILE

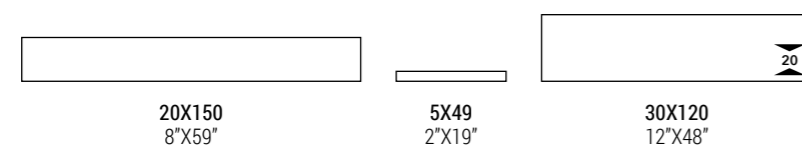
GRES PORCELLANATO COLORATO IN MASSA / GRÈS CÉRAME TEINTÉ DANS LA MASSE / EINGEFÄRBTES FEINSTEINZEUG
GRES PORCELÁNICO COLOREADO EN MASA / КЕРАМОГРАНИТ ОКРАШЕННЫЙ В МАССЕ / 彩色通体瓷质砖

CONFORME / ACCORDING TO / CONFORME / KONFORM / CONFORME / COOTBETCTBYET / 合格
UNI EN 14411 - G BIa



FORMATI

SIZES / FORMATS / FORMATE / FORMATOS / ФОРМАТЫ / 规格



SUPERFICI

SURFACES / SURFACES / OBERFLÄCHEN / SUPERFICIES / ПОВЕРХНОСТИ / 表面



COLORI

COLOURS / COULEURS / FARBEN / COLORES / ЦВЕТА / 颜色





IN
ELXR6 2015BS RM - PIASEN6 278 RM

OUT
ELXR3012BS ASRM
ELXR GR3012BSAS

WOOD



WOOD





WOOD



PA


A



B

BS

WOOD



20x150 - 8"x59"



5x49 - 2"x19"




ELXR6 2015PA RM

ELXR6 549PA RM



ELXR6 2015A RM

ELXR6 549A RM



20x150 - 8"x59"



5x49 - 2"x19"



ELXR6 2015B RM

ELXR6 549B RM

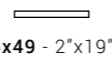
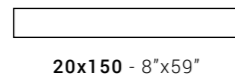


ELXR6 2015BS RM

ELXR6 549BS RM



NO

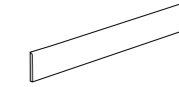


ELXR6 2015NO RM

ELXR6 549NO RM

PEZZI SPECIALI

SPECIAL PIECES / PIÈCES SPÉCIALES / FORMTEILE / PIEZAS ESPECIALES / СПЕЦИАЛЬНЫЕ ЭЛЕМЕНТЫ / 特制件



6x150-2.4"x59" △ 8

| | |
|----|---------------|
| PA | ELXR6 BT150PA |
| A | ELXR6 BT150A |
| B | ELXR6 BT150B |
| BS | ELXR6 BT150BS |
| NO | ELXR6 BT150NO |

IMBALLI

PACKAGING / EMBALLAGES / VERPACKUNGEN / EMBALAJES / УПАКОВКИ / 包装

| FORMATO NOMINALE NOMINAL SIZE | BORDO EDGE | SPESSORE THICKNESS | SCATOLA / BOX | | | PALLET | | |
|----------------------------------|---------------|-----------------------|-------------------|------------------|------------------|----------------------------|------------------------|------------------------|
| | | | PZ/BOX PCS/BOX | MQ/BOX SM/BOX | KG/BOX KG/BOX | BOX/PALLET BOXES/PALLET | MQ/PALLET SM/PALLET | KG/PALLET KG/PALLET |
| 20x150-8"x59" | RECTIFIED | 6,5 | 7 | 2,10 | 32,43 | 32 | 67,20 | 1057,76 |
| 5x49-2"x19" | RECTIFIED | 6,5 | 40 | 0,98 | 15,17 | 60 | 58,80 | 930,20 |

CARATTERISTICHE TECNICHE SPECIFICHE

TECHNICAL FEATURES SPECIFICATIONS / CARACTÉRISTIQUES TECHNIQUES SPÉCIFIQUE / TECHNISCHE EIGENSCHAFTEN
CARACTERÍSTICAS TÉCNICAS ESPECÍFICAS / ТРЕБУЕМЫЕ ТЕХНИЧЕСКИЕ ХАРАКТЕРИСТИКИ / 特殊技术规格

| ELIXIR | DIN EN 16165 Annex B / DIN 51130 (R) | DIN EN 16165 Annex A / DIN 51097 (A+B+C) | B.C.R. DM 14/6/89 N. 236 | | PENDULUM BS EN16165 Annex C / BS7976 (INGLESE) | PENDULUM AS/NZS 4856 (AUSTRALIANO) | PENDULUM UNE 41901/ 12633 (SPAGNOLO) | BOT 3000 (DCOF) ANSI 326.3 (AMERICANO) |
|--------|---|---|--------------------------------|------|---|--|---|---|
| | | | C.A. | G.B. | | | | |
| | R10 | A+B | >0.4 | >0.4 | >25 | >25 | 1 | >0,42 |

Valori medi riferiti al prodotto integro prima della posa. / Average value referred to the full tile before installation.



WOOD

20 mm



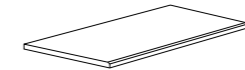
30x120 - 12"x48"

| | |
|----|-----------------|
| A | ELXR3012A ASRM |
| BS | ELXR3012BS ASRM |
| NO | ELXR3012NO ASRM |



PEZZI SPECIALI

SPECIAL PIECES / PIÈCES SPÉCIALES / FORMTEILE / PIEZAS ESPECIALES / СПЕЦИАЛЬНЫЕ ЭЛЕМЕНТЫ / 特制件



GRADONE* costa lucida
TERRACE* polished edge
30x120-12"x48" △ T

| | |
|----|-----------------|
| A | ELXR GR3012A AS |
| BS | ELXR GR3012BSAS |
| NO | ELXR GR3012NOAS |

IMBALLI

PACKAGING / EMBALLAGES / VERPACKUNGEN / EMBALAJES / УПАКОВКИ / 包装

| FORMATO NOMINALE NOMINAL SIZE | BORDO EDGE | SPESSORE THICKNESS | SCATOLA / BOX | | | PALLET | | |
|----------------------------------|---------------|-----------------------|-------------------|------------------|------------------|----------------------------|------------------------|------------------------|
| | | | PZ/BOX PCS/BOX | MQ/BOX SM/BOX | KG/BOX KG/BOX | BOX/PALLET BOXES/PALLET | MQ/PALLET SM/PALLET | KG/PALLET KG/PALLET |
| 30x120-12"x48" | RECTIFIED | 20 | 2 | 0,72 | 32,88 | 32 | 25,92 | 1072,27 |

CARATTERISTICHE TECNICHE SPECIFICHE

TECHNICAL FEATURES SPECIFICATIONS / CARACTÉRISTIQUES TECHNIQUES SPÉCIFIQUE / TECHNISCHE EIGENSCHAFTEN
CARACTERÍSTICAS TÉCNICAS ESPECÍFICAS / ТРЕБУЕМЫЕ ТЕХНИЧЕСКИЕ ХАРАКТЕРИСТИКИ / 特殊技术规格

| ELIXIR AS | DIN EN 16165 Annex B / DIN 51130 (R) | DIN EN 16165 Annex A / DIN 51097 (A+B+C) | B.C.R. DM 14/6/89 N. 236 | | PENDULUM BS EN16165 Annex C / BS7976 (INGLESE) | PENDULUM AS/NZS 4856 (AUSTRALIANO) | PENDULUM UNE 41901/ 12633 (SPAGNOLO) | BOT 3000 (DCOF) ANSI 326.3 (AMERICANO) |
|-----------|---|---|--------------------------------|------|---|--|---|---|
| | R11 | B+C | C.A. | G.B. | >36 | >45 | 3 | >0,42 |
| | | | >0.4 | >0.4 | >36 | >45 | 3 | >0,42 |

* Angolari DX e SX disponibili a richiesta. / RH and LH angle bracket available on request. / Angulaires D et G disponibles sur demande. / Eckstücke links und rechts auf Anfrage erhältlich. / Cantoneras DCHA. e IZDA. disponibles bajo pedido. / Правый и Левый Угловые элементы доступны по запросу. / 可根据需求提供左转角和右转角。

I pezzi speciali ed i fondi possono presentare leggere differenze di tonalità fra di loro. / Special pieces and backgrounds can have slightly different shades from one another. / Les pièces spéciales et les fonds peuvent présenter de légères différences de tonalités entre elles. / Formteile und Grundierungen können untereinander leichte Farbabweichungen aufweisen. / Las piezas especiales y los fondos pueden presentar ligeras diferencias de tono. Специальные и фоновые элементы могут немного отличаться по оттенку. / 一些特殊配件和底部可能会有轻微色差。

Il bordo può mostrare una piccola diversità cromatica fra la superficie ed il corpo del pezzo ceramico. / There can be a slight colour difference on the edge between the surface and the main ceramic piece. / Le bord peut présenter une légère différence entre la surface et le corps de la pièce en céramique. / Die Kante kann zwischen Oberfläche und Korpus des Keramikeils einen unterschiedlichen Farbton aufweisen. / El borde puede presentar ligeras diferencias cromáticas entre la superficie y el cuerpo de la pieza cerámica. / В кромках может появиться небольшая хроматическая разница между поверхностью и корпусом керамической детали. / 边缘的颜色可能与陶瓷产品主体和表面颜色稍有差别。

KUNI



COLOR BODY PORCELAIN TILE


GRES PORCELLANATO COLORATO IN MASSA / GRÈS CÉRAME TEINTÉ DANS LA MASSE / EINGEFÄRBTES FEINSTEINZEUG
GRES PORCELÁNICO COLOREADO EN MASA / КЕРАМОГРАНИТ ОКРАШЕННЫЙ В МАССЕ / 彩色通体瓷质砖

CONFORME / ACCORDING TO / CONFORME / KONFORM / CONFORME / СООТВЕТСТВУЕТ / 合格
UNI EN 14411 - G Bla




FORMATI


SIZES / FORMATS / FORMATE / FORMATOS / ФОРМАТЫ / 规格



60X180
24"X71"



20X180
8"X71"



20X120
8"X48"




SUPERFICI

SURFACES / SURFACES / OBERFLÄCHEN / SUPERFICIES / ПОВЕРХНОСТИ / 表面



COLORI

COLOURS / COULEURS / FARBEN / COLORES / ЦВЕТА / 颜色



KUNI



KUNI 2018BS



KUNI 2018T



A

BS

T

TS

WOOD



60X180-24"X71"



20X180-8"X71"



20X120-8"X48"



30X30-12"X12"



KUNI 18A

KUNI 2018A

KUNI 2012A

MK.KUNI 30A



KUNI 18BS

KUNI 2018BS

KUNI 2012BS

MK.KUNI 30BS



60X180-24"X71"



20X180-8"X71"



20X120-8"X48"



30X30-12"X12"



KUNI 18T

KUNI 2018T

KUNI 2012T

MK.KUNI 30T



KUNI 18TS

KUNI 2018TS

KUNI 2012TS


MK.KUNI 30TS



W



G



60X180-24"X71"




20X180-8"X71"



20X120-8"X48"



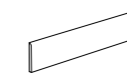
30X30-12"X12"



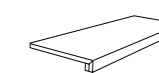
| | | | |
|----------|------------|------------|-------------|
| KUNI 18W | KUNI 2018W | KUNI 2012W | MK.KUNI 30W |
| KUNI 18G | KUNI 2018G | KUNI 2012G | MK.KUNI 30G |

PEZZI SPECIALI

SPECIAL PIECES / PIÈCES SPÉCIALES / FORMTEILE / PIEZAS ESPECIALES / СПЕЦИАЛЬНЫЕ ЭЛЕМЕНТЫ / 特制件



6X120-2.4"X48" △ 6



120X32,5-48"X12.8" △ 2

| | | |
|----|--------------|-------------|
| A | KUNI BT120A | KUNI G120A |
| BS | KUNI BT120BS | KUNI G120BS |
| T | KUNI BT120T | KUNI G120T |
| TS | KUNI BT120TS | KUNI G120TS |
| W | KUNI BT120W | KUNI G120W |
| G | KUNI BT120G | KUNI G120G |

IMBALLI

PACKAGING / EMBALLAGES / VERPACKUNGEN / EMBALAJES / УПАКОВКИ / 包装

| FORMATO NOMINALE NOMINAL SIZE | BORDO EDGE | SPESSORE THICKNESS | BOX | | | PALLET | | |
|----------------------------------|---------------|-----------------------|-------------------|------------------|------------------|----------------------------|------------------------|------------------------|
| | | | PZ/BOX PCS/BOX | MQ/BOX SM/BOX | KG/BOX KG/BOX | BOX/PALLET BOXES/PALLET | MQ/PALLET SM/PALLET | KG/PALLET KG/PALLET |
| 60X180-24"X71" | RECTIFIED | 10 | 2 | 2,16 | 50,98 | 22 | 47,52 | 1141,63 |
| 20X180-8"X71" | RECTIFIED | 10 | 3 | 1,08 | 24,50 | 45 | 48,60 | 1122,50 |
| 20X120-8"X48" | RECTIFIED | 10 | 6 | 1,44 | 31,48 | 36 | 51,84 | 1153,40 |
| 30X30-12"X12" MOSAIC | RECTIFIED | 10 | 6 | 0,54 | 11,29 | 48 | 25,92 | 561,87 |

CARATTERISTICHE TECNICHE SPECIFICHE

TECHNICAL FEATURES SPECIFICATIONS / CARACTÉRISTIQUES TECHNIQUES SPÉCIFIQUE / TECHNISCHE EIGENSCHAFTEN
CARACTERÍSTICAS TÉCNICAS ESPECÍFICAS / ТРЕБУЕМЫЕ ТЕХНИЧЕСКИЕ ХАРАКТЕРИСТИКИ / 特殊技术规格


| DIN EN 16165 Annex B / DIN 51130 (R) | DIN EN 16165 Annex A / DIN 51097 (A+B+C) | B.C.R. DM 14/6/89 N. 236 | | PENDULUM BS EN16165 Annex C / BS7976 (INGLESE) | PENDULUM AS/NZS 4856 (AUSTRALIANO) | PENDULUM UNE 41901/ 12633 (SPAGNOLO) | BOT 3000 (DCOF) ANSI 326.3 (AMERICANO) |
|---|---|--------------------------------|------|---|--|---|---|
| | | C.A. | G.B. | | | | |
| R10 | A+B | >0.4 | >0.4 | >36 | >35 | 2 | >0,42 |

Valori medi riferiti al prodotto integro prima della posa. / Average value referred to the full tile before installation.

CONTEMPORARY

| | |
|---------|-----|
| Retina™ | 426 |
| Tube | 460 |
| Koshi | 484 |

RETINA™



COLOR BODY PORCELAIN TILE

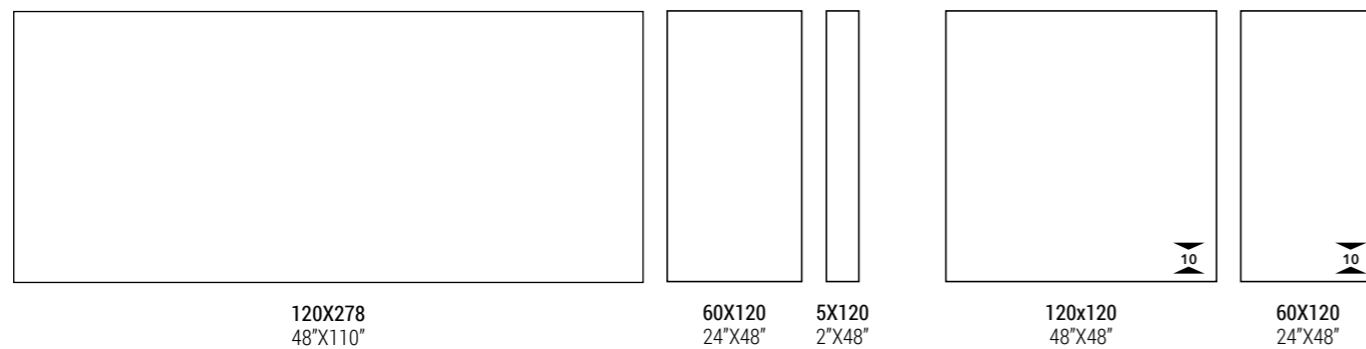
GRES PORCELLANATO COLORATO IN MASSA / GRÈS CÉRAME TEINTÉ DANS LA MASSE / EINGEFÄRBTES FEINSTEINZEUG
GRES PORCELÁNICO COLOREADO EN MASA / КЕРАМОГРАНИТ ОКРАШЕННЫЙ В МАССЕ / 彩色通体瓷质砖

CONFORME / ACCORDING TO / CONFORME / KONFORM / CONFORME / COOTBETCTBYET / 合格
UNI EN 14411 - G BIa



FORMATI

SIZES / FORMATS / FORMATE / FORMATOS / ФОРМАТЫ / 规格



SUPERFICI

SURFACES / SURFACES / OBERFLÄCHEN / SUPERFICIES / ПОВЕРХНОСТИ / 表面



COLORI

COLOURS / COULEURS / FARBEN / COLORES / ЦВЕТА / 颜色





RTN6 CARM1278RM - RTN6 CARM1 5120 - RTN6 PETRO 5120 - ELXR6 2015NO RM



RTN6 PETRO278 - RTN6 SENAP278RM



RTN6 ARANC278RM - ELXR6 549BS RM



RTN6 BORG0278RM - ELXR6 549NO RM



PICTURA6 12 RM - RTN6 CORDA278RM - RTN CORDA120 RM





CONTEMPORARY





RTN6 FUM012 RM - LINA6 12 RM - ELXR6 2015A RM



RTN6 AVI012 RM - SPHERE6 12 RM




RTN CORDA120 RM - BLOOM6 12 RM



RTN6 SENAP12 RM - RTN6 CORDA12 RM - ELXR6 2015NO RM




CARMINIO



ARANCIO

CONTEMPORARY



120x278 - 48"x110"



60x120 - 24"x48"




5x120 - 2"x48"


RTN6 CARM1278RM

RTN6 CARM112 RM

RTN6 CARM1 5120



120x278 - 48"x110"



60x120 - 24"x48"



5x120 - 2"x48"

RTN6 ARANC278RM

RTN6 ARANC12 RM

RTN6 ARANC 5120



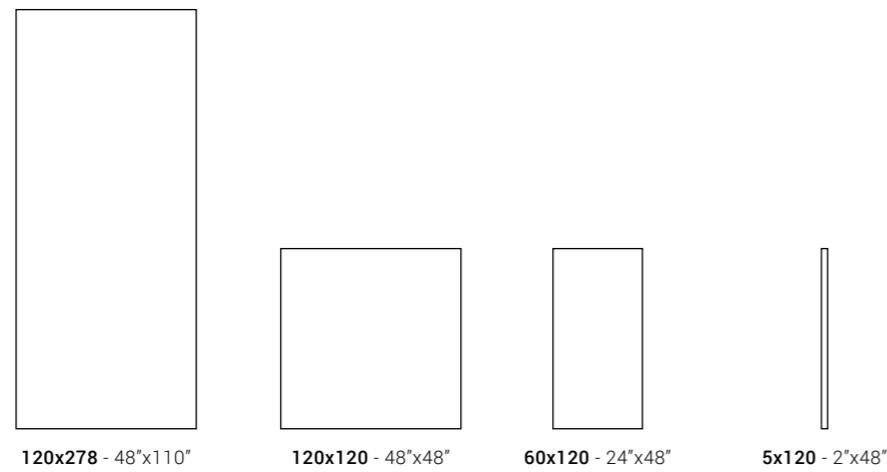


CORDA

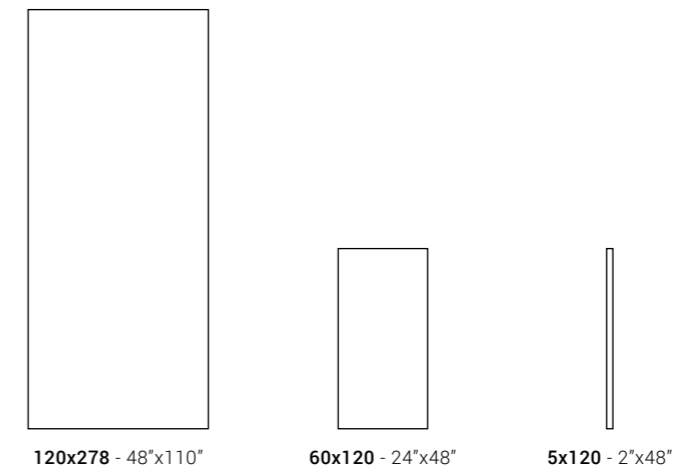


AVIO

CONTEMPORARY



| | | |
|-----------------|-----------------|-----------------|
| RTN6 CORDA278RM | RTN6 CORDA12 RM | RTN6 CORDA 5120 |
| | RTN CORDA120 RM | RTN CORDA12 RM |




| | | |
|----------------|----------------|----------------|
| RTN6 AVIO278RM | RTN6 AVIO12 RM | RTN6 AVIO 5120 |
|----------------|----------------|----------------|






MENTA



SENAPE

CONTEMPORARY



120x278 - 48"x110"



60x120 - 24"x48"



5x120 - 2"x48"

RTN6 MENTA278RM

RTN6 MENTA12 RM

RTN6 MENTA 5120



120x278 - 48"x110"



60x120 - 24"x48"



5x120 - 2"x48"

RTN6 SENAP278RM

RTN6 SENAP12 RM

RTN6 SENAP 5120



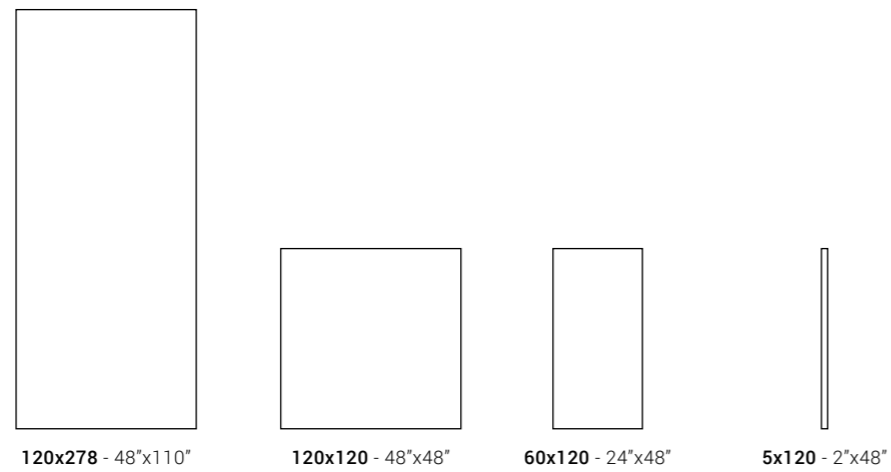


NEVE



CENERE

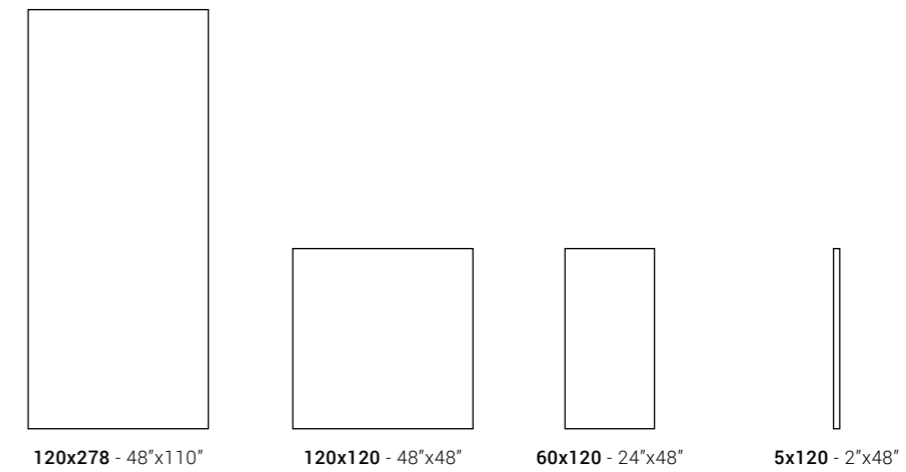
CONTEMPORARY



120x278 - 48"x110" 120x120 - 48"x48" 60x120 - 24"x48" 5x120 - 2"x48"



| | | |
|----------------|----------------|----------------|
| RTN6 NEVE278RM | RTN6 NEVE12 RM | RTN6 NEVE 5120 |
| | RTN NEVE120 RM | RTN NEVE12 RM |



120x278 - 48"x110" 120x120 - 48"x48" 60x120 - 24"x48" 5x120 - 2"x48"



| | | |
|-----------------|-----------------|-----------------|
| RTN6 CENER278RM | RTN6 CENER12 RM | RTN6 CENER 5120 |
| | RTN CENER120 RM | RTN CENER12 RM |

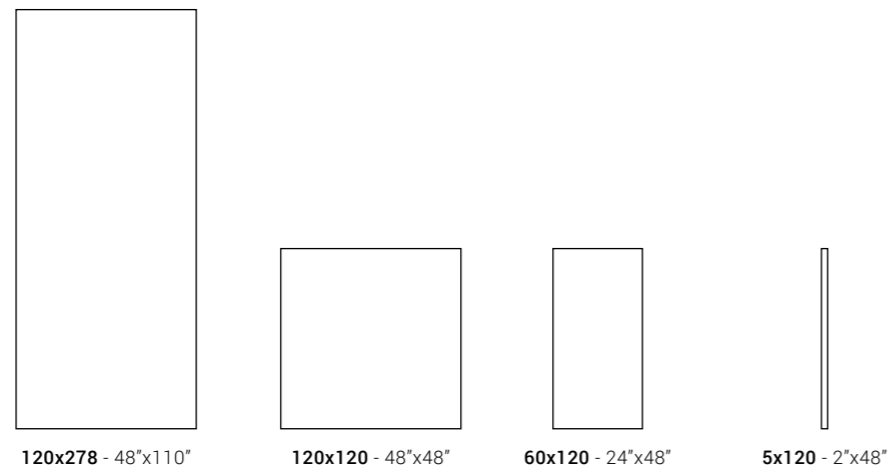


FUMO

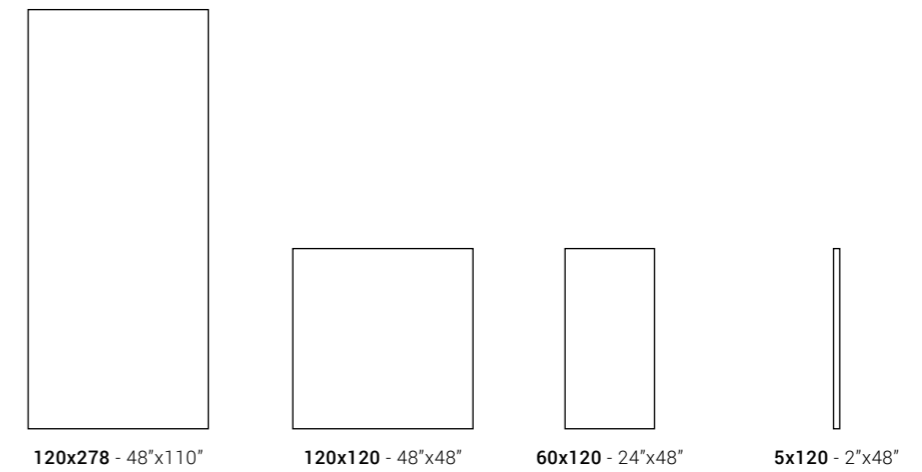


TERRACOTTA

CONTEMPORARY



| | | |
|----------------|----------------|----------------|
| RTN6 FUMO278RM | RTN6 FUMO12 RM | RTN6 FUMO 5120 |
| | RTN FUMO120 RM | RTN FUMO12 RM |



| | | |
|-----------------|-----------------|-----------------|
| RTN6 TERRA278RM | RTN6 TERRA12 RM | RTN6 TERRA 5120 |
| | RTN TERRA120 RM | RTN TERRA12 RM |




BORGOGNA



PETROLIO

CONTEMPORARY



120x278 - 48"x110"

RTN6 BORG0278RM




60x120 - 24"x48"

RTN6 BORG0 12 RM



5x120 - 2"x48"

RTN6 BORG0 5120



120x278 - 48"x110"

RTN6 PETRO278RM



60x120 - 24"x48"

RTN6 PETRO12 RM



5x120 - 2"x48"

RTN6 PETRO 5120



6,5




HERBAR6 278RM
120x278 - 48"x110"



SIGNUM6 278RM
120x278 - 48"x110"



6,5



SPHERE6 12 RM
60x120 - 24"x48"



LINÆ6 12 RM
60x120 - 24"x48"



SILVÆ6 12 RM
60x120 - 24"x48"



BLOOM6 12 RM
60x120 - 24"x48"



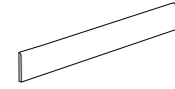
PICTURÆ6 12 RM
60x120 - 24"x48"



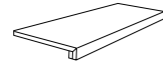
RETINA™

PEZZI SPECIALI

SPECIAL PIECES / PIÈCES SPÉCIALES / FORMTEILE / PIEZAS ESPECIALES / СПЕЦИАЛЬНЫЕ ЭЛЕМЕНТЫ / 特制件



6x120-2.4"x48" △ 6



120x32,5-48"x12.8" △ 2

| | | |
|------------|-----------------|-----------------|
| FUMO | RTN FUMO BT120 | RTN FUMO G120 |
| CENERE | RTN CENER BT120 | RTN CENER G120 |
| TERRACOTTA | RTN TERRA BT120 | RTN TERRA BT120 |
| NEVE | RTN NEVE BT120 | RTN NEVE G120 |
| CORDA | RTN CORDA BT120 | RTN CORDA G120 |

IMBALLI

PACKAGING / EMBALLAGES / VERPACKUNGEN / EMBALAJES / УПАКОВКИ / 包装

| FORMATO NOMINALE NOMINAL SIZE | BORDO EDGE | SPESSORE THICKNESS | SCATOLA / BOX | | | PALLET | | |
|----------------------------------|---------------|-----------------------|-------------------|------------------|------------------|----------------------------|------------------------|------------------------|
| | | | PZ/BOX PCS/BOX | MQ/BOX SM/BOX | KG/BOX KG/BOX | BOX/PALLET BOXES/PALLET | MQ/PALLET SM/PALLET | KG/PALLET KG/PALLET |
| 120x278-48"x110" | RECTIFIED | 6,5 | 1 | 3,336 | 53,00 | 20 | 66,72 | 1080,00 |
| 120x120-48"x48" | RECTIFIED | 10 | 1 | 1,44 | 33,65 | 36 | 51,84 | 1231,40 |
| 60x120-24"x48" | RECTIFIED | 10 | 2 | 1,44 | 33,01 | 30 | 43,20 | 1010,30 |
| 60x120-24"x48" | RECTIFIED | 6,5 | 4 | 2,88 | 45,00 | 16 | 46,08 | 740,00 |
| 5x120-2"x48" | RECTIFIED | 6,5 | 16 | 0,96 | 15,15 | 60 | 57,60 | 929,00 |

CARATTERISTICHE TECNICHE SPECIFICHE

TECHNICAL FEATURES SPECIFICATIONS / CARACTÉRISTIQUES TECHNIQUES SPÉCIFIQUE / TECHNISCHE EIGENSCHAFTEN
CARACTERÍSTICAS TÉCNICAS ESPECÍFICAS / ТРЕБУЕМЫЕ ТЕХНИЧЕСКИЕ ХАРАКТЕРИСТИКИ / 特殊技术规格

| | DIN EN 16165 Annex B / DIN 51130 (R) | DIN EN 16165 Annex A / DIN 51097 (A+B+C) | B.C.R. DM 14/6/89 N. 236 | | PENDULUM BS EN16165 Annex C / BS7976 (INGLESE) | PENDULUM AS/NZS 4856 (AUSTRALIANO) | PENDULUM UNE 41901 / 12633 (SPAGNOLO) | BOT 3000 (DCOF) ANSI 326.3 (AMERICANO) |
|-------------------------|---|---|--------------------------------|------|---|--|--|---|
| | | | C.A. | G.B. | | | | |
| RETINA $\frac{6,5}{10}$ | R9 | A | >0.4 | >0.4 | >25 | >25 | 1 | >0,42 |
| RETINA $\frac{10}{10}$ | R10 | A | >0.4 | >0.4 | >36 | >35 | 1 | >0,42 |



TUBE ⁶⁵



COLOR BODY PORCELAIN TILE

GRES PORCELLANATO COLORATO IN MASSA / GRÈS CÉRAME TEINTÉ DANS LA MASSE / EINGEFÄRBTES FEINSTEINZEUG
GRES PORCELÁNICO COLOREADO EN MASA / КЕРАМОГРАНИТ ОКРАШЕННЫЙ В МАССЕ / 彩色通体瓷质砖

CONFORME / ACCORDING TO / CONFORME / KONFORM / CONFORME / СООТВЕТСТВУЕТ / 合格
UNI EN 14411 - G BIa




FORMATI

SIZES / FORMATS / FORMATE / FORMATOS / ФОРМАТЫ / 规格



120X278
48"X110"



120X120
48"X48"



60X120
24"X48"


SUPERFICI

SURFACES / SURFACES / OBERFLÄCHEN / SUPERFICIES / ПОВЕРХНОСТИ / 表面



COLORI

COLOURS / COULEURS / FARBEN / COLORES / ЦВЕТА / 颜色






CONTEMPORARY



T

CONTEMPORARY



120X278 - 48"X110"



120X120 - 48"X48"





60X120 - 24"X48"



TUBE6 278T RM

TUBE6 120T RM

TUBE6 12T RM




W

CONTEMPORARY



120X278 - 48"X110"



120X120 - 48"X48"





60X120 - 24"X48"



TUBE6 278W RM


TUBE6 120W RM

TUBE6 12W RM




G

CONTEMPORARY



120X278 - 48"X110"



120X120 - 48"X48"




60X120 - 24"X48"



TUBE6 278G RM

TUBE6 120G RM


TUBE6 12G RM



N



120X278 - 48"X110"



120X120 - 48"X48"



60X120 - 24"X48"



TUBE6 278N RM

TUBE6 120N RM

TUBE6 12N RM

TUBE



COLOR BODY PORCELAIN TILE

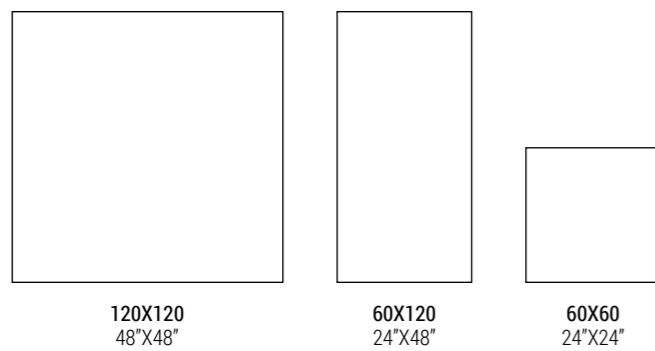
GRES PORCELLANATO COLORATO IN MASSA / GRÈS CÉRAME TEINTÉ DANS LA MASSE / EINGEFÄRBTES FEINSTEINZEUG
GRES PORCELÁNICO COLOREADO EN MASA / КЕРАМОГРАНИТ ОКРАШЕННЫЙ В МАССЕ / 彩色通体瓷质砖

CONFORME / ACCORDING TO / CONFORME / KONFORM / CONFORME / СООТВЕТСТВУЕТ / 合格
UNI EN 14411 - G B1a



FORMATI

SIZES / FORMATS / FORMATE / FORMATOS / ФОРМАТЫ / 规格




SUPERFICI

SURFACES / SURFACES / OBERFLÄCHEN / SUPERFICIES / ПОВЕРХНОСТИ / 表面




COLORI

COLOURS / COULEURS / FARBEN / COLORES / ЦВЕТА / 颜色










T

W


CONTEMPORARY



120X120 - 48"x48"




60X120 - 24"x48"



60X60 - 24"x24"



30X30 - 12"x12"



120X120 - 48"x48"



60X120 - 24"x48"



60X60 - 24"x24"



30X30 - 12"x12"



TUBE 120T RM

TUBE 12T RM

TUBE 60T RM

MK.TUBE 30T



TUBE 120W RM

TUBE 12W RM

TUBE 60W RM


MK.TUBE 30W




G



N



120X120 - 48"x48"



60X120 - 24"x48"



60X60 - 24"x24"




30X30 - 12"x12"

TUBE 120G RM

TUBE 12G RM

TUBE 60G RM


MK.TUBE 30G



120X120 - 48"x48"



60X120 - 24"x48"



60X60 - 24"x24"



30X30 - 12"x12"

TUBE 120N RM

TUBE 12N RM

TUBE 60N RM

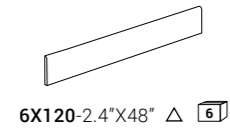
MK.TUBE 30N



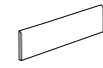
TUBE

PEZZI SPECIALI

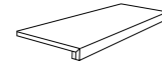
SPECIAL PIECES / PIÈCES SPÉCIALES / FORMTEILE / PIEZAS ESPECIALES / СПЕЦИАЛЬНЫЕ ЭЛЕМЕНТЫ / 特制件



6X120-2.4"X48" △ 6



6X60-2.4"X24" △ 10



120X32,5-48"X12,8" △ 2

| | | | |
|---|-------------|------------|------------|
| T | TUBE BT120T | TUBE BT60T | TUBE G120T |
| W | TUBE BT120W | TUBE BT60W | TUBE G120W |
| G | TUBE BT120G | TUBE BT60G | TUBE G120G |
| N | TUBE BT120N | TUBE BT60N | TUBE G120N |

IMBALLI

PACKAGING / EMBALLAGES / VERPACKUNGEN / EMBALAJES / УПАКОВКИ / 包装

| FORMATO NOMINALE NOMINAL SIZE | BORDO EDGE | SPESSORE THICKNESS | BOX | | | PALLET | | |
|----------------------------------|---------------|-----------------------|-------------------|------------------|------------------|----------------------------|------------------------|------------------------|
| | | | PZ/BOX PCS/BOX | MQ/BOX SM/BOX | KG/BOX KG/BOX | BOX/PALLET BOXES/PALLET | MQ/PALLET SM/PALLET | KG/PALLET KG/PALLET |
| 120X278-48"X110" | RECTIFIED | 6,5 | 1 | 3,336 | 53,00 | 20 | 66,72 | 1080,00 |
| 120X120-48"X48" | RECTIFIED | 6,5 | 2 | 2,88 | 44,89 | 30 | 86,40 | 1366,63 |
| 60X120-24"X48" | RECTIFIED | 6,5 | 4 | 2,88 | 44,83 | 16 | 46,08 | 737,20 |
| 120X120-48"X48" | RECTIFIED | 10 | 1 | 1,44 | 33,55 | 36 | 51,84 | 1227,80 |
| 60X120-24"X48" | RECTIFIED | 10 | 2 | 1,44 | 33,06 | 30 | 43,20 | 1011,88 |
| 60X60-24"X24" | RECTIFIED | 10 | 3 | 1,08 | 24,65 | 40 | 43,20 | 1006,00 |
| 30X30-12"X12" MOSAIC | RECTIFIED | 10 | 6 | 0,54 | 11,71 | 48 | 25,92 | 581,96 |

CARATTERISTICHE TECNICHE SPECIFICHE

TECHNICAL FEATURES SPECIFICATIONS / CARACTÉRISTIQUES TECHNIQUES SPÉCIFIQUE / TECHNISCHE EIGENSCHAFTEN
CARACTERÍSTICAS TÉCNICAS ESPECÍFICAS / ТРЕБУЕМЫЕ ТЕХНИЧЕСКИЕ ХАРАКТЕРИСТИКИ / 特殊技术规格

| TUBE | DIN EN 16165 Annex B / DIN 51130 (R) | DIN EN 16165 Annex A / DIN 51097 (A+B+C) | B.C.R. DM 14/6/89 N. 236 | | PENDULUM BS EN16165 Annex C / BS7976 (INGLESE) | PENDULUM AS/NZS 4856 (AUSTRALIANO) | PENDULUM UNE 41901/ 12633 (SPAGNOLO) | BOT 3000 (DCOF) ANSI 326.3 (AMERICANO) |
|------|---|---|--------------------------------|------|---|--|---|---|
| | | | C.A. | G.B. | | | | |
| | R9 | A | - | - | >25 | >25 | 1 | >0,42 |



BRICKLANE 260 - TUBE6 120W RM

KOSHI



COLOR BODY PORCELAIN TILE

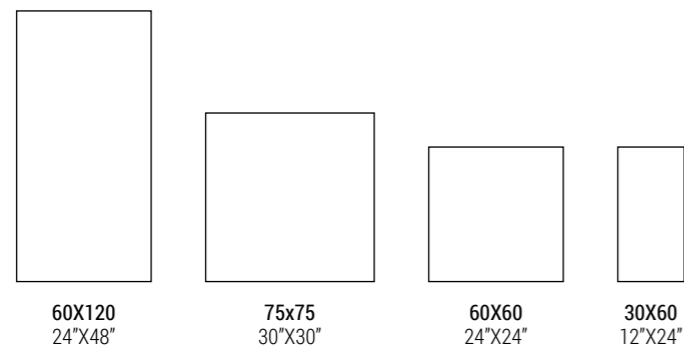
GRES PORCELLANATO COLORATO IN MASSA / GRÈS CÉRAME TEINTÉ DANS LA MASSE / EINGEFÄRBTES FEINSTEINZEUG
GRES PORCELÁNICO COLOREADO EN MASA / КЕРАМОГРАНИТ ОКРАШЕННЫЙ В МАССЕ / 彩色通体瓷质砖

CONFORME / ACCORDING TO / CONFORME / KONFORM / CONFORME / СООТВЕТСТВУЕТ / 合格
UNI EN 14411 - G BIa



FORMATI

SIZES / FORMATS / FORMATE / FORMATOS / ФОРМАТЫ / 规格



SUPERFICI

SURFACES / SURFACES / OBERFLÄCHEN / SUPERFICIES / ПОВЕРХНОСТИ / 表面



COLORI

COLOURS / COULEURS / FARBEN / COLORES / ЦВЕТА / 颜色





A




B



CE



T



MU.KOSHI 36A
30X60-12"X24"



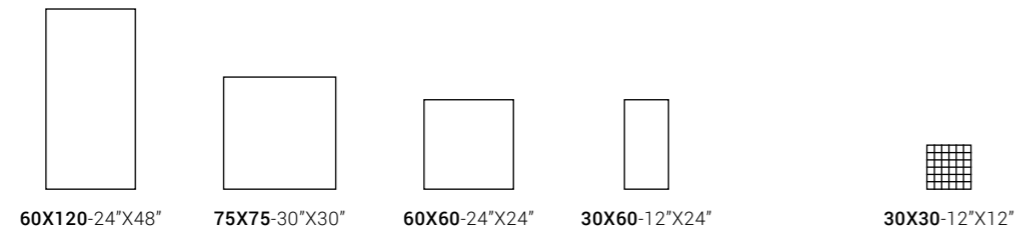
MU.KOSHI 36B
30X60-12"X24"



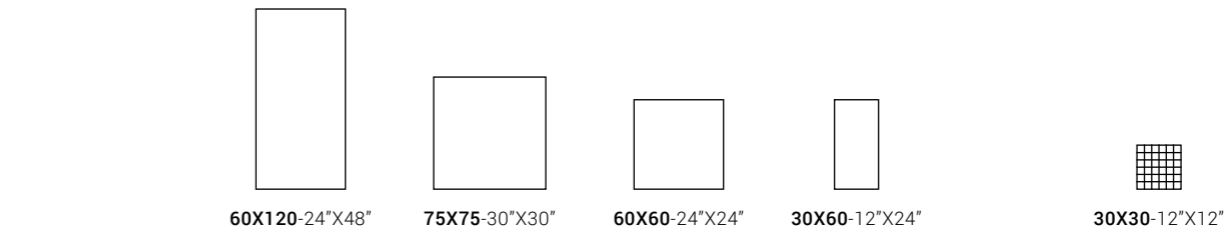
MU.KOSHI 36CE
30X60-12"X24"



MU.KOSHI 36T
30X60-12"X24"



| | | | | |
|-----------|-----------|-----------|-------------|--------------|
| KOSHI 12A | KOSHI 75A | KOSHI 60A | KOSHI 36A R | MK.KOSHI 30A |
| KOSHI 12B | KOSHI 75B | KOSHI 60B | KOSHI 36B R | MK.KOSHI 30B |



| | | | | |
|------------|------------|------------|--------------|---------------|
| KOSHI 12CE | KOSHI 75CE | KOSHI 60CE | KOSHI 36CE R | MK.KOSHI 30CE |
| KOSHI 12T | KOSHI 75T | KOSHI 60T | KOSHI 36T R | MK.KOSHI 30T |



W




G




DG



N




MU.KOSHI 36W
30X60-12"X24"



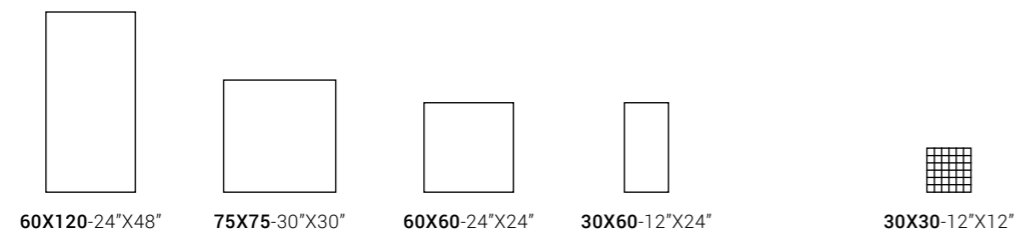
MU.KOSHI 36G
30X60-12"X24"



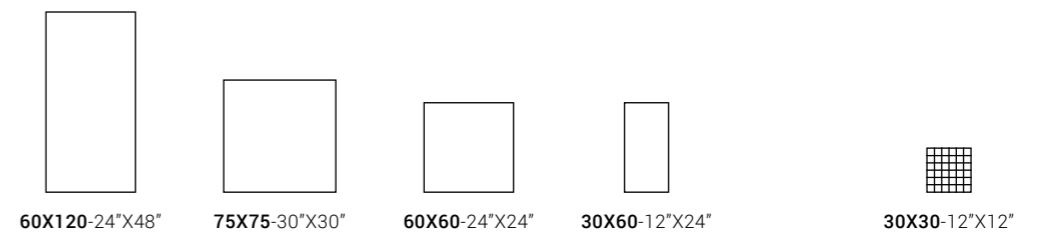
MU.KOSHI 36DG
30X60-12"X24"



MU.KOSHI 36N
30X60-12"X24"



| | | | | |
|-----------|-----------|-----------|-------------|--------------|
| KOSHI 12W | KOSHI 75W | KOSHI 60W | KOSHI 36W R | MK.KOSHI 30W |
| KOSHI 12G | KOSHI 75G | KOSHI 60G | KOSHI 36G R | MK.KOSHI 30G |

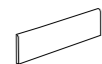


| | | | | |
|------------|------------|------------|--------------|---------------|
| KOSHI 12DG | KOSHI 75DG | KOSHI 60DG | KOSHI 36DG R | MK.KOSHI 30DG |
| KOSHI 12N | KOSHI 75N | KOSHI 60N | KOSHI 36N R | MK.KOSHI 30N |

KOSHI

PEZZI SPECIALI

SPECIAL PIECES / PIÈCES SPÉCIALES / FORMTEILE / PIEZAS ESPECIALES / СПЕЦИАЛЬНЫЕ ЭЛЕМЕНТЫ / 特制件



9,5X60-3.7*X24" △ 13



9,5X75-3.7*X30" △ 10

| | | |
|----|---------------|--------------|
| A | KOSHI BT 60A | KOSHI BT75A |
| B | KOSHI BT 60B | KOSHI BT75B |
| CE | KOSHI BT 60CE | KOSHI BT75CE |
| T | KOSHI BT 60T | KOSHI BT75T |
| W | KOSHI BT 60W | KOSHI BT75W |
| G | KOSHI BT 60G | KOSHI BT75G |
| DG | KOSHI BT 60DG | KOSHI BT75DG |
| N | KOSHI BT 60N | KOSHI BT75N |

IMBALLI

PACKAGING / EMBALLAGES / VERPACKUNGEN / EMBALAJES / УПАКОВКИ / 包装

| FORMATO NOMINALE NOMINAL SIZE | BORDO EDGE | SPESSORE THICKNESS | BOX | | | PALLET | | |
|----------------------------------|---------------|-----------------------|-------------------|------------------|------------------|----------------------------|------------------------|------------------------|
| | | | PZ/BOX PCS/BOX | MQ/BOX SM/BOX | KG/BOX KG/BOX | BOX/PALLET BOXES/PALLET | MQ/PALLET SM/PALLET | KG/PALLET KG/PALLET |
| 60X120-24*X48" | RECTIFIED | 10 | 2 | 1,44 | 33,57 | 27 | 38,88 | 926,36 |
| 60X60-24*X24 | RECTIFIED | 10 | 3 | 1,08 | 24,33 | 40 | 43,20 | 993,00 |
| 30X60-12*X24" | RECTIFIED | 10 | 6 | 1,08 | 24,18 | 48 | 51,84 | 1180,40 |
| 75X75-30*X30" | RECTIFIED | 10 | 2 | 1,125 | 26,43 | 45 | 50,63 | 1209,41 |
| 30X30-12*X12" MOSAIC | RECTIFIED | 9,2 | 4 | 0,36 | 6,83 | 72 | 25,92 | 511,62 |

CARATTERISTICHE TECNICHE SPECIFICHE

TECHNICAL FEATURES SPECIFICATIONS / CARACTÉRISTIQUES TECHNIQUES SPÉCIFIQUE / TECHNISCHE EIGENSCHAFTEN
CARACTERÍSTICAS TÉCNICAS ESPECÍFICAS / ТРЕБУЕМЫЕ ТЕХНИЧЕСКИЕ ХАРАКТЕРИСТИКИ / 特殊技术规格

| KOSHI | DIN EN 16165 Annex B / DIN 51130 (R) | DIN EN 16165 Annex A / DIN 51097 (A+B+C) | B.C.R. DM 14/6/89 N. 236 | | PENDULUM BS EN16165 Annex C / BS7976 (INGLESE) | PENDULUM AS/NZS 4856 (AUSTRALIANO) | PENDULUM UNE 41901/ 12633 (SPAGNOLO) | BOT 3000 (DCOF) ANSI 326.3 (AMERICANO) |
|-------|---|---|--------------------------------|------|---|--|---|---|
| | | | C.A. | G.B. | | | | |
| | R9 | A | >0.4 | >0.4 | - | - | - | >0,42 |

Valori medi riferiti al prodotto integro prima della posa. / Average value referred to the full tile before installation.



KOSHI 36T - KOSHI 60T - MU.KOSHI 36T

491

HIGH PERFORMANCE

| | |
|------------------|-----|
| Parade | 494 |
| Concrete Project | 510 |
| Micron 2.0 | 518 |

PARADE



THROUGH-BODY PORCELAIN TILE

HIGH PERFORMANCE + RESTORABLE POLISHED FINISH *

GRES PORCELLANATO A TUTTA MASSA / GRÈS CÉRAME PLEINE MASSE / DURCHGEFÄRBTES FEINSTEINZEUG
GRES PORCELÁNICO A TODA MASA / ПОЛНОТЕЛЫЙ КЕРАМОГРАНИТ / 通体瓷质砖

CONFORME / ACCORDING TO / CONFORME / KONFORM / CONFORME / СООТВЕТСТВУЕТ / 合格

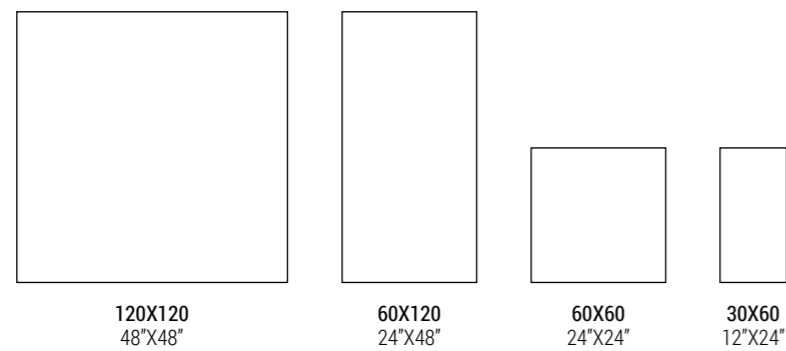
UNI EN 14411 - G B1a

* on account of the nature of the product that maintains its aesthetic characteristics throughout the entire body of the material, the polished finish can be restored to eliminate any small surface marks that may have been generated by years of foot traffic.



FORMATI

SIZES / FORMATS / FORMATE / FORMATOS / ФОРМАТЫ / 规格



120X120
48"X48"


60X120
24"X48"

60X60
24"X24"

30X60
12"X24"


SUPERFICI

SURFACES / SURFACES / OBERFLÄCHEN / SUPERFICIES / ПОВЕРХНОСТИ / 表面



COLORI

COLOURS / COULEURS / FARBEN / COLORES / ЦВЕТА / 颜色



W

A

B

AG

G

DG



PRDE 120DG RM - PRDE 120G LV

PARADE





PRDE 120A RM - PRTU 12A RM





PRDE 120A RM - PRDE DK 12DG LV - PRTU 12A RM - PRDE 120A LV

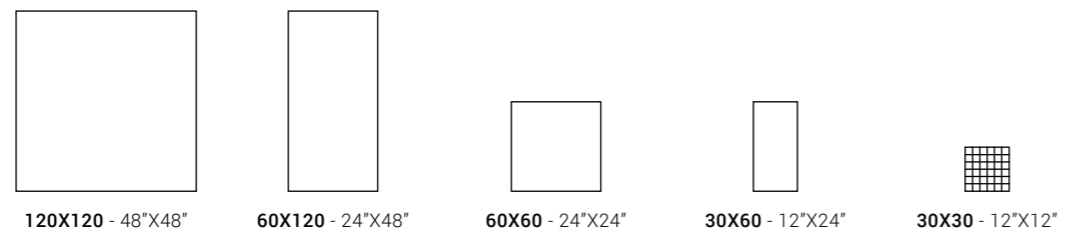




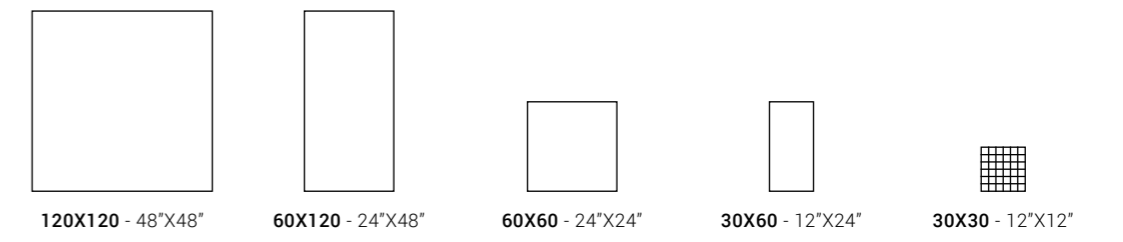
DG



G




| | | | | | | | |
|--|--|--|-----------------|----------------|----------------|--------------|--------------|
| | | | PRDE 120DG RM | PRDE 12DG RM | PRDE 60DG RM | PRDE 36DG RM | MK.PRDE 30DG |
| | | | PRDE RB120DG RM | PRDE RB12DG RM | PRDE RB60DG RM | | |
| | | | PRDE 120DG LV | PRDE 12DG LV | PRDE 60DG LV | | |
| | | | PRTU 120DG RM | PRTU 12DG RM | PRTU 60DG RM | PRTU 36DG RM | MK.PRTU 30DG |
| | | | PRTU 120DG LV | PRTU 12DG LV | PRTU 60DG LV | | |



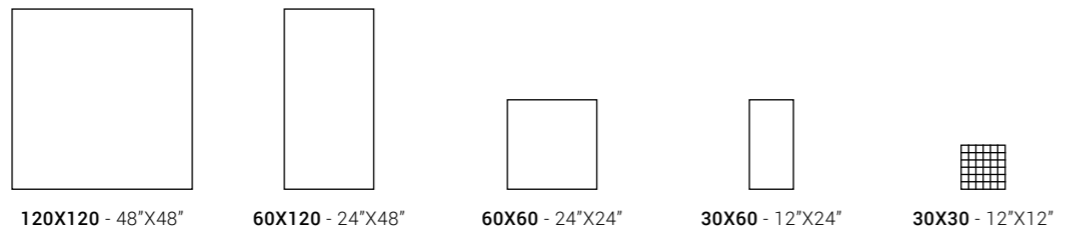
| | | | | | | | |
|--|--|--|----------------|---------------|---------------|-------------|-------------|
| | | | PRDE 120G RM | PRDE 12G RM | PRDE 60G RM | PRDE 36G RM | MK.PRDE 30G |
| | | | PRDE RB120G RM | PRDE RB12G RM | PRDE RB60G RM | | |
| | | | PRDE 120G LV | PRDE 12G LV | PRDE 60G LV | | |
| | | | PRTU 120G RM | PRTU 12G RM | PRTU 60G RM | PRTU 36G RM | MK.PRTU 30G |
| | | | PRTU 120G LV | PRTU 12G LV | PRTU 60G LV | | |



AG

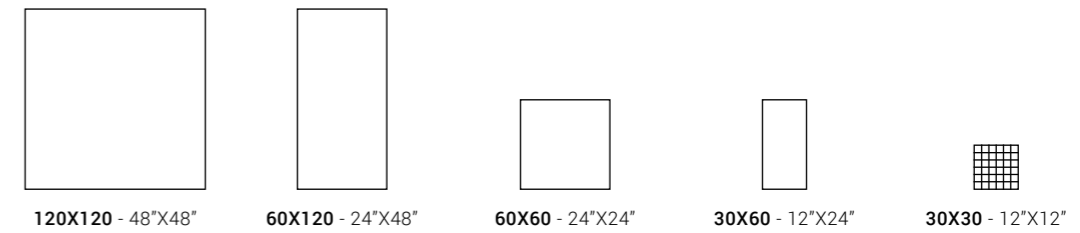


W



| 120X120 - 48"X48" | 60X120 - 24"X48" | 60X60 - 24"X24" | 30X60 - 12"X24" | 30X30 - 12"X12" |
|-------------------|------------------|-----------------|-----------------|-----------------|
| PRDE 120AG RM | PRDE 12AG RM | PRDE 60AG RM | PRDE 36AG RM | MK.PRDE 30AG |
| PRDE RB120AG RM | PRDE RB12AG RM | PRDE RB60AG RM | | |
| PRDE 120AG LV | PRDE 12AG LV | PRDE 60AG LV | | |
| PRTU 120AG RM | PRTU 12AG RM | PRTU 60AG RM | PRTU 36AG RM | MK.PRTU 30AG |
| PRTU 120AG LV | PRTU 12AG LV | PRTU 60AG LV | | |

- N
- N
- L
- N
- L



| 120X120 - 48"X48" | 60X120 - 24"X48" | 60X60 - 24"X24" | 30X60 - 12"X24" | 30X30 - 12"X12" |
|-------------------|------------------|-----------------|-----------------|-----------------|
| PRDE 120W RM | PRDE 12W RM | PRDE 60W RM | PRDE 36W RM | MK.PRDE 30W |
| PRDE RB120W RM | PRDE RB12W RM | PRDE RB60W RM | | |
| PRDE 120W LV | PRDE 12W LV | PRDE 60W LV | | |
| PRTU 120W RM | PRTU 12W RM | PRTU 60W RM | PRTU 36W RM | MK.PRTU 30W |
| PRTU 120W LV | PRTU 12W LV | PRTU 60W LV | | |

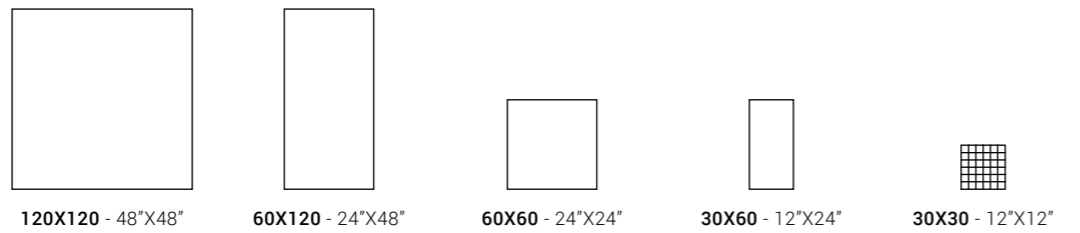
- N
- N
- L
- N
- L



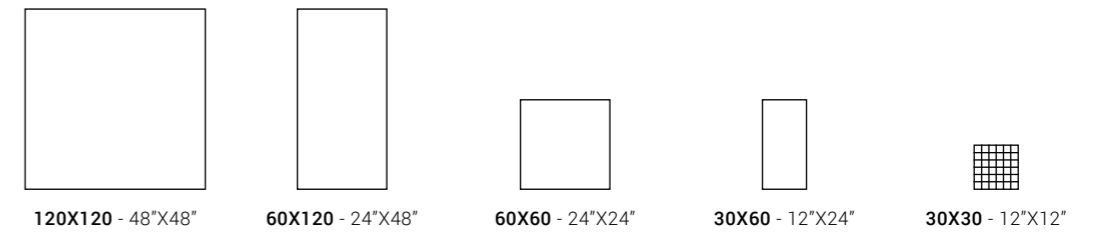
A



B



| | | | | | | | |
|--|--|--|----------------|---------------|---------------|-------------|-------------|
| | | | PRDE 120A RM | PRDE 12A RM | PRDE 60A RM | PRDE 36A RM | MK.PRDE 30A |
| | | | PRDE RB120A RM | PRDE RB12A RM | PRDE RB60A RM | | |
| | | | PRDE 120A LV | PRDE 12A LV | PRDE 60A LV | | |
| | | | PRTU 120A RM | PRTU 12A RM | PRTU 60A RM | PRTU 36A RM | MK.PRTU 30A |
| | | | PRTU 120A LV | PRTU 12A LV | PRTU 60A LV | | |



| | | | | | | | |
|--|--|--|----------------|---------------|---------------|-------------|-------------|
| | | | PRDE 120B RM | PRDE 12B RM | PRDE 60B RM | PRDE 36B RM | MK.PRDE 30B |
| | | | PRDE RB120B RM | PRDE RB12B RM | PRDE RB60B RM | | |
| | | | PRDE 120B LV | PRDE 12B LV | PRDE 60B LV | | |
| | | | PRTU 120B RM | PRTU 12B RM | PRTU 60B RM | PRTU 36B RM | MK.PRTU 30B |
| | | | PRTU 120B LV | PRTU 12B LV | PRTU 60B LV | | |

PEZZI SPECIALI

SPECIAL PIECES / PIÈCES SPÉCIALES / FORMTEILE / PIEZAS ESPECIALES / СПЕЦИАЛЬНЫЕ ЭЛЕМЕНТЫ / 特制件

| | | | | |
|---------|------------------|----------------------|------------|------------------|
| | | | | |
| | 6X120-2.4\"X48\" | 120X32,5-48\"X12.8\" | | 6X120-2.4\"X48\" |
| PRDE DG | PRDE BT120DG | PRDE G120DG | PRDE DG LV | PRDE BT120DG LV |
| PRDE G | PRDE BT120G | PRDE G120G | PRDE G LV | PRDE BT120G LV |
| PRDE AG | PRDE BT120AG | PRDE G120AG | PRDE AG LV | PRDE BT120AG LV |
| PRDE W | PRDE BT120W | PRDE G120W | PRDE W LV | PRDE BT120W LV |
| PRDE A | PRDE BT120A | PRDE G120A | PRDE A LV | PRDE BT120A LV |
| PRDE B | PRDE BT120B | PRDE G120B | PRDE B LV | PRDE BT120B LV |

| | |
|------------|---------------------------|
| | |
| | 20X60x4-2.4\"X24\" X1.6\" |
| PRDE DG RB | PRDE E RB60DG |
| PRDE G RB | PRDE E RB60G |
| PRDE AG RB | PRDE E RB60AG |
| PRDE W RB | PRDE E RB60W |
| PRDE A RB | PRDE E RB60A |
| PRDE B RB | PRDE E RB60B |

| | | | | |
|---------|------------------|----------------------|------------|------------------|
| | | | | |
| | 6X120-2.4\"X48\" | 120X32,5-48\"X12.8\" | | 6X120-2.4\"X48\" |
| PRTU DG | PRTU BT120DG | PRTU G120DG | PRTU DG LV | PRTU BT120DG LV |
| PRTU G | PRTU BT120G | PRTU G120G | PRTU G LV | PRTU BT120G LV |
| PRTU AG | PRTU BT120AG | PRTU G120AG | PRTU AG LV | PRTU BT120AG LV |
| PRTU W | PRTU BT120W | PRTU G120W | PRTU W LV | PRTU BT120W LV |
| PRTU A | PRTU BT120A | PRTU G120A | PRTU A LV | PRTU BT120A LV |
| PRTU B | PRTU BT120B | PRTU G120B | PRTU B LV | PRTU BT120B LV |

IMBALLI

PACKAGING / EMBALLAGES / VERPACKUNGEN / EMBALAJES / УПАКОВКИ / 包装

| FORMATO NOMINALE NOMINAL SIZE | BORDO EDGE | SPESSORE THICKNESS | BOX | | | PALLET | | |
|----------------------------------|---------------|-----------------------|-------------------|------------------|------------------|----------------------------|------------------------|------------------------|
| | | | PZ/BOX PCS/BOX | MQ/BOX SM/BOX | KG/BOX KG/BOX | BOX/PALLET BOXES/PALLET | MQ/PALLET SM/PALLET | KG/PALLET KG/PALLET |
| 120X120 L-48\"X48\" | RECTIFIED | 10,5 | 1 | 1,44 | 35,95 | 36 | 51,84 | 1314,35 |
| 120X120-48\"X48\" | RECTIFIED | 10,5 | 1 | 1,44 | 36,35 | 36 | 51,84 | 1328,60 |
| 60X120 L-24\"X48\" | RECTIFIED | 10,5 | 2 | 1,44 | 34,92 | 27 | 38,88 | 962,86 |
| 60X120-24\"X48\" | RECTIFIED | 10,5 | 2 | 1,44 | 35,48 | 27 | 38,88 | 978,05 |
| 60X60 L-24\"X24 | RECTIFIED | 10,5 | 3 | 1,08 | 26,28 | 32 | 34,56 | 860,80 |
| 60X60-24\"X24 | RECTIFIED | 10,5 | 3 | 1,08 | 26,49 | 32 | 34,56 | 867,82 |
| 30X60-12\"X24\" | RECTIFIED | 10,5 | 5 | 0,90 | 21,78 | 48 | 43,20 | 1065,60 |
| 30X30-12\"X12\" MOSAIC | RECTIFIED | 10,5 | 6 | 0,54 | 12,52 | 48 | 25,92 | 620,72 |

CARATTERISTICHE TECNICHE SPECIFICHE

TECHNICAL FEATURES SPECIFICATIONS / CARACTÉRISTIQUES TECHNIQUES SPÉCIFIQUE / TECHNISCHE EIGENSCHAFTEN
CARACTERÍSTICAS TÉCNICAS ESPECÍFICAS / ТРЕБУЕМЫЕ ТЕХНИЧЕСКИЕ ХАРАКТЕРИСТИКИ / 特殊技术规格

| PARADE | DIN EN 16165 Annex B / DIN 51130 (R) | DIN EN 16165 Annex A / DIN 51097 (A+B+C) | B.C.R. DM 14/6/89 N. 236 | | PENDULUM BS EN16165 Annex C / BS7976 (INGLESE) | PENDULUM AS/NZS 4856 (AUSTRALIANO) | PENDULUM UNE 41901/ 12633 (SPAGNOLO) | BOT 3000 (DCOF) ANSI 326.3 (AMERICANO) |
|-----------|---|---|--------------------------------|------|---|--|---|---|
| | | | C.A. | G.B. | | | | |
| PARADE | R10 | A | >0.4 | >0.4 | >25 | >25 | 1 | >0,42 |
| PARADE RB | R11 | B+C | >0.4 | >0.4 | >36 | >35 | 3 | >0,42 |

Valori medi riferiti al prodotto integro prima della posa. / Average value referred to the full tile before installation.

CONCRETE PROJECT



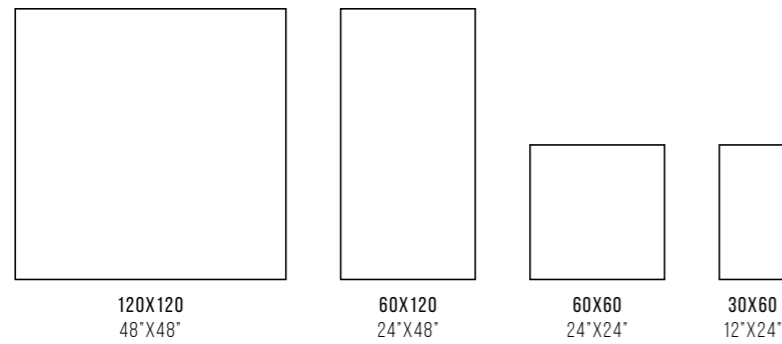
THROUGH-BODY PORCELAIN TILE

HIGH PERFORMANCE

GRES PORCELLANATO A TUTTA MASSA / GRÈS CÉRAME PLEINE MASSE / DURCHGEFÄRBTES FEINSTEINZEUG
GRES PORCELÁNICO A TODA MASA / ПОЛНОТЕЛЫЙ КЕРАМОГРАНИТ / 通体瓷质砖

CONFORME / ACCORDING TO / CONFORME / KONFORM / CONFORME / СООТВЕТСТВУЕТ / 合格


UNI EN 14411 - G B1a



HIGH PERFORMANCE

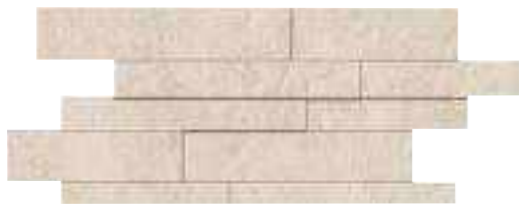
CONCRETE PROJECT






A

B



MU.CONPROJ 36A
30X60-12"X24"  

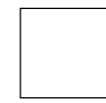
MU.CONPROJ 36B
30X60-12"X24"  



120X120-48"X48"



60X120-24"X48"







60X60-24"X24"



30X60-12"X24"



30X30-12"X12"


| | | |
|---|---|---|
|  |  |  |
|  |  |  |
|  |  |  |
|  |  |  |
|  |  |  |
|  |  |  |

| | | | | |
|-----------------|----------------|----------------|---------------|----------------|
| CONPROJ 120A | CONPROJ 12A | CONPROJ 60A | CONPROJ 36A | MK.CONPROJ 30A |
| CONPROJ 120A LP | CONPROJ 12A LP | CONPROJ 60A LP | | |
| | | CONPROJ RB60A | CONPROJ RB36A | |
| CONPROJ 120B | CONPROJ 12B | CONPROJ 60B | CONPROJ 36B | MK.CONPROJ 30B |
| CONPROJ 120B LP | CONPROJ 12B LP | CONPROJ 60B LP | | |
| | | CONPROJ RB60B | CONPROJ RB36B | |




W

G



MU.CONPROJ 36W
30X60-12"X24"  

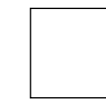
MU.CONPROJ 36G
30X60-12"X24"  



120X120-48"X48"



60X120-24"X48"





















60X60-24"X24"



30X60-12"X24"



30X30-12"X12"

| | | |
|---|---|---|
|  |  |  |
|  |  |  |
|  |  |  |
|  |  |  |
|  |  |  |
|  |  |  |

| | | | | |
|-----------------|----------------|----------------|---------------|----------------|
| CONPROJ 120W | CONPROJ 12W | CONPROJ 60W | CONPROJ 36W | MK.CONPROJ 30W |
| CONPROJ 120W LP | CONPROJ 12W LP | CONPROJ 60W LP | | |
| | | CONPROJ RB60W | CONPROJ RB36W | |
| CONPROJ 120G | CONPROJ 12G | CONPROJ 60G | CONPROJ 36G | MK.CONPROJ 30G |
| CONPROJ 120G LP | CONPROJ 12G LP | CONPROJ 60G LP | | |
| | | CONPROJ RB60G | CONPROJ RB36G | |



DG




MU.CONPROJ 36DG
30X60-12*X24" △ 3

N



MU.CONPROJ 36N
30X60-12*X24" △ 3



120X120-48*X48"



60X120-24*X48"




60X60-24*X24"



30X60-12*X24"



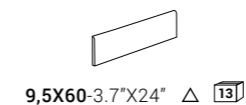
30X30-12*X12"



| | | | | |
|-----------------|----------------|----------------|----------------|-----------------|
| CONPROJ 120DG | CONPROJ 12DG | CONPROJ 60DG | CONPROJ 36DG | MK.CONPROJ 30DG |
| CONPROJ 120DGLP | CONPROJ 12DGLP | CONPROJ 60DGLP | | |
| | | CONPROJ RB60DG | CONPROJ RB36DG | |
| CONPROJ 120N | CONPROJ 12N | CONPROJ 60N | CONPROJ 36N | MK.CONPROJ 30N |
| CONPROJ 120N LP | CONPROJ 12N LP | CONPROJ 60N LP | | |
| | | CONPROJ RB60N | CONPROJ RB36N | |

PEZZI SPECIALI

SPECIAL PIECES / PIÈCES SPÉCIALES / FORMTEILE / PIEZAS ESPECIALES / СПЕЦИАЛЬНЫЕ ЭЛЕМЕНТЫ / 特制件



| | | |
|----|-----------------|----------------|
| A | CONPROJ BT 60A | CONPROJ G120A |
| B | CONPROJ BT 60B | CONPROJ G120B |
| W | CONPROJ BT 60W | CONPROJ G120W |
| G | CONPROJ BT 60G | CONPROJ G120G |
| DG | CONPROJ BT 60DG | CONPROJ G120DG |
| N | CONPROJ BT 60N | CONPROJ G120N |

IMBALLI

PACKAGING / EMBALLAGES / VERPACKUNGEN / EMBALAJES / УПАКОВКИ / 包装

| FORMATO NOMINALE NOMINAL SIZE | BORDO EDGE | SPESSORE THICKNESS | BOX | | | PALLET | | |
|----------------------------------|---------------|-----------------------|-------------------|------------------|------------------|----------------------------|------------------------|------------------------|
| | | | PZ/BOX PCS/BOX | MQ/BOX SM/BOX | KG/BOX KG/BOX | BOX/PALLET BOXES/PALLET | MQ/PALLET SM/PALLET | KG/PALLET KG/PALLET |
| 120X120-48*X48" | RECTIFIED | 10,5 | 1 | 1,44 | 36,09 | 36 | 51,84 | 1319,15 |
| 60X120-24*X48" | RECTIFIED | 10,5 | 2 | 1,44 | 35,37 | 27 | 38,88 | 975,01 |
| 60X60-24*X24" | RECTIFIED | 10,5 | 3 | 1,08 | 25,99 | 32 | 34,56 | 851,75 |
| 30X60-12*X24" | RECTIFIED | 10,5 | 5 | 0,90 | 21,52 | 48 | 43,20 | 1052,80 |
| 30X30-12*X12" MOSAIC | RECTIFIED | 10,5 | 4 | 0,36 | 8,36 | 72 | 25,92 | 621,92 |


CARATTERISTICHE TECNICHE SPECIFICHE

TECHNICAL FEATURES SPECIFICATIONS / CARACTÉRISTIQUES TECHNIQUES SPÉCIFIQUE / TECHNISCHE EIGENSCHAFTEN
CARACTERÍSTICAS TÉCNICAS ESPECÍFICAS / ТРЕБУЕМЫЕ ТЕХНИЧЕСКИЕ ХАРАКТЕРИСТИКИ / 特殊技术规格

| CONPROJ | DIN EN 16165 Annex B / DIN 51130 (R) | DIN EN 16165 Annex A / DIN 51097 (A+B+C) | B.C.R. DM 14/6/89 N. 236 | | PENDULUM BS EN16165 Annex C / BS7976 (INGLESE) | PENDULUM AS/NZS 4856 (AUSTRALIANO) | PENDULUM UNE 41901/ 12633 (SPAGNOLO) | BOT 3000 (DCOF) ANSI 326.3 (AMERICANO) |
|------------|---|---|--------------------------------|------|---|--|---|---|
| | | | C.A. | G.B. | | | | |
| CONPROJ | R10 | A | >0.4 | >0.4 | >25 | - | 1 | >0,42 |
| CONPROJ RB | R11 | A+B | >0.4 | >0.4 | >36 | >35 | 3 | >0,42 |

Valori medi riferiti al prodotto integro prima della posa. / Average value referred to the full tile before installation.

MICRON 2.0



THROUGH-BODY PORCELAIN TILE



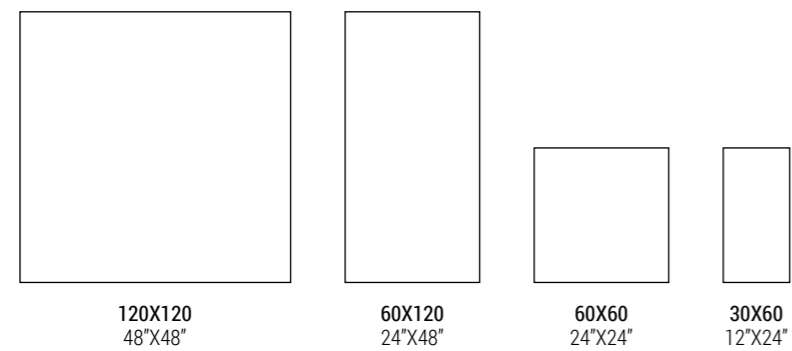
HIGH PERFORMANCE + RESTORABLE POLISHED FINISH *

GRES PORCELLANATO A TUTTA MASSA / GRÈS CÉRAME PLEINE MASSE / DURCHGEFÄRBTES FEINSTEINZEUG
GRES PORCELÁNICO A TODA MASA / ПОЛНОТЕЛЫЙ КЕРАМОГРАНИТ / 通体瓷质砖

CONFORME / ACCORDING TO / CONFORME / KONFORM / CONFORME / СООТВЕТСТВУЕТ / 合格

UNI EN 14411 - G BIa

* on account of the nature of the product that maintains its aesthetic characteristics throughout the entire body of the material, the polished finish can be restored to eliminate any small surface marks that may have been generated by years of foot traffic.





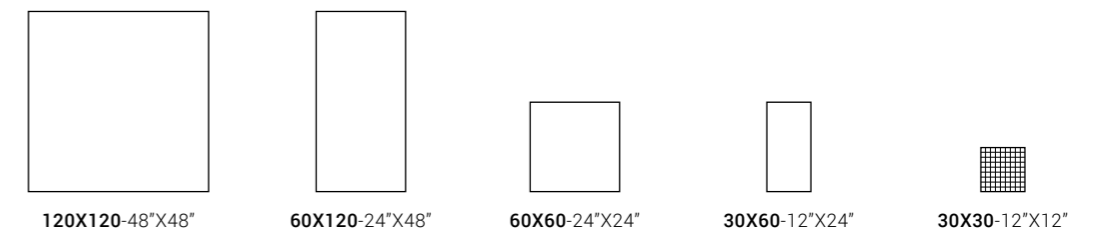
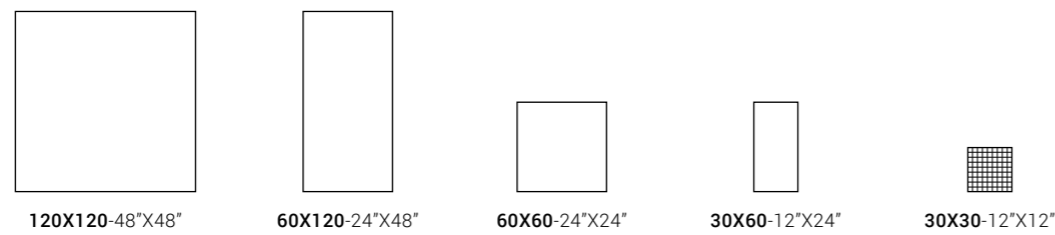
A

B






T

N



| | | | | | | | |
|--|--|--|------------|-----------|------------|------------|--------------|
| | | | M2.0 120A | M2.0 12A | M2.0 60A | M2.0 36A | MK.M2.0 30A |
| | | | M2.0 120AL | M2.0 12AL | M2.0 60AL | M2.0 36AL | |
| | | | | | | | MK.M2.0 30AL |
| | | | | | M2.0 RB60A | M2.0 RB36A | |
| | | | M2.0 120B | M2.0 12B | M2.0 60B | M2.0 36B | MK.M2.0 30B |
| | | | M2.0 120BL | M2.0 12BL | M2.0 60BL | M2.0 36BL | |
| | | | | | | | MK.M2.0 30BL |
| | | | | | M2.0 RB60B | M2.0 RB36B | |

| | | | | | | | |
|--|--|--|------------|-----------|------------|------------|--------------|
| | | | M2.0 120T | M2.0 12T | M2.0 60T | M2.0 36T | MK.M2.0 30T |
| | | | M2.0 120TL | M2.0 12TL | M2.0 60TL | M2.0 36TL | |
| | | | | | | | MK.M2.0 30TL |
| | | | | | M2.0 RB60T | M2.0 RB36T | |
| | | | M2.0 120N | M2.0 12N | M2.0 60N | M2.0 36N | MK.M2.0 30N |
| | | | M2.0 120NL | M2.0 12NL | M2.0 60NL | M2.0 36NL | |
| | | | | | | | MK.M2.0 30NL |
| | | | | | M2.0 RB60N | M2.0 RB36N | |




W

GH

G

DG



120X120-48\"/>



60X120-24\"/>



60X60-24\"/>




30X60-12\"/>

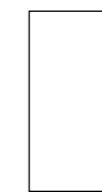


30X30-12\"/>

| | | | | | | |
|--|--|-------------|------------|-------------|-------------|---------------|
| | | M2.0 120W | M2.0 12W | M2.0 60W | M2.0 36W | MK.M2.0 30W |
| | | M2.0 120WL | M2.0 12WL | M2.0 60WL | M2.0 36WL | |
| | | | | | | MK.M2.0 30WL |
| | | | | M2.0 RB60W | M2.0 RB36W | |
| | | M2.0 120GH | M2.0 12GH | M2.0 60GH | M2.0 36GH | MK.M2.0 30GH |
| | | M2.0 120GHL | M2.0 12GHL | M2.0 60GHL | M2.0 36GHL | |
| | | | | | | MK.M2.0 30GHL |
| | | | | M2.0 RB60GH | M2.0 RB36GH | |



120X120-48\"/>



60X120-24\"/>



60X60-24\"/>



30X60-12\"/>

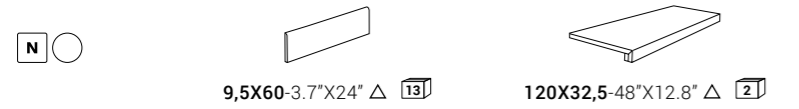


30X30-12\"/>

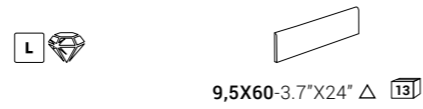
| | | | | | | |
|--|--|-------------|------------|-------------|-------------|---------------|
| | | M2.0 120G | M2.0 12G | M2.0 60G | M2.0 36G | MK.M2.0 30G |
| | | M2.0 120GL | M2.0 12GL | M2.0 60GL | M2.0 36GL | |
| | | | | | | MK.M2.0 30GL |
| | | | | M2.0 RB60G | M2.0 RB36G | |
| | | M2.0 120DG | M2.0 12DG | M2.0 60DG | M2.0 36DG | MK.M2.0 30DG |
| | | M2.0 120DGL | M2.0 12DGL | M2.0 60DGL | M2.0 36DGL | |
| | | | | | | MK.M2.0 30DGL |
| | | | | M2.0 RB60DG | M2.0 RB36DG | |

PEZZI SPECIALI

SPECIAL PIECES / PIÈCES SPÉCIALES / FORMTEILE / PIEZAS ESPECIALES / СПЕЦИАЛЬНЫЕ ЭЛЕМЕНТЫ / 特制件



| | 9,5X60-3.7\"X24\" △ 13 | 120X32,5-48\"X12.8\" △ 2 |
|-----------|------------------------|--------------------------|
| A | M2.0 BT 60A | M2.0 G120A |
| B | M2.0 BT 60B | M2.0 G120B |
| T | M2.0 BT 60T | M2.0 G120T |
| N | M2.0 BT 60N | M2.0 G120N |
| W | M2.0 BT 60W | M2.0 G120W |
| GH | M2.0 BT 60GH | M2.0 G120GH |
| G | M2.0 BT 60G | M2.0 G120G |
| DG | M2.0 BT 60DG | M2.0 G120DG |



| | 9,5X60-3.7\"X24\" △ 13 |
|-----------|------------------------|
| A | M2.0 BT 60AL |
| B | M2.0 BT 60BL |
| T | M2.0 BT 60TL |
| N | M2.0 BT 60NL |
| W | M2.0 BT 60WL |
| GH | M2.0 BT 60GHL |
| G | M2.0 BT 60GL |
| DG | M2.0 BT 60DGL |

IMBALLI

PACKAGING / EMBALLAGES / VERPACKUNGEN / EMBALAJES / УПАКОВКИ / 包装

| FORMATO NOMINALE NOMINAL SIZE | BORDO EDGE | SPESSORE THICKNESS | BOX | | | PALLET | | |
|----------------------------------|---------------|-----------------------|-------------------|------------------|------------------|----------------------------|------------------------|------------------------|
| | | | PZ/BOX PCS/BOX | MQ/BOX SM/BOX | KG/BOX KG/BOX | BOX/PALLET BOXES/PALLET | MQ/PALLET SM/PALLET | KG/PALLET KG/PALLET |
| 120X120 L-48\"X48\" | RECTIFIED | 10,5 | 1 | 1,44 | 35,43 | 36 | 51,84 | 1295,53 |
| 120X120-48\"X48\" | RECTIFIED | 10,5 | 1 | 1,44 | 35,76 | 36 | 51,84 | 1307,23 |
| 60X120 L-24\"X48\" | RECTIFIED | 10,5 | 2 | 1,44 | 34,85 | 27 | 38,88 | 960,95 |
| 60X120-24\"X48\" | RECTIFIED | 10,5 | 2 | 1,44 | 35,07 | 27 | 38,88 | 966,86 |
| 60X60 L-24\"X24\" | RECTIFIED | 10,5 | 3 | 1,08 | 25,78 | 32 | 34,56 | 844,80 |
| 60X60-24\"X24\" | RECTIFIED | 10,5 | 3 | 1,08 | 25,85 | 32 | 34,56 | 847,10 |
| 30X60 L-12\"X24\" | RECTIFIED | 10,5 | 5 | 0,90 | 21,41 | 48 | 43,20 | 1047,80 |
| 30X60-12\"X24\" | RECTIFIED | 10,5 | 5 | 0,90 | 21,44 | 48 | 43,20 | 1049,13 |
| 30X30 L-12\"X12\" MOSAIC | RECTIFIED | 10,5 | 4 | 0,36 | 7,94 | 72 | 25,92 | 591,39 |
| 30X30-12\"X12\" MOSAIC | RECTIFIED | 10,5 | 4 | 0,36 | 7,96 | 72 | 25,92 | 593,12 |

CARATTERISTICHE TECNICHE SPECIFICHE

TECHNICAL FEATURES SPECIFICATIONS / CARACTÉRISTIQUES TECHNIQUES SPÉCIFIQUE / TECHNISCHE EIGENSCHAFTEN
CARACTERÍSTICAS TÉCNICAS ESPECÍFICAS / ТРЕБУЕМЫЕ ТЕХНИЧЕСКИЕ ХАРАКТЕРИСТИКИ / 特殊技术规格

| | DIN EN 16165 Annex B / DIN 51130 (R) | DIN EN 16165 Annex A / DIN 51097 (A+B+C) | B.C.R. DM 14/6/89 N. 236 | | PENDULUM BS EN16165 Annex C / BS7976 (INGLESE) | PENDULUM AS/NZS 4856 (AUSTRALIANO) | PENDULUM UNE 41901/ 12633 (SPAGNOLO) | BOT 3000 (DCOF) ANSI 326.3 (AMERICANO) |
|----------------|---|---|--------------------------------|------|---|--|---|---|
| | | | C.A. | G.B. | | | | |
| M2.0 | R10 | A | >0.4 | >0.4 | - | - | 1 | >0,42 |
| M2.0 RB | R11 | B+C | >0.4 | >0.4 | >36 | >35 | 2 | >0,42 |

Valori medi riferiti al prodotto integro prima della posa. / Average value referred to the full tile before installation.

PRODUCT GUIDE

| | |
|--|-----|
| Certificazioni Certifications Certificacions Zertifizierungen Certificaciones сертификаты 认证 | 528 |
| Caratteristiche Tecniche Gres Porcellanato Technical specifications Porcelain Stoneware Caractéristiques techniques Grès Cérame Technische eigenschaften steinzeug Características técnicas Gres Porcelánico технические характеристики фарфоровый грес 技术特性 瓷砖 | 530 |
| Manutenzione Maintenance Entretien Pflege Mantenimiento УХОД 维护 | 540 |
| Sicurezza nell'utilizzo dei prodotti di Cooperativa Ceramica d'Imola Safety when using Cooperativa Ceramica d'Imola products Sécurité avec l'utilisation des produits Cooperativa Ceramica d'Imola Sicherheit bei der verwendung der produkte von Cooperativa Ceramica d'Imola Seguridad durante el uso de los productos de Cooperativa Ceramica d'Imola безопасность применения продукции "Cooperativa Ceramica d'Imola" Imola陶瓷合作公司产品使用安全指南 | 542 |

CERTIFICAZIONI

CERTIFICATIONS / CERTIFICAZIONI
 ZERTIFIZIERUNGEN / CERTIFICACIONES
 СЕРТИФИКАТЫ / 认证

COOPERATIVA

CERAMICA

IMOLA - DAL 1874

CERTIFIED MANAGEMENT SYSTEMS

| | | |
|------------------------------|------------------------------------|--|
| SAFETY UNI ISO 45001:2018 | MANAGEMENT UNI EN ISO 9001:2015 | ENVIRONMENTAL UNI EN ISO 14001:2015 |
|------------------------------|------------------------------------|--|

CERTIQUALITY



CERTIFICAZIONE CERTIQUALITY
 CERTIFICAZIONE CERTIQUALITY
 CERTIFICATO 1102

COOPERATIVA CERAMICA D'IMOLA S.C.
 IT - 40026 IMOLA (BO) - VIA VITTORIO VENETO 13
 NELLA SEDE/SEDI/SEDI OPERATIVE IN TUTTE LE LOCALITÀ OPERATIVE/SEDI

IT - 40026 IMOLA (BO) - VIA VITTORIO VENETO 13
 IT - 40026 IMOLA (BO) - VIA CORRECHIO 32
 IT - 40026 BORDO TOSCANINO (BO) - VIA PALMADISAN 1/3
 IT - 40018 FAENZA (RA) - VIA PANIA 10

UNI EN ISO 9001:2015
 PER LA SEDE/SEDI/SEDI OPERATIVE/SEDI OPERATIVE

SERVIZIO CISA IAF 15

Progettazione, sviluppo, produzione attraverso le operazioni di macinazione, essiccazione, pressatura, essiccamento, smaltatura, cottura a ventola e assemblaggio al cliente (per personalizzato e standard) per marchi: Imola Ceramica, La Faenza Ceramica, Lacerato ceramica.

Design, development, manufacturing by operations of grinding, atomization, pressing, drying, enamelling, firing, setting, and servicing of stoneware and double-fired porcelain the following brands: Imola Ceramica, La Faenza Ceramica, Lacerato ceramica.

Data Esibizione corrente: 03/05/2022
 Data Scadenza: 03/03/2024

Cesare Puccini - Presidente

CERTIFICAZIONE CERTIQUALITY
 CERTIFICAZIONE CERTIQUALITY
 CERTIFICATO DI CONCESSIONE DEL DIRITTO D'USO DEL MARCHIO CERTIQUALITY-UNI DI CONFORMITÀ ALLA NORMA UNI EN 14411:2016 PER LE PIASTRELLE DI CERAMICA

ORGANIZZAZIONE:
 Cooperativa Ceramica d'Imola S.c.
 20046 IMOLA - Via Vittorio Veneto,13

CONCESSIONE N.:
 PT 0281

STABILIMENTO: 20046 Imola - Via Correchio 32
 Gruppo di prodotto: B I a Superficie: non smaltata Resistenza al gelo: garantita

Serie commerciali oggetto della concessione:
 MASH UP, SLASH, SHADES, STILE, LETTIBEE, CENTO PER CENTO

Data Esibizione corrente: 03/05/2022
 Data Scadenza: 03/03/2024

Cesare Puccini - Presidente

CERTIFICAZIONE CERTIQUALITY
 CERTIFICAZIONE CERTIQUALITY
 CERTIFICATO 51909

COOPERATIVA CERAMICA D'IMOLA S.C.
 IT - 40026 IMOLA (BO) - VIA VITTORIO VENETO 13
 IT - 40026 IMOLA (BO) - VIA CORRECHIO 32
 IT - 40026 BORDO TOSCANINO (BO) - VIA PALMADISAN 1/3
 IT - 40018 FAENZA (RA) - VIA PANIA 10

UNI ISO 45001:2018
 PER LA SEDE/SEDI/SEDI OPERATIVE/SEDI OPERATIVE

SERVIZIO CISA IAF 15

Progettazione, sviluppo, produzione attraverso le operazioni di macinazione, essiccazione, pressatura, essiccamento, smaltatura, cottura a ventola e assemblaggio al cliente (per personalizzato e standard) per marchi: Imola Ceramica, La Faenza Ceramica, Lacerato ceramica.

Design, development, manufacturing by operations of grinding, atomization, pressing, drying, enamelling, firing, setting, and servicing of stoneware and double-fired porcelain the following brands: Imola Ceramica, La Faenza Ceramica, Lacerato ceramica.

Data Esibizione corrente: 03/05/2022
 Data Scadenza: 03/03/2024

Cesare Puccini - Presidente

EDUVARIA DELLA BRUKARNOVA AMBERG
 APRETTATA 533

COOPERATIVA CERAMICA D'IMOLA S.C.
 IT - 40026 IMOLA (BO) - VIA VITTORIO VENETO 13
 IT - 40026 IMOLA (BO) - VIA CORRECHIO 32
 IT - 40026 BORDO TOSCANINO (BO) - VIA PALMADISAN 1/3
 IT - 40018 FAENZA (RA) - VIA PANIA 10

UNI EN ISO 14001:2015
 PER LA SEDE/SEDI/SEDI OPERATIVE/SEDI OPERATIVE

SERVIZIO CISA IAF 15

Progettazione, sviluppo, produzione attraverso le operazioni di macinazione, essiccazione, pressatura, essiccamento, smaltatura, cottura a ventola e assemblaggio al cliente (per personalizzato e standard) per marchi: Imola Ceramica, La Faenza Ceramica, Lacerato ceramica.

Design, development, manufacturing by operations of grinding, atomization, pressing, drying, enamelling, firing, setting, and servicing of stoneware and double-fired porcelain the following brands: Imola Ceramica, La Faenza Ceramica, Lacerato ceramica.

Data Esibizione corrente: 03/05/2022
 Data Scadenza: 03/03/2024

Cesare Puccini - Presidente

CERTIFICAZIONE CERTIQUALITY
 CERTIFICAZIONE CERTIQUALITY
 CERTIFICATO 14673

COOPERATIVA CERAMICA D'IMOLA S.C.
 IT - 40026 IMOLA (BO) - VIA VITTORIO VENETO 13
 IT - 40026 IMOLA (BO) - VIA CORRECHIO 32
 IT - 40026 BORDO TOSCANINO (BO) - VIA PALMADISAN 1/3
 IT - 40018 FAENZA (RA) - VIA PANIA 10

UNI EN ISO 14001:2015
 PER LA SEDE/SEDI/SEDI OPERATIVE/SEDI OPERATIVE

SERVIZIO CISA IAF 15

Progettazione, sviluppo, produzione attraverso le operazioni di macinazione, essiccazione, pressatura, essiccamento, smaltatura, cottura a ventola e assemblaggio al cliente (per personalizzato e standard) per marchi: Imola Ceramica, La Faenza Ceramica, Lacerato ceramica.

Design, development, manufacturing by operations of grinding, atomization, pressing, drying, enamelling, firing, setting, and servicing of stoneware and double-fired porcelain the following brands: Imola Ceramica, La Faenza Ceramica, Lacerato ceramica.

Data Esibizione corrente: 03/05/2022
 Data Scadenza: 03/03/2024

Cesare Puccini - Presidente

CERTIFICAZIONE CERTIQUALITY
 CERTIFICAZIONE CERTIQUALITY
 CERTIFICATO DI CONCESSIONE DEL DIRITTO D'USO DEL MARCHIO CERTIQUALITY-UNI DI CONFORMITÀ ALLA NORMA UNI EN 14411:2016 PER LE PIASTRELLE DI CERAMICA

ORGANIZZAZIONE:
 Cooperativa Ceramica d'Imola S.c.
 20046 IMOLA - Via Vittorio Veneto,13

CONCESSIONE N.:
 PT 0282

STABILIMENTO: 20046 IMOLA - Via Correchio 32
 Gruppo di prodotto: B II Superficie: smaltata Resistenza al gelo: non garantita

Serie commerciali oggetto della concessione:
 MASH UP, SLASH, SHADES, STILE, LETTIBEE, CENTO PER CENTO

Data Esibizione corrente: 03/05/2022
 Data Scadenza: 03/03/2024

Cesare Puccini - Presidente

CERTIFICAZIONE CERTIQUALITY
 CERTIFICAZIONE CERTIQUALITY
 CERTIFICATO DI CONCESSIONE DEL DIRITTO D'USO DEL MARCHIO CERTIQUALITY-UNI DI CONFORMITÀ ALLA NORMA UNI EN 14411:2016 PER LE PIASTRELLE DI CERAMICA

ORGANIZZAZIONE:
 Cooperativa Ceramica d'Imola S.c.
 20046 IMOLA - Via Vittorio Veneto,13

CONCESSIONE N.:
 PT 0280

STABILIMENTO: 20046 IMOLA - Via Correchio, 32
 Gruppo di prodotto: B I a Superficie: smaltata Resistenza al gelo: garantita

Serie commerciali oggetto della concessione:
 AZUMA, BIANCO, EPOXY MAT SURFACE, EPOXY POLISHED SURFACE, FAR MAT SURFACE, TRAIL 18, K-ROCK AS, LEGNO, KOSH, LMRXX

Data Esibizione corrente: 03/05/2022
 Data Scadenza: 03/03/2024

Cesare Puccini - Presidente



GUIDA AL PRODOTTO

PRODUCT GUIDE / GUIDE AU PRODUIT / INFORMATIONEN ZUM PRODUKT
GUÍA DEL PRODUCTO / РУКОВОДСТВО ПО ПРОДУКТУ / 产品指南

CARATTERISTICHE TECNICHE GRES PORCELLANATO UNI EN 14411 (ISO 13006) - Bla (Appendice G)

Le piastrelle in gres porcellanato vengono prodotte utilizzando materie prime selezionate e particolarmente pure, soggette alle più moderne tecnologie di estrazione e controllo. Il prodotto così realizzato è un gres porcellanato di altissima qualità ottenuto tramite macinazione ad umido delle materie prime, successivo essiccamento parziale mediante atomizzazione, opportuno stazionamento in silos al fine di omogeneizzare le caratteristiche, pressatura o compattazione con presse idrauliche ad elevata potenza con pressioni specifiche oltre i 500 Kg/cm². L'elevata forza di pressatura permette di ottenere, dopo opportuno trattamento termico a temperature di circa 1200°C, un corpo ceramico altamente compatto e resistente con un bassissimo assorbimento d'acqua inferiore allo 0,1% (UNI EN ISO 10545-3) ed un'elevatissima resistenza meccanica che supera come valore medio i 45 N/mm², rispetto ai 35N/mm² richiesti (UNI EN ISO 10545-4). Il gres porcellanato presenta un'elevata resistenza all'abrasione profonda, inferiore a 140 mm³ di materiale asportato, rispetto ai 175 mm³ previsti dalla Norma UNI EN ISO 10545-6; per questo motivo è particolarmente indicato per ambienti ad elevato traffico. La bassa porosità fa sì che il prodotto risulti ingelivo e classificato Bla secondo la Norma UNI EN 14411, essendo l'assorbimento d'acqua inferiore allo 0,1%. La resistenza chimica agli acidi e alle basi (UNI EN ISO 10545-13) lo rende particolarmente adatto anche per ambienti dove vengono utilizzati prodotti aggressivi, quali agenti chimici, ad esempio strutture ospedaliere, industrie chimiche e farmaceutiche nonché in industrie alimentari. I prodotti in gres porcellanato vengono forniti in un'ampia gamma di formati e finiture: naturale, levigata, lappata, patinata, strutturata e bocciardata.

CONSIGLI DI POSA

La posa del gres porcellanato può essere eseguita su tutti i supporti normalmente usati in edilizia, quali:

- calcestruzzo
- massetti cementizi
- sottofondi con le serpentine di riscaldamento
- massetti in anidrite
- intonaci a base cemento e gesso
- pavimenti preesistenti
- legno
- metallo

I supporti su cui posare il gres porcellanato debbono essere asciutti, stabili, solidi, meccanicamente resistenti, perfettamente piani ed esenti da parti asportabili (polvere, grassi, oli, cere, vernici, agenti disarmanti e quanto altro possa pregiudicarne l'adesione). Debbono essere idonei a ricevere i carichi e sopportare le sollecitazioni previste per lo specifico utilizzo. I massetti cementizi devono aver completato la stagionatura e dove esistono sistemi di riscaldamento a pavimento, deve essere effettuato il ciclo di collaudo dell'impianto. Pavimenti composti da vecchie ceramiche, marmette, pietre naturali, debbono essere solidi, ben ancorati al fondo, privi di crepe; la pulizia da oli, cere, grassi, ecc. deve essere fatta con una soluzione di acqua e soda caustica o altro detergente già sperimentato per tale uso, onde assicurare la totale eliminazione anche in profondità. Pitture esistenti e la "piombatura" del marmo devono essere eliminate. In tutti i casi, qualunque sia il tipo di sottofondo, è di fondamentale importanza curarne la planarità, al fine di evitare la formazione di vuoti al di sotto delle lastre che potrebbero rappresentare punti deboli per il rivestimento, con particolare attenzione a rilievi e alla presenza di corpi rigidi estranei. Eseguire la posa a regola d'arte seguendo le indicazioni del progettista, del responsabile del cantiere e del capitolato di posa. La posa del gres porcellanato deve essere effettuata in maniera tale che l'adesivo assicuri un perfetto riempimento ed adesione nel tempo, onde evitare fenomeni di deformazione e garantire il massimo di affidabilità in tutte le condizioni di posa. Scegliere l'adesivo più indicato attenendosi alle indicazioni del produttore del collante stesso. In linea generale si consigliano adesivi che assicurino una buona bagnabilità di tipo C2 (cementizi migliorati). Le lastre possono essere posate, nelle situazioni

più comuni, con fuga minimo di almeno 2-3 mm, anche se in talune situazioni (posa su superfici estese, posa in facciata, posa su supporti deformabili, ecc.) è indispensabile la posa a fuga larga e la progettazione di adeguati giunti di dilatazione e ripartizione. Si declina ogni responsabilità legata a pose senza fuga. E' preferibile l'utilizzo di una spatola con dentatura arrotondata da garantire una quantità di colla sul sottofondo tale da assicurare una copertura del 100% delle lastre. E' consigliabile la doppia spalmatura onde evitare vuoti sul rovescio della lastra o comunque utilizzare un collante che assicuri un perfetto riempimento. Durante la posa, rispettare con le lastre tutti i giunti di dilatazione esistenti sul sottofondo e sulle pareti.

Creare giunti di frazionamento di ca. 1 cm nel caso di superfici molto estese suddividendo l'area come segue:

- su sottofondi soggetti a movimenti o flessioni prevedere riquadri di ca. 9-12 m².

- su superfici stabili si possono prevedere giunti circa ogni circa 16-25 m²

Posare le lastre a 5 mm circa da pareti, colonne, spigoli, angoli, ecc.

Durante la posa non esercitare sulle lastre ceramiche eccessive sollecitazioni o urti violenti. Per il taglio non esistono particolari problematiche e dopo la posa si consiglia di attendere l'indurimento del collante prima di praticare fori o tagli per accessori.

Prima della posa controllare: tono, calibro e scelta delle piastrelle. Non si accettano contestazioni sul materiale già posato.

STUCCATURA DELLA SUPERFICIE POSATA

Per la scelta corretta della fuga adatta al tipo di piastrella, è bene consultare i produttori di materiale fugante. Prima di realizzare le fughe è consigliabile attendere la perfetta asciugatura del collante e assicurarsi che i giunti siano ben puliti. Si consiglia di stuccare piccole superfici per volta (4-5mq) eliminando con l'ausilio di una spugna bagnata in acqua pulita, l'eccesso di materiale quando ancora è umido. Questa operazione è importante per superfici strutturate, superfici da esterno, superfici lappate e levigate. Si consiglia la fuga "tono su tono" per garantire un effetto di continuità e di pre-testare la pulibilità del fugante su una piccola area. Qualora si desidera una stuccatura impermeabile, inassorbente e con elevate resistenze agli acidi (es. piani di cucine in muratura, box doccia, ecc) è possibile utilizzare per la stuccatura una malta epossidica bicomponente (tipo Kerapoxy-Mapei).

PULIZIA DOPO POSA

Eseguita la posa, dopo aver eliminato i residui grossolani di sporco da cantiere e residui di fuga, pulire il pavimento con il detergente disincrostante a base acida specifico opportunamente diluito (normalmente deve essere diluito da 1:10 a 1:5, in acqua fredda) con l'eventuale ausilio di una macchina monospazzola (disco non abrasivo) e aspirali liquidi oppure manualmente per eliminare l'eventuale pellicola di residui cementizi. Il prodotto può essere utilizzato puro nei punti interessati da incrostazioni o macchie calcaree molto estese facendo attenzione a risciacquare immediatamente subito dopo la pulizia. Fare attenzione, prima di eseguire la pulizia è buona norma bagnare abbondantemente le fughe del pavimento con acqua pulita in quanto l'uso di acidi troppo aggressivi potrebbero danneggiarla. Si stende quindi la soluzione acida e si lascia agire per alcuni minuti, intervenendo meccanicamente dove lo sporco è maggiormente concentrato, quindi si risciacqua abbondantemente il pavimento con acqua pulita e si asciuga accuratamente. Non lasciare asciugare il prodotto applicato. Prima di questa operazione è sempre consigliabile testare la resistenza del prodotto agli acidi su una piastrella non posata o su una piccola zona nascosta e seguire scrupolosamente le indicazioni fornite dalle ditte produttrici. Non utilizzare prodotti contenenti acido fluoridrico (HF) e i suoi derivati.

Esempi di alcuni detergenti idonei per la pulizia dopo posa: Deterdek (Fila), Keranet (Mapei), DeltaPlus (Kerakoll).

E' consigliabile testare preventivamente su una piastrella non posata il detergente utilizzato, in particolare sui prodotti lappati e/o levigati.

TECHNICAL SPECIFICATIONS PORCELAIN STONWARE UNI EN 14411 (ISO 13006) - Bla (Appendix G)

Porcelain stoneware tiles are produced with selected and particularly pure raw materials, subject to the latest extraction and control technologies. The resulting tiles are extremely high quality porcelain stoneware obtained through wet grinding the raw materials, partial drying with atomization and storage in silo to homogenise the specifications, pressing or compacting with high power hydraulic presses with specific pressures above 500 Kg/cm². The considerable pressing force achieves, after firing at about 1200°C, an extremely compact and resistant tile with very low water absorption, lower than 0.1% (UNI EN ISO 10545-3) and a very high material strength to deep abrasion, less than 140 mm³ of material removed, compared to 175 mm³ required by Standard UNI EN ISO 10545-6. This is why our tiles are ideal for locations with high foot traffic. Its low porosity makes it frost-resistant and classified as Bla according to standard UNI EN 14411, due to a water absorption of less than 0.1%.

The chemical resistance to acids and bases (UNI EN ISO 10545-13) makes it ideal for locations where aggressive products, such as chemical agents are used: i.e. hospitals, chemical and pharmaceutical industries and the food industry. Porcelain stoneware products are available in a large range of formats and finishes: natural, polished, lapped, patinated, structured and bush hammered.

LAYING RECOMMENDATIONS

Porcelain stoneware can be laid on all supports that are usually used in the building industry, such as:

- concrete
- cement screed
- substrates with heating coils
- anhydrite screed
- cement and plaster based plasters
- existing flooring
- wood
- metal

The supports used for laying porcelain stoneware must be dry, stable, solid, mechanically resistant, perfectly level and free of removable parts (dust, grease, oil, wax, paint, braking agents and anything else that could compromise its adhesion). They must be suitable for loads and support the stresses for the specific use.

Cement screeds must be completely set and any underfloor heating system must have completed its testing cycle.

Floorings consisting of old tiles, marble-chip floor tiles or natural stone must be solid, well anchored and without any cracks. Any oil, wax, grease, etc. must be cleaned with a water and caustic soda solution or with another detergent already tested for such purposes, in order to thoroughly clean the surface in depth. Existing painting and lead sealing of the marble must be removed.

In all cases, regardless of the type of substrate, it is very important to ensure that the surface is level, to prevent the formation of vacuums under the tiles that could weaken the laying, with particular attention to raised sections and the presence of foreign rigid bodies.

Lay the tiles by following the indications of the designer, site manager and the laying specifications.

Porcelain stoneware must be laid so that the adhesive ensures the perfect filling and adhesion over time, to prevent any deformation and guarantee the utmost reliability in all laying conditions.

Select the most suitable adhesive by following the indications of the adhesive manufacturer.

As a rule we recommend adhesives that ensure a good type C2 wettability (improved cementitious adhesive).

The tiles can be laid, in the most common situations, with joints of minimum 2-3

mm, even if in certain situations (large surfaces, facings, deformable supports, etc.) larger joints are required along with expansion and distribution joints.

We decline all responsibility linked to laying tiles without joints.

We recommend the use of a spatula with rounded teeth to guarantee a sufficient quantity of glue on the substrate and ensure that the tiles are soaked 100%. Use the double spreading technique to ensure that there are no gaps on the back of the tile or use an adhesive that ensures a perfect filling.

During the laying make sure that the tiles follow the expansion joints on the substrate and the walls.

Create division joints of about 1 cm for very large surfaces, dividing the area as follows:

- on substrates subject to movements or bending allow for sections of about 9-12 m²;

- on stable surfaces the joints can be about every 16 – 25 m².

Lay tiles at about 5 mm from walls, columns, edges, corners, etc.

During laying do not subject ceramic tiles to excessive stresses or violent knocks.

The tiles can be cut without particular issues and after laying we recommend waiting for the adhesive to harden before making holes or cuts for accessories. Check that the tone, calibre and choice of tiles are correct before laying them. No claims will be accepted for material already laid.

GROUTING THE LAID SURFACE

To select the correct grouting for the type of tile consult the manufacturers of the grouting material.

Before proceeding with the grouting wait for the adhesive to dry completely and make sure that the joints are clean.

We recommend grouting small surfaces at the time (4-5 square metres) and using a sponge soaked in clean water to remove excess material while it is still wet. This operation is important for structured surfaces, outdoor surfaces, lapped and polished surfaces.

We recommend matching the grouting to the tiles to achieve a continuity effect and pre-test on a small area how easy the grouting is to clean.

For waterproof and non-absorbing grouting with a high resistance to acids (e.g. masonry kitchen surfaces, shower cubicles, etc.) use a bicomponent epoxy mortar (e.g. Kerapoxy-Mapei).

CLEANING AFTER LAYING

Once the laying is completed and the building work and grouting residue have been roughly removed, clean the flooring with a specific acid based descaling detergent, adequately diluted (normally it must be diluted from 1:10 to 1:5, in cold water) with a single brush cleaning machine (non-abrasive disc) and a wet vacuum machine or manually remove any film of cement residue. The product can be used pure in places with deposits or large calcareous stains, making sure that it is rinsed immediately after cleaning.

Before cleaning we recommend wetting the flooring joints with abundant clean water as the use of excessively aggressive acids could damage them. Spread the acid solution and leave it to work for a few minutes, brushing mechanically where there are greater concentrations of dirt, then rinse the flooring with abundant clean water and dry thoroughly. Do not allow the product to dry on the flooring. Before this operation it is advisable to test the resistance of the tiles to the acids on a tile that hasn't been laid or on a small hidden zone and follow the manufacturer's indications thoroughly. Do not use products containing hydrofluoric acid (HF) and its derivatives.

Examples of suitable detergents for cleaning after laying: Deterdek (Fila), Keranet (Mapei), DeltaPlus (Kerakoll). We recommend testing the detergent beforehand on a tile that hasn't been laid, in particular on lapped and/or polished products.

GUIDA AL PRODOTTO

PRODUCT GUIDE / GUIDE AU PRODUIT / INFORMATIONEN ZUM PRODUKT
GUÍA DEL PRODUCTO / РУКОВОДСТВО ПО ПРОДУКТУ / 产品指南



CARACTÉRISTIQUES TECHNIQUES GRÈS CÉRAME UNI EN 14411 (ISO 13006) - Bla (Annexe G)

Les carreaux en grès cérame sont fabriqués avec des matières premières sélectionnées et particulièrement pures, selon les technologies les plus modernes d'extraction et de contrôle. Le produit ainsi réalisé est un grès cérame de très haute qualité, obtenu par broyage humide des matières premières, suivi du séchage partiel par atomisation, de conservation en silos afin d'homogénéiser les caractéristiques, de pressage ou compression dans des presses hydrauliques à haute puissance à des pressions spécifiques de plus de 500 kg/m². La force élevée de pressage permet d'obtenir, après traitement thermique à des températures de près de 1200°C, un corps céramique très compact et résistant à très faible absorption d'eau, inférieure à 0,1 % (UNI EN ISO 10545-3), et à très haute résistance mécanique ne dépassant pas, en moyenne, 45 N/mm2, comparativement aux 35N/mm2 exigés (UNI EN ISO 10545-4). Le grès cérame présente une haute résistance à l'abrasion profonde, inférieure à 140 mm3 de matière enlevée, comparativement à 175 mm3 que prévoit la norme UNI EN ISO 10545-6 ; il est donc particulièrement indiqué pour les espaces à forte fréquentation. Par sa faible porosité, le produit ne gèle pas et est classé Bla selon la norme UNI EN 14411, l'absorption d'eau étant inférieure à 0,1 %.

La résistance chimique aux acides et aux bases (UNI EN ISO 10545-13) en fait aussi un produit particulièrement adapté aux lieux d'utilisation de produits agressifs de type agents chimiques, comme les structures hospitalières, les industries chimiques et pharmaceutiques, ainsi que les industries alimentaires. Les produits en grès cérame sont fournis dans une gamme étendue de formats et de finitions: naturel, polie, lappata (semi-polie), patinée, structurée et bouchardée.

CONSEILS DE POSE

La pose de grès cérame peut s'effectuer sur tous les supports généralement rencontrés dans le bâtiment, à savoir:

- béton
- chapes en ciment
- sous-couches avec serpentins de chauffage
- chapes en anhydrite
- enduits à base de ciment et de plâtre
- revêtements de sol préexistants
- bois
- métal

Les supports qui recevront le grès cérame doivent être secs, stables, solides, mécaniquement résistants, parfaitement plans et exempts d'éléments non adhérents (poussières, graisses, huiles, cires, peintures, agents de décoffrage et tout autre produit pouvant en altérer l'adhérence). Ils doivent supporter les charges et les contraintes prévues pour l'utilisation spécifique. Les chapes en béton doivent être sèches et, en présence de systèmes de chauffage au sol, le cycle de test de l'installation doit être effectué. Les sols constitués d'anciens carrelages en céramique, dalles, pierres, naturelles, doivent être solides, bien fixés au fond, non fendus ; l'élimination d'huiles, cires, graisses doit être effectuée avec une solution d'eau et de soude caustique ou un autre détergent préalablement testé à cet effet, afin d'en assurer la totale disparition même en profondeur. Les peintures existantes et le « plombage » du marbre doivent être éliminés. Quel que soit le type de sous-couche, il reste en tout cas capital d'en soigner particulièrement la planéité afin d'éviter la formation de vides sous les dalles, qui pourraient représenter des points de faiblesse pour le revêtement, en veillant particulièrement aux reliefs et à la présence de corps étrangers rigides. La pose doit être effectuée dans les règles de l'art, en suivant les indications du concepteur, du responsable du chantier et des instructions de pose.

La pose du grès cérame doit être effectuée de manière à ce que la colle assure un remplissage et une adhérence parfaits dans le temps, afin d'éviter les phénomènes de déformation et de garantir la plus totale fiabilité dans toutes les conditions de pose. L'adhésif le plus indiqué devra être choisi en respectant les instructions du fabricant de la colle. Il est en général conseillé d'utiliser des colles garantissant une bonne mouillabilité, de type C2 (mortiers-colles améliorés).

Les dalles peuvent être posées, dans les cas les plus courants, avec un joint d'au moins 2-3 mm, bien que dans certaines situations (pose sur surfaces étendues, pose en façade, pose sur supports déformables, etc.), la pose à joint large et la réalisation d'opportuns joints de dilatation et répartition soient indispensables. Le fabricant des carreaux décline toute responsabilité en cas de pose sans joints. L'utilisation d'une spatule à dents arrondies sera à préférer, pour garantir une quantité de colle sur la sous-couche assurant un mouillage de la totalité des dalles. Il est conseillé de pratiquer une double application afin d'éviter les vides sur l'envers de la dalle ou, en tout cas, d'utiliser une colle assurant un parfait comblement. Pendant la pose, tous les joints de dilatation existant sur la sous-couche et sur les murs devront être respectés avec les dalles. Des joints de fractionnement d'environ 1 cm devront être créés en cas de surfaces très étendues, en divisant l'espace comme suit :

- sur les sous-couches sujettes à mouvements ou flexions, prévoir des carrés d'environ 9-12 m².

- sur les surfaces stables, des joints peuvent être prévus environ tous les 16-25 m². Poser les dalles à environ 5 mm de murs, colonnes, arêtes, angles, etc.

Pendant la pose, ne pas exercer sur les dalles en céramique de contraintes excessives ou de chocs violents.

Pour la coupe, il n'existe pas de problématiques particulières ; après la pose, il est conseillé d'attendre que la colle ait durci avant de pratiquer des perçages ou des coupes pour accessoires.

Avant la pose, vérifier : le ton, le calibre et le choix des carreaux. Aucune réclamation ne sera acceptée sur le matériel déjà posé.

RÉALISATION DES JOINTS DE LA SURFACE POSÉE

Pour bien choisir le joint adapté au type de carreau, il est conseillé de consulter les fabricants de produits pour joints.

Avant de réaliser les joints, il est recommandé d'attendre que la colle soit parfaitement sèche et que les joints soient bien propres. Il est conseillé d'enduire de petites surfaces à la fois (4 à 5 m²) en éliminant, avec une éponge mouillée avec de l'eau propre, l'excès de produit encore humide. Cette opération est importante pour les surfaces structurées, les surfaces d'extérieur et les surfaces semi-polies et polies. Le joint « ton sur ton » est conseillé pour garantir un effet de continuité, il permet aussi d'apprécier la facilité de nettoyage du produit pour joints sur une petite surface. Pour réaliser des joints imperméables, non absorbants et à haute résistance aux acides (ex. plans de cuisines en maçonnerie, bacs à douche, etc.), un mortier époxy bicomposant (de type Kerapoxy-Mapei) peut être utilisé.

NETTOYAGE APRÈS LA POSE

La pose terminée, après avoir éliminé le plus gros de la saleté de chantier et les résidus de joints, nettoyer le sol avec un détergent désincrustant à base acide spécifique correctement dilué (en général de 1:10 à 1:5, dans de l'eau froide), éventuellement avec une laveuse monobrosse (disque non abrasif) et aspirant les liquides, ou manuellement pour éliminer l'éventuel film de résidus de ciment. Le produit peut être utilisé pur sur les points présentant des incrustations ou de taches de calcaires très étendues, en prenant garde de rincer immédiatement après le nettoyage.

Attention: avant de procéder au nettoyage, il est conseillé de mouiller abondamment les joints du carrelage avec de l'eau propre, car l'utilisation d'acides trop agressifs risque de les endommager. Appliquer la solution acide et laisser agir quelques minutes, en intervenant mécaniquement sur les points les plus sales, puis rincer abondamment le sol à l'eau propre, et sécher soigneusement. Ne pas laisser sécher le produit appliqué.

Avant cette opération, il est toujours recommandé de tester la résistance du produit aux acides sur un carreau non posé ou sur une petite surface non apparente, et de suivre à la lettre les instructions des fabricants. Ne pas utiliser de produits à base d'acide fluorhydrique (HF) et ses dérivés.

Exemples de détergents indiqués pour le nettoyage après la pose : Deterdek (Fila), Keranet (Mapei), DeltaPlus (Kerakoll). Il est conseillé de tester préalablement le détergent sur un carreau non posé, notamment sur les produits « lappati » et/ou polis.



TECHNISCHE EIGENSCHAFTEN STEINZEUG DIN EN 14411 (ISO 13006) - Bla (Anhang G)

Die Fliesen aus Feinsteinzeug werden unter der Verwendung von ausgesuchten und besonders reinen Rohstoffen hergestellt, bei denen die modernsten Technologien der Förderung und Kontrolle zum Einsatz kommen. Bei dem auf diese Weise produzierten Produkt handelt es sich um hochwertiges Feinsteinzeug, das durch Nassmahlung von Rohstoffen, der nachfolgenden partiellen Trocknung durch Versprühen, der geeigneten Silierung für die Homogenisierung der Eigenschaften und der Pressung und Kompaktierung mit Hochleistungs-Hydraulikpressen für spezifische Druckwerte mit über 500 kg/cm2 hergestellt wird. Durch die hohe Presskraft entsteht nach einer geeigneten Wärmebehandlung bei Temperaturen von ca. 1200°C ein äußerst kompakter und widerstandsfähiger Keramikkörper mit sehr geringer Wasserabsorption von unter 0,1% (UNI EN ISO 10545-3) und einer äußerst hohen mechanischen Festigkeit, deren Durchschnittswert bei über 45 N/mm2 gegenüber den erforderlichen 35 N/mm2 liegt (DIN EN ISO 10545-4). Das Feinsteinzeug weist eine hohe Beständigkeit gegen Tiefenabrieb mit unter 140 mm3 Materialabtrag, gegenüber den 175 mm3, die von der Norm DIN EN ISO 10545-6 vorgegeben werden, auf. Aus diesem Grunde eignet es sich insbesondere für Umgebungen mit hoher Begehungsfrequenz. Die geringe Porosität gewährleistet die Frostsicherheit des Produktes, das aufgrund seiner Wasseraufnahme von unter 0,1% gemäß DIN EN 14411 in der Klasse Bla eingestuft wird. Durch seine chemische Beständigkeit gegenüber Säuren und Basen (DIN EN ISO 10545-13) ist es besonders geeignet für Umgebungen, in denen aggressive Produkte wie Chemikalien verwendet werden, wie beispielsweise Krankenhäuser, Chemie- und Pharmaindustrie sowie in der Lebensmittelindustrie. Die Produkte aus Feinsteinzeug werden in verschiedenen Größen und Ausführungen geliefert: natürlich, poliert, geschliffen, beschichtet, strukturiert und gehämmert.

EMPFEHLUNGEN FÜR DIE VERLEGUNG

Die Verlegung des Feinsteinzeugs kann auf allen, normalerweise im Bauwesen verwendeten Unterlagen erfolgen:

- Beton
- Estriche
- Unterlagen mit Heizschlangen
- Anhydritestriche
- Zementputze und -gipse
- bestehende Fussböden
- Holz
- Metall

Die Unterlagen, auf denen das Feinsteinzeug verlegt wird, müssen trocken, stabil, fest, mechanisch widerstandsfähig und vollkommen eben sein und dürfen keine abtragbaren Partikel (Staub, Fett, Öle, Wachse, Lacke, Trennmittel und andere, die die Haftung beeinträchtigen könnten) aufweisen. Sie müssen über eine Tragfähigkeit verfügen, mit der die für die spezifische Verwendung erforderlichen Belastungen gewährleistet werden. Bei Zementestrichen muss die Trocknungsphase abgeschlossen sein. Sind Fußbodenheizungen

vorhanden, muss ein Abnahmezyklus der Anlage vorgenommen werden. Fussbodenbeläge aus alter Keramik, Fliesen oder Naturstein müssen fest und gut auf dem Untergrund verankert sein und dürfen keine Risse aufweisen. Die Entfernung von Ölen, Wachsen, Fetten, usw. muss mit einer Lösung aus Wasser und Natronlauge oder anderen Reinigungsmitteln vorgenommen werden, die für eine solche Verwendung bereits getestet wurden, um die vollständige Entfernung auch in der Tiefe des Materials zu gewährleisten. Vorhandene Farbe und "Plombierungen" von Marmor müssen entfernt werden.

In allen Fällen und unabhängig von der Art der Unterlage ist die Ebenheit der Unterlage von grundlegender Bedeutung, um die Bildung von Hohlräumen unter den Platten zu vermeiden, die Schwachstellen der Verkleidung darstellen können. Dabei ist insbesondere auf Erhebungen und das Vorhandensein von steifen Fremdkörpern zu achten.

Die Verlegung ist fachgerecht gemäß den Anweisungen des Planers, der Bauleitung und des Lastenhefts für die Verlegung durchzuführen.

Die Verlegung von Feinsteinzeug muss so erfolgen, dass der Klebstoff langfristig eine perfekte Verfüllung und Haftung gewährleistet, um Verformungen zu vermeiden und eine maximale Betriebssicherheit unter allen Verlegungsbedingungen zu garantieren. Den optimalen Klebstoff auswählen und die Angaben des Herstellers des Klebers beachten. Im Allgemeinen werden Klebstoffe empfohlen, die eine gute Benetzbarkeit vom Typs C2 sicherstellen (aufbereitete Zementprodukte). Die Platten können in den meisten Situationen mit einer Mindestfugenbreite von 3,2 mm verlegt werden, auch wenn in bestimmten Situationen (Verlegung auf großen Flächen, Verlegung auf Fassaden oder auf verformbaren Untergründen, usw.) eine breite Fuge und die Planung geeigneter Dehnungs- und Verteilungsfugen unverzichtbar sind.

Bei Verlegungen ohne Fuge wird keinerlei Haftung übernommen.

Es sollte ein Spachtel mit abgerundeten Zähnen verwendet werden, um eine Klebstoffmenge auf der Unterlage zu gewährleisten, die eine vollständige Abdeckung der Platten sicherstellt. Dabei wird die Doppelstreichbeschichtung empfohlen, um die Bildung von Hohlräumen auf der Rückseite der Platte zu vermeiden, oder es ist in jedem Falle ein Kleber zu verwenden, der eine perfekte Verfüllung garantiert.

Während der Verlegung müssen bei der Anordnung der Platten alle auf der Unterlage und auf den Wänden vorhandenen Dehnungsfugen beachtet werden.

Bei sehr großen Flächen sollten Teilungsfugen von ca. 1 cm ausgeführt werden, die den Bereich wie folgt unterteilen:

- auf Unterlagen, die Bewegungen oder Biegungen unterliegen, sollten Felder von ca. 9-12 m² vorgesehen werden.

- auf stabilen Oberflächen können die Fugen mit Abständen von ca. 16-25 m² angeordnet werden.

Die Platten mit einem Abstand von ca. 5 mm zu Wänden, Säulen, Kanten, Ecken usw. verlegen. Bei der Verlegung sollten keine übermäßigen Zugbelastungen oder starke Stöße auf die Keramikplatten einwirken.

Hinsichtlich des Schnitts liegen keinerlei besonderen Probleme vor. Nach der Verlegung wird empfohlen, die Aushärtung des Klebstoffs abzuwarten, bevor Bohrungen oder Schnitte für Zubehör ausgeführt werden.

Vor dem Verlegen Ton, Kaliber und Wahl der Fliesen prüfen. Reklamationen zu bereits verlegtem Material werden nicht akzeptiert.

VERFUGEN DER VERLEGTEN FLÄCHE

Für die richtige Auswahl der für den jeweiligen Fliesentyp geeigneten Fuge sollten die Hersteller von Fugenmaterial konsultiert werden.

Vor der Ausfugung sollte die vollständige Trocknung des Klebers abgewartet und sichergestellt werden, dass die Fugen sauber sind.

Es wird empfohlen, jeweils kleine Flächen (4-5 m²) zu verfugen und mit Hilfe eines mit sauberem Wasser befeuchteten Schwammes das überschüssige Material zu entfernen, bevor dieses antrocknet. Dieser Vorgang ist wichtig für strukturierte Oberflächen, Außenflächen, sowie geläppte und geschliffene Oberflächen. Für den Effekt einer optimalen Kontinuität werden "Ton in Ton"-Fugen empfohlen, die Entfernbareit des Fugenmörtels sollte zuvor auf einer kleinen Fläche getestet werden. Bei einer wasserdichten, nicht absorbierenden Verfugung mit hoher

GUIDA AL PRODOTTO

PRODUCT GUIDE / GUIDE AU PRODUIT / INFORMATIONEN ZUM PRODUKT
GUÍA DEL PRODUCTO / РУКОВОДСТВО ПО ПРОДУКТУ / 产品指南



Säurebeständigkeit (bspw. Küchenflächen aus Mauerwerk, Duschkabinen, usw.) kann für die Verlegung ein Zwei-Komponenten-Epoxi-Mörtel (Typ Kerapoxy-Mapei) verwendet werden.

REINIGUNG NACH DER VERLEGUNG

Nach Abschluss der Verlegung und nach der Entfernung der groben Rückstände von Schmutz und Verfugungsresten wird der Fussboden mit einem starken Reiniger auf Säurebasis in der entsprechenden Verdünnung (in der Regel mit einem Verdünnungsverhältnis von 1:10 bis 1:5 mit kaltem Wasser) und eventuell mit Hilfe einer Einscheibenmaschine (nicht scheuernde Scheibe) und einem Flüssigkeitssauger oder manuell gereinigt, um den möglicherweise vorhandenen Film der Zementreste zu entfernen. Das Produkt kann an den Stellen, an denen sich Verkrustungen oder größere Kalkflecken befinden, auch pur verwendet werden. Dieses muss jedoch unverzüglich nach der Reinigung abgespült werden.

Vor der Reinigung sollten die Fugen des Fussbodens mit reichlich sauberem Wasser benetzt werden, da die Verwendung von zu aggressiven Säuren die Fugen beschädigen könnte.

Dann wird die saure Lösung verteilt und wirkt für einige Minuten ein. Bei größeren Schmutzkonzentrationen wird dieser manuell entfernt. Dann den Fussboden mit reichlich klarem Wasser spülen und gründlich trocknen lassen. Das aufgetragene Produkt nicht antrocknen lassen. Vor der Reinigung ist immer ratsam, die Säurebeständigkeit des Produktes auf einer nicht verlegten Fliese oder auf einem kleinen versteckten Bereich zu testen. Dabei sind die vom Hersteller gelieferten Hinweisen strikt zu befolgen. Es dürfen keine Produkte verwendet werden, die Fluorwasserstoffsäure (HF) und deren Derivate enthalten.

Beispiele einiger geeigneter Reinigungsmittel für die Reinigung nach der Verlegung: Deterdek (Fila), Keranet (Mapei), DeltaPlus (Kerakoll). Insbesondere bei geläppten und/oder geschliffenen Produkten ist es ratsam, den verwendeten Reiniger auf einer nicht verlegten Fliese vorab zu testen.



CARACTERÍSTICAS TÉCNICAS GRES PORCELÁNICO

UNI EN 14411 (ISO 13006) - Bla (Apéndice G)

Los azulejos de gres porcelánico se producen utilizando materias primas seleccionadas y especialmente puras, sujetas a las tecnologías de extracción y control más modernas. El producto realizado de este modo es un gres porcelánico de altísima calidad obtenido mediante molido en húmedo de las materias primas, sucesivo secado parcial mediante atomización, oportuno almacenamiento en silos con el fin de homogeneizar sus características y prensado o compactación con prensas hidráulicas de elevada potencia con presiones específicas más allá de los 500 Kg/cm2. La elevada fuerza de prensado permite obtener, tras el tratamiento térmico a una temperatura aproximada de 1200°C, un cuerpo cerámico altamente compacto y resistente con una bajísima absorción de agua (inferior al 0,1%) (UNI EN ISO 10545-3) y una elevadísima resistencia mecánica cuyo valor medio supera los 45 N/mm2, respecto a los 35N/mm2 requeridos (UNI EN ISO 10545-4). El gres porcelánico presenta una elevada resistencia a la abrasión profunda, inferior a 140 mm3 de material extraído, respecto a los 175 mm3 previstos por la Norma UNI EN ISO 10545-6; por este motivo Resulta especialmente indicado para ambientes con mucho tránsito. La baja porosidad hace que el producto resulte resistente a las heladas y se clasifique Bla según la Norma UNI EN 14411, al ser la absorción de agua inferior al 0,1%.

La resistencia química a los ácidos y a las bases (UNI EN ISO 10545-13) hace que resulte especialmente adecuado también para ambientes en los que se utilizan productos agresivos, como agentes químicos, por ejemplo estructuras hospitalarias, industrias químicas y farmacéuticas, así como en industrias

alimentarias. Los productos de gres porcelánico se suministran en una amplia gama de formatos y acabados: natural, pulido, lapado, estucado, estructurada y abujardado.

CONSEJOS DE COLOCACIÓN

La puesta del gres porcelánico puede llevarse a cabo sobre todos los soportes usados normalmente en la construcción, como:

- hormigón
- morteros de hormigón
- fondos con serpentinan de calentamiento
- morteros de anhídrita
- estucos a base de cemento y yeso
- pavimentos preexistentes
- madera
- metal

Los soportes sobre los que se colocará el gres porcelánico deben estar secos, ser estables, sólidos, mecánicamente resistentes, perfectamente planos y no presentar partes extraíbles (polvo, grasa, aceite, cera, pintura, agentes desarmantes ni ningún otro elemento que pueda perjudicar la adhesión). Deben ser adecuados para recibir las cargas y soportar las solicitudes previstas para el uso específico.

Los morteros de hormigón deben haber completado el secado y allí donde existan sistemas de calentamiento en pavimento, deberá haberse completado el ciclo de prueba final de la instalación.

Los pavimentos compuestos por viejas cerámicas, baldosas, piedras naturales, deben ser sólidos, estar bien anclados al fondo, sin grietas; la limpieza de aceites, ceras, grasas, etc. debe llevarse a cabo utilizando una solución de agua y sosa caústica u otro detergente ya comprobado para dicho uso, con el fin de asegurar la eliminación total también en profundidad. Las pinturas existentes y el "plomado del mármol deben ser eliminados.

En cualquier caso, independientemente del tipo de fondo, es imprescindible asegurarse de que el fondo está plano, con el fin de evitar la formación de vacíos debajo de las losas que podrían traducirse en puntos débiles para el revestimiento, prestando espe-cial atención a los relieves y a la presencia de cuerpos rígidos extraños.

Lleve a cabo la colocación según la regla del arte, siguiendo las indicaciones del proyectista, del responsable del patio de obras y las instrucciones de colocación.

La colocación del gres porcelánico debe ser efectuada de manera tal que el adhesivo asegure un llenado perfecto y la completa adhesión en el tiempo, con el fin de evitar fenómenos de deformación y garantizar máxima fiabilidad en todas las condiciones de colocación.

Escoja el adhesivo más indicado ateniéndose a las indicaciones del productor de la cola.

En línea general se aconsejan adhesivos que aseguren una buena humectabilidad de tipo C2 (hormigones mejorados).

Las losas pueden ser colocadas, en los casos más comunes, con un espacio mínimo de por lo menos 2-3mm, aunque en algunas situaciones (colocación sobre superficies extendidas, colocaciones en fachada, colocación sobre soportes deformables, etc.) es indispensable prever espacios más anchos y adecuadas juntas de dilatación y repartición.

No se asume responsabilidad alguna en caso de problemas surgidos por no considerar las juntas de dilatación adecuadas.

Es preferible usar una espátula con dentadura redondeada para garantizar una cantidad de cola sobre el fondo que asegure una humectabilidad del 100% de las losas. Es aconsejable realizar una doble extensión para evitar vacíos en el revés de la losa o en cualquier caso utilizar una cola que asegure un llenado perfecto.

Durante la colocación, respete con las losas todas las juntas de dilatación existentes en el fondo y en las paredes.

Cree juntas de fraccionamiento de aproximadamente 1 cm en el caso de

superficies muy extensas subdividiendo la zona del siguiente modo:

- en fondos sujetos a desplazamientos o flexiones prever recuadros de unos 9-12m².

- en superficies estables se pueden prever juntas aproximadamente cada 16-25m²

Coloque las losas a aproximadamente 5 mm de paredes, columnas, cantos, esquinas, etc.

Durante la colocación no ejerza excesivas solicitudes ni golpee violentamente las losas cerámicas.

Para el corte no se prevén problemas especiales. Después de la colocación se aconseja esperar a que la cola se endurezca antes de realizar orificios o cortes para accesorios.

Antes de la colocación comprobar: tono, calibre y elección de las baldosas. No se aceptan quejas sobre el material una vez colocado.

ESTUCADO DE LA SUPERFICIE YA COLOCADA

Para elegir la junta de dilatación adecuada al tipo de azulejo, es necesario consultar con los fabricantes del material de dilatación.

Antes de realizar las juntas es aconsejable esperar a que la cola se haya secado perfectamente y asegurarse de que las juntas estén bien limpias.

Se aconseja estucar pequeñas superficies cada vez (4-5m²) eliminando, con la ayuda de una esponja mojada en agua limpia, el exceso de material cuando aún está húmedo. Esta operación es importante para superficies estructuradas, superficies de exterior, superficies lapadas y pulidas.

Se aconseja la junta de dilatación "tono sobre tono" para garantizar un efecto de continuidad y pre-comprobar, en una zona pequeña, que la junta pueda limpiarse adecuadamente.

Caso que se desee un estucado impermeable, inabsorbente y con elevadas resistencias a los ácidos (p. ej.: mesas de cocina de obra, duchas, etc.) para el estucado se puede utilizar un mortero epoxi bicomponente (tipo Kerapoxy-Mapei).

LIMPIEZA DESPUÉS DE LA COLOCACIÓN

Una vez realizada la colocación, después de haber eliminado los residuos de suciedad más grandes de la obra y los residuos de la junta de dilatación, limpie el pavimento con el detergente desincrustante de base ácida específico oportunamente diluido (normalmente debe diluirse de 1:10 a 1:5, en agua fría) utilizando, si es posible, una máquina monocepillo (disco no abrasivo) y aspiralíquidos o bien manualmente para eliminar la posible película de residuos de hormigón. El producto puede ser utilizado puro en los puntos con incrustaciones o manchas de cal muy extendidas, sin olvidar la necesidad de aclarar inmediatamente después de la limpieza.

Atención: antes de llevar a cabo la limpieza se aconseja mojar abundantemente las juntas de dilatación del pavimento con agua limpia puesto que el uso de ácidos demasiado agresivos podría dañarlas.


A continuación, se extiende la solución ácida y se deja actuar algunos minutos, interviniendo mecánicamente allí donde la suciedad esté más concentrada, después se aclara abundantemente el pavimento con agua limpia y se seca esmeradamente. No dejar secar el producto aplicado.

Antes de llevar a cabo esta operación siempre es aconsejable comprobar la resistencia del producto a los ácidos sobre una losa no colocada o sobre una pequeña zona escondida y seguir estrictamente las indicaciones facilitadas por las empresas fabricantes.

No utilice productos que contengan ácido fluorhídrico (HF) ni derivados.

Ejemplos de algunos detergentes adecuados para la limpieza después de la colocación: Deterdek (Fila), Keranet (Mapei), DeltaPlus (Kerakoll).

Es aconsejable comprobar antes el detergente sobre un azulejo no colocado, especialmente sobre los productos lapados y/o pulidos.



TEHNIЧESKIE ХАРАКТЕРИСТИКИ ФАРФОРОВЫЙ ГРЕС

UNI EN 14411 (ISO 13006) - Bla (приложение G)

Тонкий фарфоровый грес производится из отборного и чистого сырья, при добыче и контроле которого используются самые передовые технологии. Производство тонкого фарфорового греса высочайшего качества включает в себя влажный помол сырья, последующую частичную сушку распылением, выдержку в бункерах для однородности характеристик, прессовку или уплотнение гидропрессами высокой мощности с удельным давлением свыше 500 кг/см2. Высокое усилие прессования позволяет получить после термообработки при температуре около 1200°С керамическое изделие с большой плотностью и прочностью, с очень низким (менее 0,1%) уровнем водопоглощения (UNI EN ISO 10545-3) и очень высоким пределом механической прочности, который превышает в среднем 45 Н/мм2, тогда как нормы требуют 35 Н/мм2 (UNI EN ISO 10545-4). Тонкий фарфоровый грес обладает повышенной стойкостью к глубокому истиранию, менее 140 мм3 снятого материала по сравнению с 175 мм3, предусмотренными нормой UNI EN ISO 10545-6; по этой причине материал особенно рекомендуется для помещений с интенсивным движением.

Низкая пористость повышает морозостойкость материала и соответствует группе Bla по норме UNI EN 14411, предусматривающей водопоглощение менее 0,1%. Химическая стойкость к кислотам и основаниям (UNI EN ISO 10545-13) позволяет рекомендовать его для помещений, где используются агрессивные средства и химикаты, например, в больницах, на химических и фармацевтических предприятиях и в пищевой промышленности. Фарфоровый грес поставляется в широком ассортименте форматов и отделок: природная, полированная, полуполированная, патинированная, структурированная и текстурированная.

РЕКОМЕНДАЦИИ ПО УКЛАДКЕ

Фарфоровый грес можно укладывать на все основы, которые обычно используются в строительстве, а именно:

- бетон
- цементные стяжки
- подстилающие слои с нагревательными змеевиками
- ангидридные стяжки
- штукатурки на цементной и гипсовой основе
- старые полы
- дерево
- металл

Основа, на которую укладывают фарфоровый грес, должна быть сухой, устойчивой, твердой, абсолютно плоской, с нужной механической прочностью, без следов пыли, жиров, масел, воска, красок, средств для снятия опалубки и прочих удаляемых веществ, которые могут помешать сцеплению). Основы должны соответствовать нагрузке от веса и выдерживать нагрузки, предусмотренные для конкретного типа применения. Цементные стяжки должны пройти период выдержки, а при наличии напольных систем отопления должен быть завершен цикл приемо-сдаточных испытаний системы.

Полы из старой керамики, плитки из каменной крошки, натурального камня должны быть прочными, хорошо соединенными с подстилающим слоем, без трещин; их очищают от масел, воска, жира и т.п. раствором воды и каустической соды или другого моющего средства, уже опробованного для этой цели, чтобы обеспечить полную очистку на всю глубину. Необходимо удалить старую краску и следы свинцового порошка для полировки мрамора.







Во всех случаях, независимо от типа подстилающего слоя, крайне важно




GUIDA AL PRODOTTO

PRODUCT GUIDE / GUIDE AU PRODUIT / INFORMATIONEN ZUM PRODUKT
GUÍA DEL PRODUCTO / РУКОВОДСТВО ПО ПРОДУКТУ / 产品指南

**CARATTERISTICHE TECNICHE GRES PORCELLANATO
UNI EN 14411 (ISO 13006) - Bla (Appendice G)**

TECHNICAL SPECIFICATIONS PORCELAIN STONEWARE / CARACTÉRISTIQUES TECHNIQUES GRÈS CÉRAMÉ
TECHNISCHE EIGENSCHAFTEN STEINZEUG / CARACTERÍSTICAS TÉCNICAS GRES PORCELÁNICO
ТЕХНИЧЕСКИЕ ХАРАКТЕРИСТИКИ ФАРФОРОВЫЙ ГРЕС / 技术特性 瓷砖

| CARATTERISTICA Specification Caracteristique Eigenschaft Característica Характеристикаметод 规格 | METODO DI PROVA Test methods Methode d'essai Testverfahren Prueba Стандарт испытаний 测试方式 | REQUISITI PREVISTI DALLA NORMA Requirements in accordance to the standards Caracteristiques requises Vorgesehene eigenschaften gemäs normen Características previstas por la norma Требования предусмотренные стандартом 法定要求 | VALORE MEDIO Average value Valeur moyenne Durchschnittlicher wert Valor medio Средний показатель 技术规格 |
|---|---|---|---|
|  DIMENSIONI E ASPETTO DIMENSIONS AND APPEARANCE DIMENSIONS ET ASPECT MASSE UND AUSSEHEN DIMENSIONES Y ASPECTO РАЗМЕРЫ И ВНЕШНИЙ ВИД 尺寸和外观 | ISO 10545-2 | PROSPETTO G.1 PROSPECT G.1 FEUILLE G.1 PROSPEKT G.1 PROSPECTO G.1 ТАБЛИЦА G.1 说明书 G. 1 | CONFORME COMPLIANT CONFORME ERFÜLLT CONFORME СООТВЕТСТВУЕТ 符合 |
|  ASSORBIMENTO D'ACQUA WATER ABSORPTION ABSORPTION D'EAU WASSERAUFNAHME ABSORCIÓN DE AGUA ВОДОПОГЛОЩЕНИЕ 吸水率 | ISO 10545-3 | ≤0,5% | < 0,1% |
|  RESISTENZA A FLESSIONE FLEXURAL RESISTANCE RESISTANCE A LA FLEXION BIEGEFESTIGKEIT RESISTENCIA A LA FLEXIÓN ПРОЧНОСТЬ НА ИЗГИБ 弯曲强度 | ISO 10545-4 | min./МИН 35 N/mm ² | > 45 N/mm ² |
| SFORZO DI ROTTURA BREAKING STRENG CHARGE DE RUPTURE BRUCHLAST CARGA DE RUPTURA СТОЙКОСТЬ НА ИЗЛОМ 断裂应力 | | SPESSORE / THICKNESS / EPAISSEUR / STÄRKE ESPESOR / ТОЛЩИНА / 厚度 ≥ 7,5 mm; min. 1300N | SPESSORE* THICKNESS* EPAISSEUR* STÄRKE* ESPESOR* DEBLJINA* ТОЛЩИНА* 厚度 6,5 mm* 1800 N* 10 mm* 3000 N* 20 mm** 13000 N* |
|  RESISTENZA ALL'ABRASIONE PROFONDA DEEP ABRASION RESISTANCE RESISTANCE A L'ABRASION PROFONDE BESTÄNDIGKEIT GEGEN TIEFENVERSCHLEISS RESISTENCIA A LA ABRASIÓN PROFUNDA УСТОЙЧИВОСТЬ К ГЛУБОКОМУ СТИРАНИЮ 深耐磨性 | ISO 10545-6 | ≤175 mm ³ | < 140 mm ³ |
|  COEFFICIENTE DILATAZIONE TERMICA LINEARE (α) LINEAR EXPANSION THERMIC COEFFICIENT COEFF. DILATATION THERMIQUE LINEIQUE LINEARER TERMISCHEAUSDEHNUNGSKOEFFIZIENT COEF. DILATACIÓN TERMICA LINEAL КОЭФФИЦИЕНТ ТЕПЛОВОГО ЛИНЕЙНОГО РАСШИРЕНИЯ (α) 直线热膨胀系数 | ISO 10545-8 | METODO DISPONIBILE AVAILABLE ON REQUEST METHODE DISPONIBLE VERFÜGBARES VERFAHREN TEST DISPONIBLE ОПРЕДЕЛЯЕТСЯ ПРОИЗВОДИТЕЛЕМ 可用方法 | ≤ 7x10 ⁻⁶ °C ⁻¹ |
|  RESISTENZA AGLI SBALZI TERMICI RESISTANCE TO SUDDEN TEMPERATURE CHANGES RESISTANCE AUX CHOCS THERMIQUES TEMPERATURWECHSELBESTÄNDIGKEIT RESISTENCIA A LAS VARIACIONES TERMICAS СТОЙКОСТЬ К ТЕМПЕРАТУРНЫМ ПЕРЕПАДАМ 耐热冲击性 | ISO 10545-9 | METODO DISPONIBILE AVAILABLE ON REQUEST METHODE DISPONIBLE VERFÜGBARES VERFAHREN TEST DISPONIBLE ОПРЕДЕЛЯЕТСЯ ПРОИЗВОДИТЕЛЕМ 可用方法 | RESISTE RESISTANT RESISTANT BESTÄNDIG RESISTE УСТОЙЧИВА 抵御 |

| CARATTERISTICA Specification Caracteristique Eigenschaft Característica Характеристикаметод 规格 | METODO DI PROVA Test methods Methode d'essai Testverfahren Prueba Стандарт испытаний 测试方式 | REQUISITI PREVISTI DALLA NORMA Requirements in accordance to the standards Caracteristiques requises Vorgesehene eigenschaften gemäs normen Características previstas por la norma Требования предусмотренные стандартом 法定要求 | VALORE MEDIO Average value Valeur moyenne Durchschnittlicher wert Valor medio Средний показатель 技术规格 |
|--|---|---|--|
|  RESISTENZA AL GELO FROST RESISTANCE RESISTANCE AU GEL FROSTBESTÄNDIGKEIT RESISTENCIA AL HIELO МОРОЗОСТОЙКОСТЬ 耐结冰性 | ISO 10545-12 | RICHIESTA ALWAYS TESTED EXIGÉE NOTWENDIG NECESARIA ТРЕБУЕМАЯ 要求 | RESISTE RESISTANT RESISTANT BESTÄNDIG RESISTE УСТОЙЧИВА 抵御 |
|  PRODOTTI CHIMICI AD USO DOMESTICO ED ADDITIVI PER PISCINA HOUSEHOLD CHEMICALS AND SWIMMING POOL WATER CLEANSERS PRODUITS CHIMIQUES COURANTS ET ADDITIFS POUR PISCINE CHEM.PRODUKTE FÜR DEN HAUSHALTSGEBRAUCH UND ZUSATZ FÜR SCHWIMMBÄDER PRODUCTOS QUÍMICOS PARA UTILIZO DOMÉSTICO Y ADITIVOS PARA PISCINA БЫТОВЫЕ ХИМИЧЕСКИЕ СРЕДСТВА И СРЕДСТВА ДЛЯ БАССЕЙНОВ 家用化学产品和泳池添加剂 | | min. B | min. B |
| ACIDI ED ALCALI A BASSA CONCENTRAZIONE ACIDS AND LOW CONCENTRATION ALKALIS ACIDES ET ALCALI A FAIBLE CONCENTRATION SÄUREN UND ALKALI IN GERINGER KONZENTRATION ÁCIDOS Y ÁLCALI CON BAJA CONCENTRACIÓN НИЗКОКОНЦЕНТРИРОВАННЫЕ КИСЛОТЫ И ЩЕЛОЧИ 低浓度酸碱 | ISO 10545-13 | DA LA, LB A LC FROM LA, LB TO LC / DE LA, LB A LC VON LA, LB BIS LC / DE LA, LB A LC OT LA, LB DO LC / DA LA, LB A LC | DA LA, LB A LC FROM LA, LB TO LC / DE LA, LB A LC VON LA, LB BIS LC / DE LA, LB A LC OT LA, LB DO LC / DA LA, LB A LC |
| ACIDI ED ALCALI AD ALTA CONCENTRAZIONE ACIDS AND HIGH CONCENTRATION ALKALIS ACIDES ET ALCALI A FORTE CONCENTRATION SÄUREN UND ALKALI IN HOHER KONZENTRATION ÁCIDOS Y ÁLCALI CON ALTA CONCENTRACIÓN ВЫСОКОКОНЦЕНТРИРОВАННЫЕ КИСЛОТЫ И ЩЕЛОЧИ 高浓度酸 | | METODO DISPONIBILE AVAILABLE ON REQUEST METHODE DISPONIBLE VERFÜGBARES VERFAHREN TEST DISPONIBLE ОПРЕДЕЛЯЕТСЯ ПРОИЗВОДИТЕЛЕМ 可用方法 | METODO DISPONIBILE AVAILABLE ON REQUEST METHODE DISPONIBLE VERFÜGBARES VERFAHREN TEST DISPONIBLE ОПРЕДЕЛЯЕТСЯ ПРОИЗВОДИТЕЛЕМ 可用方法 |
|  RESISTENZA ALLE MACCHIE UGL STAIN RESISTANCE UGL RESISTANCE AUX TACHES UGL FLECKBESTÄNDIGKEIT UGL RESISTENCIA A LAS MANCHAS UGL УСТОЙЧИВОСТЬ К ЗАГРЯЗНЕНИЮ UGL 耐污渍性 UGL | ISO 10545-14 | METODO DISPONIBILE AVAILABLE ON REQUEST METHODE DISPONIBLE VERFÜGBARES VERFAHREN TEST DISPONIBLE ОПРЕДЕЛЯЕТСЯ ПРОИЗВОДИТЕЛЕМ 可用方法 | METODO DISPONIBILE AVAILABLE ON REQUEST METHODE DISPONIBLE VERFÜGBARES VERFAHREN TEST DISPONIBLE ОПРЕДЕЛЯЕТСЯ ПРОИЗВОДИТЕЛЕМ 可用方法 |
| RESISTENZA ALLE MACCHIE GL STAIN RESISTANCE GL RESISTANCE AUX TACHES GL FLECKBESTÄNDIGKEIT GL RESISTENCIA A LAS MANCHAS GL УСТОЙЧИВОСТЬ К ЗАГРЯЗНЕНИЮ GL 耐污渍性 GL | | min. 3 | min. 3 |

* VALORI RIFERITI AL FORMATO 60X60 / VALUES REFERRED TO 60X60 SIZE / VALEURS RELATIVES AU FORMAT 60X60/ WERTE AUF DAS FORMAT 60X60
VALORES REFERIDO AL FORMATO 60X60 / ЦЕННОСТИ, ОТНОСЯЩИЕСЯ К РАЗМЕРУ 60X60 / 规格指南 60X60尺寸

GUIDA AL PRODOTTO

PRODUCT GUIDE / GUIDE AU PRODUIT / INFORMATIONEN ZUM PRODUKT
GUÍA DEL PRODUCTO / РУКОВОДСТВО ПО ПРОДУКТУ / 产品指南

SICUREZZA NELL'UTILIZZO DEI PRODOTTI DI COOPERATIVA CERAMICA D'IMOLA



Le piastrelle di Cooperativa Ceramica d'Imola vengono prodotte utilizzando materie prime selezionate e particolarmente pure, soggette alle più moderne tecnologie di estrazione e controllo.

L'elevata forza di pressatura permette di ottenere, dopo opportuno trattamento termico a temperature oltre i 1200°, un corpo ceramico altamente compatto e resistente, con un bassissimo assorbimento d'acqua.

La superficie ceramica durante il suo utilizzo non determina alcun effetto nocivo; è assolutamente inerte dal punto di vista tossicologico e non presenta alcun impatto ambientale.

Le lastre ceramiche di Cooperativa Ceramica d'Imola sono completamente inerti al fuoco.

Non rischiano pertanto danneggiamenti in caso di esposizione a fiamme libere e limitano la propagazione e l'intensificazione delle fiamme.

Le lastre ceramiche di Cooperativa Ceramica d'Imola non costituiscono una base per la proliferazione di batteri e il loro utilizzo è indicato per luoghi in cui le condizioni di sterilità devono essere facilmente mantenute.

Tutti i materiali di scarti della produzione industriale sono inerti, non presentano cioè pericoli di reattività e di resistenza dal punto di vista chimico e termico; tali detriti possono essere collocati nell'ambiente senza correre alcun rischio o essere riutilizzati per la preparazione di altro materiale (sottofondi ecc..).

Si raccomanda il taglio ad umido o il metodo ad incisione e spacco nelle operazioni di posa. Evitare il taglio a secco con utensili motorizzati nelle operazioni di posa. Tecniche di posa improprie possono esporre il posatore a polveri dannose.

Cooperativa Ceramica d'Imola è in grado di testare presso il proprio laboratorio, iscritto all'albo dei "Laboratori Esterni Pubblici e Privati Altamente Qualificati" del Ministero dell'Università e della Ricerca Scientifica, tutte le principali caratteristiche dei materiali prodotti per determinare il livello delle prestazioni d'uso in base alle norme in vigore.



SAFETY WHEN USING

COOPERATIVA CERAMICA D'IMOLA PRODUCTS

The Cooperativa Ceramica d'Imola tiles are produced with selected and particularly pure raw materials that are subject to the most modern extraction and control technologies.

The high pressing force achieves, after heat treatment at over 1200°, a highly compact and resistant tile with an extremely low water absorption.

During use, the ceramic surface has no harmful effects whatsoever. It is completely inert from a toxicological point of view and has no impact on the environment.

Cooperativa Ceramica d'Imola's ceramic tiles are not affected by fire.

They are not damaged from being exposed to flames and they limit the spreading and intensification of the flames.

Cooperativa Ceramica d'Imola ceramic tiles do not allow the proliferation of bacteria and they are ideal for locations where the sterility conditions must be easily maintained.

All waste material from the industrial production is inert and does not constitute a reactivity or resistance hazard from a chemical and thermal point of view. The waste can be disposed of in the environment without any risk or it can be reused to prepare other material (substrates, etc.).

When cutting the tiles to lay them, we recommend using either a wet saw or a score-and-snap method. When laying tiles, avoid dry cutting them with electric power tools. Improper laying techniques may expose the installer to harmful dust.

Cooperativa Ceramica d'Imola is able test in its laboratory, registered in the "Highly Qualified Public and Private External Laboratories" register of the University and Scientific Research Ministry, all the main specifications of the materials produced to determine their performance based on the applicable standards.

SÉCURITÉ AVEC L'UTILISATION DES PRODUITS


COOPERATIVA CERAMICA D'IMOLA

Les carreaux de Cooperativa Ceramica d'Imola sont fabriqués avec des matières premières sélectionnées et particulièrement pures, selon les technologies les plus modernes d'extraction et de contrôle.

La force élevée de pressage permet d'obtenir, après traitement thermique à des températures de plus de 1200°, un corps céramique très compact et résistant, à très faible absorption d'eau. Lors de son utilisation, la surface céramique ne produit aucun effet nocif ; elle est absolument inerte du point de vue toxicologique et n'a aucun impact sur l'environnement. Les dalles en céramique de Cooperativa Ceramica d'Imola sont complètement inertes au feu. Elles ne subiront donc aucun dommage en cas d'exposition aux flammes nues et limitent la propagation et l'intensification des flammes. Les dalles en céramique de Cooperativa Ceramica d'Imola ne constituent pas un terrain de prolifération de bactéries, leur utilisation est indiquée pour les lieux où des conditions stériles doivent être facilement conservées. Tous les résidus de la production industrielle sont inertes, ne présentent donc pas de dangers de réactivité et de résistance sur le plan chimique et thermique ; ces déchets peuvent être déposés dans l'environnement sans aucun risque ou être réutilisés pour la préparation d'autre matériel (sous-couches, etc.).

Il est conseillé de la tailler avec la surface mouillée, ou en utilisant la méthode à incision et à fendage lors des opérations de pose. Ne pas tailler à sec avec des outils motorisés lors des opérations de pose. Les techniques inappropriées de pose peuvent exposer le poseur à des poussières dangereuses.

Cooperativa Ceramica d'Imola a la possibilité de tester dans son laboratoire, inscrit à l'ordre professionnel des « Laboratoires Externes Publics et Privés Hautement Qualifiés » du Ministère de l'Université et de la Recherche Scientifique, toutes les principales caractéristiques des matériaux produits pour déterminer le niveau de performances d'utilisation en fonction des normes en vigueur.



SICHERHEIT BEI DER VERWENDUNG DER PRODUKTE

VON COOPERATIVA CERAMICA D'IMOLA

Die Fliesen von Cooperativa Ceramica d'Imola werden unter der Verwendung von ausgesuchten und besonders reinen Rohstoffen hergestellt, bei denen die modernsten Technologien der Förderung und Kontrolle zum Einsatz kommen.

Durch die hohe Presskraft entsteht nach einer geeigneten Wärmebehandlung bei Temperaturen von über 1200 ° ein äußerst kompakter und widerstandsfähiger Keramikkörper mit sehr geringer Wasserabsorption. Die Keramikoberfläche besitzt keinerlei schädlichen Auswirkungen für die menschliche Gesundheit. Sie ist in toxikologischer Hinsicht gänzlich reaktionsträge und ist in ökologischer Hinsicht unbedenklich. Das abgetragene Material ist in toxikologischer Hinsicht völlig unbedenklich und stellt keinerlei Umweltbelastung dar. Die Keramikfliesen der Cooperativa Ceramica d'Imola sind vollkommen feuerfest. D.h. es sind keine Beschädigungen zu befürchten, wenn diese offenem Feuer ausgesetzt werden. Gleichzeitig begrenzen sie die Ausbreitung und Intensivierung des Brandes. Die Keramikfliesen der Cooperativa Ceramica d'Imola bilden keine Grundlage für das Wachstum von Bakterien und eignen sich daher für Räume, in denen sterile Bedingungen auf einfache Weise erhalten werden müssen. Alle Ausschussmaterialien der industriellen Produktion sind reaktionsträge, d.h. sie weisen keinerlei Gefahren der Reaktivität und Beständigkeit in chemischer und thermischer Hinsicht auf. Diese Rückstände können gefahrlos in der Umwelt entsorgt oder für die Herstellung von anderen Materialien wiederverwendet werden (Estriche, usw.).

Für die Verlegungsarbeiten empfehlen wir Nassschnitt oder die Anritz- und Spaltmethode. Vermeiden Sie Trockenschnitt mit motorisierten Werkzeugen bei Verlegungsarbeiten. Unsachgemäße Verlegungstechniken können den Verleger gesundheitsgefährdendem Feinstaub aussetzen.

Die Cooperativa Ceramica d'Imola ist in der Lage, in ihrem Labor, das im Verzeichnis der "Laboratori Esterni Pubblici e Privati Altamente Qualificati (Hoch qualifizierte externe öffentlichen und private Labore)" des Ministeriums für Universität und wissenschaftliche Forschung registriert ist, Tests bezüglich den wichtigsten Eigenschaften der hergestellten Materialien durchzuführen, um die Nutzungsleistungen im Hinblick auf die geltenden Vorschriften zu bestimmen.


SEGURIDAD DURANTE EL USO DE LOS PRODUCTOS

DE COOPERATIVA CERAMICA D'IMOLA

Los azulejos de Cooperativa Ceramica d'Imola se producen utilizando materias primas seleccionadas y especialmente puras, sometidas a las tecnologías de extracción y control más modernas. La elevada fuerza de prensado permite obtener, una vez realizado el oportuno tratamiento térmico a temperaturas por encima de los 1200°, un cuerpo cerámico altamente compacto y resistente, con una bajísima absorción de agua. Durante el uso, la superficie cerámica no tiene ningún efecto nocivo. Es absolutamente inerte desde el punto de vista toxicológico y no produce impacto medioambiental. Las losas cerámicas de Cooperativa Ceramica d'Imola son completamente inertes al fuego. Por lo tanto no corren el riesgo de sufrir daños en caso de exposición a llamas libres y limitan la propagación y la intensificación de las mismas. Las losas cerámicas de Cooperativa Ceramica d'Imola no constituyen una base para la proliferación de bacterias y su uso está indicado en aquellos lugares en los que resulta necesario mantener fácilmente las condiciones de esterilidad. Todos los materiales de descartes de la producción industrial son inertes, es decir, no presentan peligros de reactividad ni de resistencia desde el punto de vista químico y térmico; dichos residuos pueden ser colocados en el ambiente sin correr ningún riesgo o ser reutilizados para preparar otros materiales (fondos, etc.).

Se recomienda el corte en húmedo o el método de incisión y rotura durante las operaciones de puesta en obra. Evitar el corte en seco con herramientas motorizadas durante las operaciones de puesta en obra. Las técnicas de puesta en obra inadecuadas pueden generar polvos nocivos para el operador.

Cooperativa Ceramica d'Imola puede comprobar en su laboratorio, inscrito en el registro de los "Laboratorios Externos Públicos y Privados Altamente Cualificados" del Ministerio de la Universidad y de la Investigación Científica, cada una de las características principales de los materiales producidos para determinar el nivel de las prestaciones de uso en función de las normativas vigentes.



БЕЗОПАСНОСТЬ ПРИМЕНЕНИЯ ПРОДУКЦИИ

"COOPERATIVA CERAMICA D'IMOLA"

Плитки кооператива "Cooperativa Ceramica d'Imola" производятся из отборного и чистого сырья, при добыче и контроле которого используются самые передовые технологии. Высокое усилие прессования позволяет получить после термообработки при температуре свыше 1200° керамическое изделие большой плотности и прочности, с очень низким уровнем водопоглощения. Керамическая поверхность во время ее использования не вызывает вредных последствий; она абсолютно не токсична и не оказывает никакого воздействия на окружающую среду. Керамические плиты производства "Cooperativa Ceramica d'Imola" полностью инертны при взаимодействии с огнем. Они не получают повреждений при воздействии на них открытого пламени, ограничивают распространение и нарастание огня. Керамические плиты производства "Cooperativa Ceramica d'Imola" не становятся основой для размножения бактерий, их использование показано для мест, где важно поддерживать стерильность без особых усилий. Все производственные отходы инертны, то есть не представляют опасности вступления в реакции и обладают химической и термической устойчивостью; эти обломочные материалы можно поместить в окружающую среду без всякого риска или использовать повторно в изготовлении других материалов (подстилающих слоев и т.п.).

Для укладки плитки рекомендуется использовать мокрую резку или метод разметки и раскола. Избегайте сухой резки моторизованными инструментами при укладке. В результате неправильной техники укладки плитки работник может подвергаться вредному воздействию пыли.

В своей лаборатории, внесенной в реестр независимых высококвалифицированных государственных и частных лабораторий при министерстве высшего образования и научных исследований, "Cooperativa Ceramica d'Imola" может протестировать все основные характеристики выпускаемой продукции для определения уровня эксплуатационных качеств на базе действующих норм.

IMOLA陶瓷合作公司产品使用安全指南

IMOLA陶瓷合作公司精细瓷砖，采用精挑细选的特纯原料制造，运用了最先进的提取与监控科技。

在进行约1200度的适当高温处理之后，高强度的冲压可带来高度紧致，耐受性强的瓷质，吸水率极低。

在正常使用过程中陶瓷表面不会产生任何危害；从毒理学角度来看绝对是惰性的，不会对环境产生任何影响。

Imola陶瓷合作公司的瓷砖上完全不易燃的。

在靠近明火的情况下，亦无损坏风险，并可以抑制火苗的蔓延与加大。

Imola陶瓷合作公司的瓷砖，不会构成电池扩散的基础，适用于要求保持无菌的环境。

所有工业废料都是惰性的，不具有反应的危险，耐化学腐蚀，耐高温；这些废料可以存放于环境中，并无危险，也可以循环再用于制作其它物料（基座等）。

建议在进行铺设作业时，采用湿式切割，或者蚀刻和裂纹式切割。在铺设作业时避免采用电动刀具进行干式切割。不当的铺设方式会产生对铺砖人员不利的有害粉尘。

Imola陶瓷合作公司可以在自己的实验室里对所有材料的主要属性进行试验，以根据现行法规界定使用属性水平，该实验室注册于大学及科研部“高规格公共及私人外部实验室”协会。



A brand of
Cooperativa Ceramica d'Imola S.c.

Via V. Veneto, 13
40026 Imola (BO) Italia
Tel. +39 0542 601601
Fax +39 0542 31749

IMOLACERAMICA.IT

Marketing CCIkola

SIMBOLOGIA

Symbols / Symboles / Symbole
Símbolos / Система Символов / 标识

INDICAZIONI D'USO

INDICATIONS FOR USE
INSTRUCTIONS D'UTILISATION
ANWENDUNGSBEREICH
INDICACIONES DE USO
УКАЗАНИЯ ПО ИСПОЛЬЗОВАНИЮ
使用说明



Pavimento
Floor tiles / Sol / Boden
Piso / Пол / 地板



Rivestimento
Wall tiles / Revêtement / Wand
Revestimiento / Облицовка / 墙面

DESTINAZIONI D'USO

SUGGESTED APPLICATIONS
DESTINATION
ANWENDUNGSBEREICH
LUGAR DE EMPLEO
ПРЕДНАЗНАЧЕНИЕ
用途



Abitazioni
Domestic purpose/ Habitation / Wohnbereich
Habitación / Жилое помещение / 住宅



Commerciale leggero
Light traffic area
Passage léger
Gewerblichen bereich
Transito ligero
Торговое помещение с Легкой нагрузкой
低流量商业



Commerciale
Retail / Commercial / Gewerblich
Comercial / Коммерческое назначение / 商用



Commerciale pesante
Heavy traffic area
Passage intense
Gewerblichen bereich mit Hoher beanspruchung
Alto transito
Торговое помещение с Высокой нагрузкой
高流量商业



Esterni
Outdoor floor / Extérieur / Aussenbereich
Exterior / Наружные части / 户外

SUPERFICI

SURFACES
SURFACES
OBERFLÄCHEN
SUPERFICIES
ПОВЕРХНОСТИ
表面

Finitura

Finish / Finition / Oberfläche
Acabado / Отделка / 终加工



Naturale
Natural / Naturel / Natur
Matt / Природный / 自然式



Patinato
Smooth / Patiné / Patinato
Glaseada / Патинированный / 做旧式



* **Lappato**
Polished / Polie / Poliert
Pulido / Полуполированный / 磨砂式



* **Lappato Matt**
Honed / Polie Mat / Poliert Matt
Pulido Mate / Полуполированный / 磨砂式



Levigato
Polished / Polie / Poliert
Pulido / Полированный / 磨光

Aspetto superficiale

Surface look / Aspect superficiel
Aussehen der Oberfläche / Aspecto superficial
Внешний Вид / 表面外观



Opaco
Matt / Mat / Matt
Opaco / Матовый / 亚光



Satinato
Satin / Satiné / Mattiert
Satinado / Сатинированный / 丝光式



Semilucido
Semi-glossy / Semi-brillant / Halbgläzend
Semibrillante / Полуглянцевый / 半抛光



* **Lucido**
Glossy / Brillant / Gläzend
Brillante / Глянцевый / 抛光



Lucido Ripristinabile
Restorable Glossy / Brillant re-polissable
Gläzend nachpolierbar /Se puede volver a pulir
Восстанавливаемый Глянец / 可恢复光泽

* Le superfici con finitura lappata sono consigliate per qualsiasi tipo di rivestimento e per pavimenti residenziali o per superfici calpestabili che non hanno un diretto collegamento con l'esterno o che hanno accessi protetti da appositi stuoini. / Surfaces with a honed finish are recommended for any kind of wall tile, residential floor or floors that are not directly connected with the outdoors or whose entrances are protected by mats. / Les surfaces à finition rodée brillante sont conseillées pour tout type de revêtement et pour les dallages résidentiels ou pour les surfaces de passage non directement reliées à l'extérieur ou présentant des accès protégés par des tapis. / Oberflächen in geläppter, glänzender werden für alle Arten von Boden- und Wandfliesen in Wohnbereichen oder Durchgangsflächen empfohlen, die keine direkte Verbindung nach außen haben oder deren Zugänge durch entsprechende Fußabtreter geschützt sind. / Las superficies con acabado lapeado brillante son adecuadas para cualquier tipo de revestimiento y para pavimentos residenciales o superficies transitables que no están directamente unidas con el exterior o cuyos accesos están protegidos por alfombras. / Поверхности с лапатированной блестящей отделкой рекомендуются для всех видов настенных покрытий, напольных покрытий в жилых помещениях, а также напольных покрытий общего пользования, которые не имеют прямого соединения с внешними помещениями, или доступ к которым защищен специальными напольными ковриками. / 磨砂、磨光面地砖适合住宅墙、地以及任何不与室外接触且入口处有垫子覆盖保护的地方。

HIGH PERFORMANCE

ALTE PRESTAZIONI
HAUTES PERFORMANCES
WEITERE LEISTUNGSMERKMALE
ALTAS PRESTACIONES
ВЫСОКИЕ ЭКСПЛУАТАЦИОННЫЕ ПОКАЗАТЕЛИ
高性能

** RESTORABLE POLISHED FINISH

LEVIGATO RIPRISTINABILE
POLI À RÉNOVER
POLITUR WIEDERHERSTELLBAR
PERMITE RESTABLECER EL BRILLO
ПОЛИРОВАННЫЙ ВОССТАНАВЛИВАЕМЫЙ
可抛光恢复

** Per la natura del prodotto, la cui caratterizzazione estetica è per tutto il corpo del materiale, la finitura levigata può essere ripristinata per eliminare eventuali piccoli segni sulla superficie che si possono generare dopo anni di calpestio. / On account of the nature of the product that maintains its aesthetic characteristics throughout the entire body of the material, the polished finish can be restored to eliminate any small surface marks that may have been generated by years of foot traffic. / En raison de la nature du produit, dont la caractérisation esthétique se retrouve dans toute la masse du matériau, la finition polie peut être renouvelée pour éliminer les petites marques sur la surface qui peuvent être générées après des années de passage. / Aufgrund der natürlichen Beschaffenheit des Produkts, dessen asthetische Merkmale vollständig einheitlich sind, kann die Politur bei der Beseitigung kleinerer Stellen auf der Oberfläche wiederhergestellt werden, welche sich nach jahrelangem Gebrauch einstellen können. / Gracias a la naturaleza del producto, cuya característica estética es una característica intrínseca del material, el brillo del acabado se puede restablecer para eliminar ligeras marcas que se generan sobre la superficie durante el tránsito. / благодаря характеру изделия, эстетические характеристики которого охватывают все тело материала, полированная отделка может быть восстановлена, чтобы устранить любые небольшие следы износа на поверхности, которые могут образоваться после многих лет ходьбы. / 得益于该产品全彩胎的外观特性, 可进行抛光处理, 消除多年踩踏形成的痕迹, 恢复最初特性。

Bordo

Edge / Bord / Rand
Borde / Кромка / 边缘



Rettificato monocalibro
Monocaliber, rectified / Rectifié monocalibre
Rektifiziert Monokaliber / Rectificado monocalibre
Ректифицированный монокалибр / 单尺寸修正边

STONALIZZAZIONE

SHADE VARIATION / VARIATION DE NUANCES
SCHATTIERUNG / DESTONALIZACIÓN
РАЗБОС ЦВЕТОВОГО ТОНА / 自然色差



UPEC



UPEC-F+

Pour consulter la liste de valeurs voir :
<http://evaluation.cstb.fr/fr/rechercher/produits-evalues?prestations=qb32>



CARATTERISTICHE DI VENDITA

SALES CHARACTERISTICS
CONDITIONS PARTICULIÈRES DE VENTE
VERTRIEBSEIGENSCHAFTEN
CARACTERÍSTICAS DE VENTA
ХАРАКТЕРИСТИКИ ПРОДАЖИ
销售特点

Prodotto venduto al pezzo.

Product sold per item. / Produit vendu à l'unité.
Stückpreisverkauf. / Producto vendido por unidades.
Продукт продается поштучно. / 产品按片销售。

Tutti i nostri prodotti, sia al mq che al pezzo, sono venduti unicamente a scatola completa.

All our products are sold only in complete boxes, whether the unit of measure is per item or per square metre. / Tous nos produits, au m² comme à l'unité, sont vendus uniquement par boîtes entières. / Alle unsere Produkte, sowohl als Quadratmeter- wie in Stückzahlabgabe, werden ausschließlich in vollen Schachteln verkauft. / Todos nuestros productos, tanto al m² como por unidades, se venden únicamente por cajas completas. / Все наши товары, продаваемые как квадратными метрами, так и поштучно, продаются только полными коробками. / 我们所有产品, 无论按平方米还是按片定价, 都只可整箱销售。

