

3DISC

## **Heron™ IOS**

An Intraoral Color Impression  
Scanner Solution

# Why Heron™ IOS Solution

---



## Easy for the Patient

- Increased patient comfort
- Less waiting time
- Less chair time



## Easy for the Lab

- Quick, clear communication
- Support for multiple file formats
- Work with any open dental CAD system



## Easy for You

- Up and scanning in a matter of minutes
- Low learning curve for your staff
- Meet your restoration needs now, and in the future



# Heron™ IOS Solution

## - Giving You the Best Value for Money

---

The Heron™ IOS gives you the combination of reliable, durable technology, that is easy to use, and the greatest return on your investment. Put simply: it is the best value for your money.



### The Most Affordable Scanner on the Market

The Heron™ IOS is available for a one-time affordable payment. There are no license or case fees. And you get free, unlimited software updates. All of this adds up to the lowest total cost of ownership for a digital intraoral scanning solution on the market.

### The Key to a More Efficient Workday

With Heron™ IOS, you are up and scanning right out of the box. It offers a low learning curve, and with the intuitive case management software, staff can learn the system within minutes. The scanner requires no warm-up time, which means less waiting time for patients and less time spent in the chair. And the open architecture and built-in lab communication mean you can quickly and easily send files to your lab of choice.

### The Durable Workhorse for your Clinic

The Heron™ IOS features a lightweight, durable scanner with no moving parts, except the fan, which means no downtime. It's pre-calibrated, meaning you can use it right out of the box and it includes reusable tips. Free software updates mean that you get a constantly-improving solution; one that meets your scanning needs now, and in the future.

### The Path to a Better Patient Experience

The Heron™ IOS scanner's lightweight design makes impression taking easier for you and the patient. The compact, ergonomic design means staff can work faster and more comfortably. The rotating tip allows for maximum maneuverability and the sleek build increases patient comfort.

# An Open Impression Scanning Solution for Dental Professionals

When you invest in a Heron™ IOS system, you receive a complete solution comprising a small, lightweight intraoral scanner, and a complete case management software package. The HeronClinic software supports the entire dental impression workflow, including case management, scanning, validation, commenting and order submission.

## A Scanner Designed to Fit into the Modern Practice

The Heron™ IOS scanner is designed with ergonomics in mind and features a slim, lightweight handpiece with optimal grip design and a rotating tip. It also offers premium features such as color capture and a built-in heater to prevent fogging. With this intraoral scanner for taking digital impressions, 3DISC provides a solution that supports the most common types of dental restoration.

## Case Management Software Built for Collaboration

The scanner comes with The HeronClinic Software, a software application that takes care of case management and scanning, as well as lab sharing. The software offers a touchscreen interface and functions that are easy-to-use and built for collaboration between dental clinic and lab. You can share files directly from the software via the cloud-based file-sharing module or any other preferred method, such as e-mail.

## The Heron™ IOS Solution Workflow



### Case Creation

Create and manage the order in just a few steps. Create, scan and share.



### Scanning

A fast intuitive process performed by the dentist or the dental assistant.



### Case Sharing

HeronCloud is an easy to use file sharing module for sharing of the digital impression with your lab of choice.



### Lab & CAD Integration

The software is an open system, compatible with most dental CAD systems.

## Simple Price Model

With the Heron™ IOS you make a one-time affordable payment - with no additional costs per scan or license fees. In effect, this price model means that you redirect the cost for impression materials to pay off your new IOS.

## A Solution that Keeps Getting Better

Your Heron™ IOS scanner will update automatically with future software updates, improving characteristics such as scanning speed, scan accuracy, color rendering and usability.



## Solution Highlights

- Compact and sleek design.
- Unique ergonomic design with a rotating tip and a total weight of only 150 grams/5.3 ounces
- Affordable one-time payment incl. free software upgrades
- Excellent scan accuracy and precision
- Open system architecture that fits seamlessly into the practice


## Heron™ IOS Solution Specifications

### PC SOFTWARE / HARDWARE

Software Requirements	Windows 10 (excluding Windows 10 S) • ≥ 100 GB of free disk space • 1x USB 3.0 port
Recommended Hardware	16 GB of RAM (DDR4 or better) • ≥ 4 Core Intel i7 or greater (e.g. i7 7800) with ≥ 2.1Ghz base clock, ≥ 4.0Ghz Turbo/Boost Clock • NVIDIA GeForce Graphics Processor (1000 Series (GTX): 1070 or greater - At least 6 GB video memory or 2000 Series (RTX): 2060 or greater - At least 6 GB video memory)
System Calibration	The system is automatic and pre-calibrated with no user intervention required

# Heron™ IOS Color Scanner

Heron™ IOS is an intraoral color scanner designed together with dentists to ensure a perfect fit into the modern dental practice. It is characterized by an exclusive ergonomic design and by being one of the lightest color scanners available. It boasts the most sought-after features for restorative dentistry at a very attractive price. The system has true open architecture integration, enabling dentists to send digital impressions to any open dental CAD system on the lab side. The Heron™ IOS Color Scanner is designed and manufactured in the United States.



**Rotating tip**  
For optimal scanning angle

**Autoclavable Tip**  
3 tips included, reusable

**HD Image Capture and Color Scanning**  
No powder or spray required

**Heating Element**  
Prevents formation of fog on the optics

**1:1** Illustration shows actual scanner size

## Small and Compact IOS

The scanner is one of the smallest and compact IOS on the market that delivers a powder-free, full-color scan. The Heron utilizes a unique and proprietary technology that is designed to optimize the speed, accuracy and precision of the unit.

### The Hand-held Scanner

The Heron™ IOS scanner is designed with ergonomics in mind and features a slim, lightweight handpiece with optimal grip design and a rotating tip. It also offers premium features such as color capture and a built-in heater to prevent fogging. With this intraoral scanner for taking digital impressions, 3DISC provides a solution that supports the most common types of restorations in dentistry.

#### Lightweight

Weighs only 150 grams/5.3 ounces  
Ensures strain-free use in any scenario

#### Truly Ergonomic Design

Best possible grip and flexibility in daily use

#### Mounting Options

Base can be wall mounted

## Heron™ IOS Scanner Specifications

### THE SCANNER

Dimensions Scanner	Size: L 256 mm, W 43 mm, H 43 mm
Dimensions Base	Size: L 306 mm, W 98 mm, H 72 mm
Acquisition Method	Active stereo imaging
Color Scanning	24-bit (8-bits per channel)
Power Cord	1.8 meters

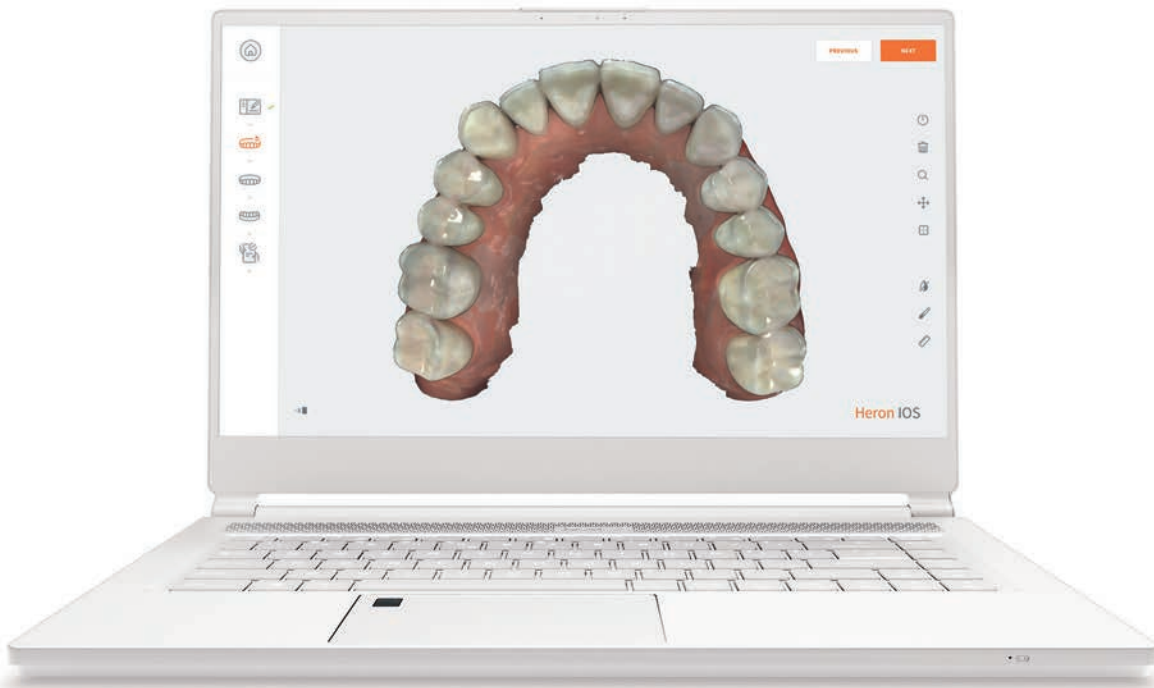
### SCANNING PROCESS

Tooth Preparation	No powder or spray required
Scanning Principle	Continuously scans and accumulates (stitching) depth and color data
Distance Scanner - Tooth	0-12 mm
Capture Time	< 2 minutes per arch

# HeronClinic Software

---

The HeronClinic Software is a highly intuitive scan & order management software package that is included in the Heron™ IOS solution. In addition to order management and scanning, the system allows you to share information with the lab via our cloud file-sharing solution. The software is designed to be highly intuitive, with a fast learning curve that provides fast and easy collaboration with the lab.



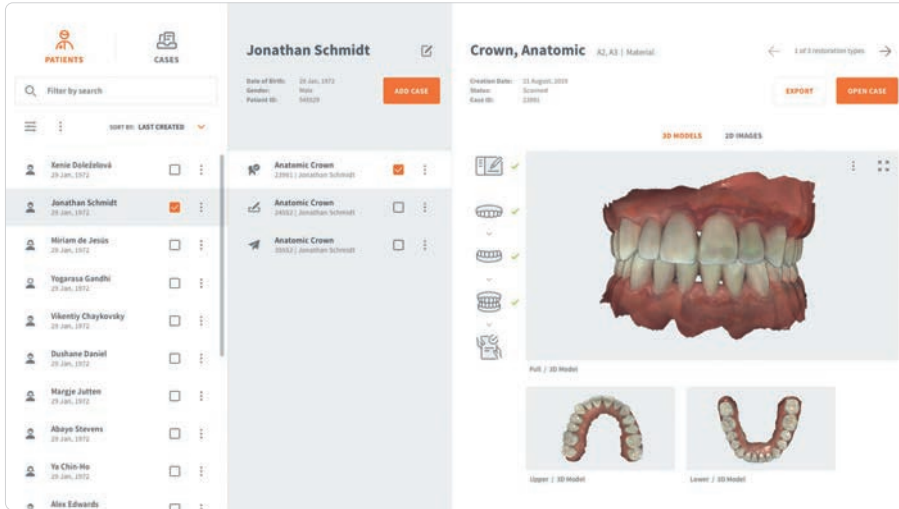
**Open Format Software** is one of your biggest advantages when choosing the Heron™ IOS system as it gives you the option to work in any open platform software and use the scanner in your current clinic and lab setup. With the ability to scan and export in STL, PLY and OBJ to any open CAD software solution on the labside, the Heron™ IOS system gives you maximum flexibility in connecting and automating your digital set-up.

## Software Highlights

- Touch screen functionality
- HeronCloud solution for file sharing included
- 3D scan viewer with comparison function to track patient tooth history
- Support available in multiple languages (3DISC.com/support)
- Support of the most common types of restorations
- Open architecture for export to any open dental CAD system



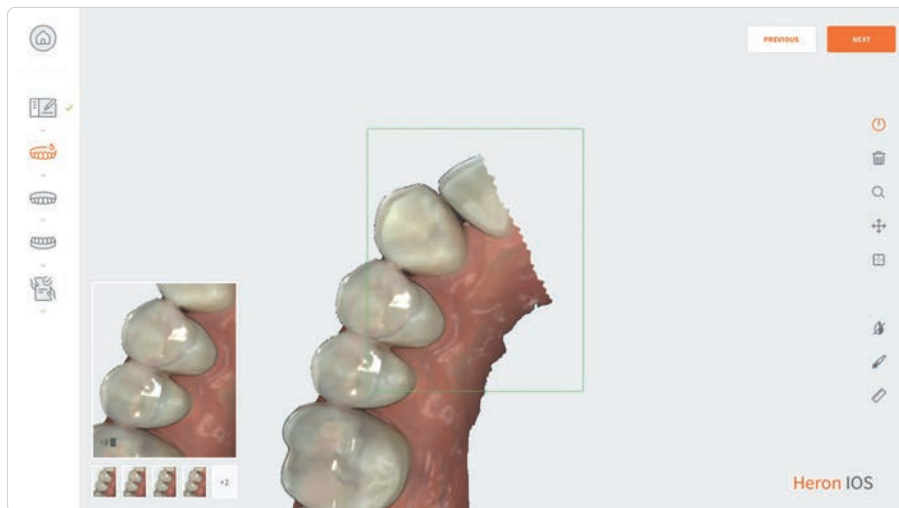
**Open Format Software** The built-in case management software simplifies your entire restoration workflow, giving you a more productive, efficient workday.



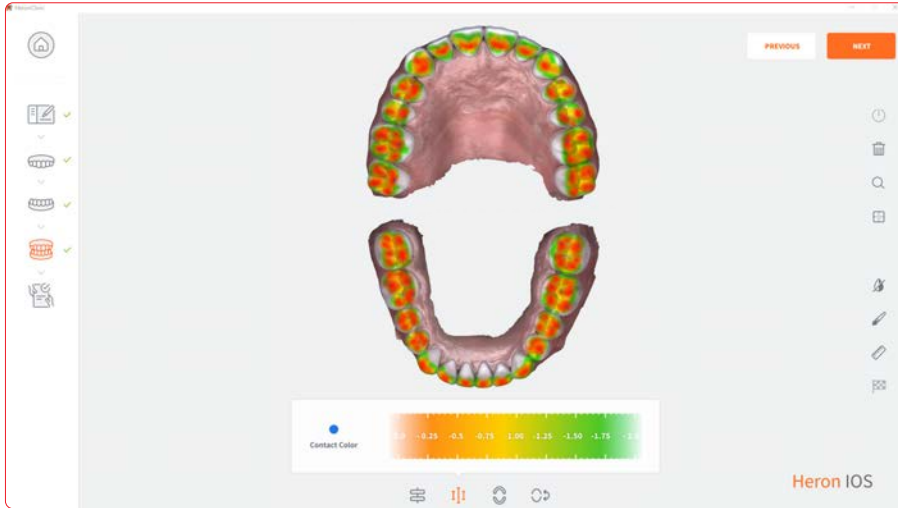
**Case and Patient Browser** Simplified case management, providing an easy-to-navigate overview of all patient information. Quickly access scanning steps and the built-in 3D viewer.



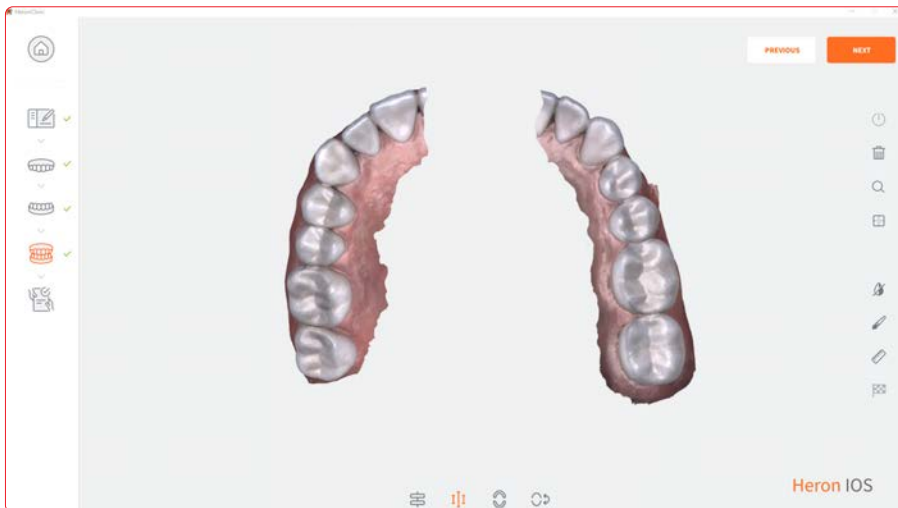
**Order Creation** Easily select the restoration type and material. Add the preferred lab – all from one screen.



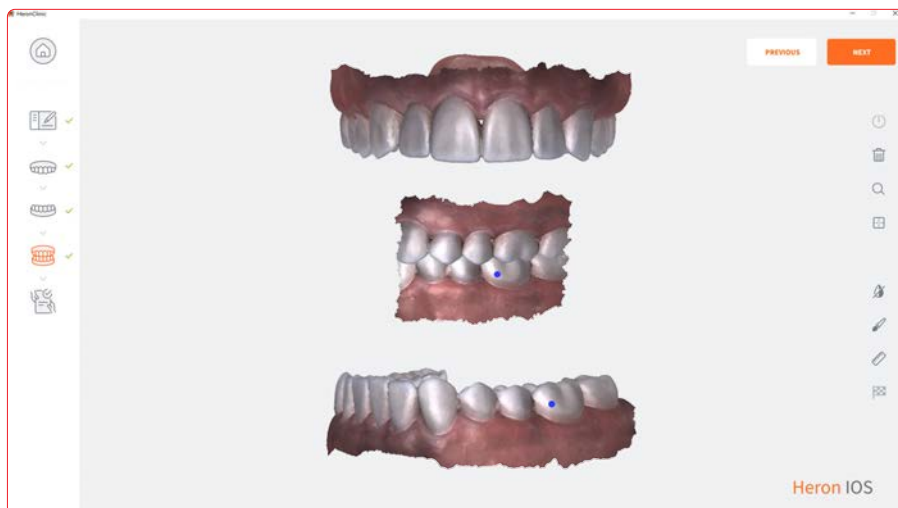
**Scanning** The Scanning page places all the necessary tools at your fingertips. And the Live Preview window enables you to see the results of your scan as you work.



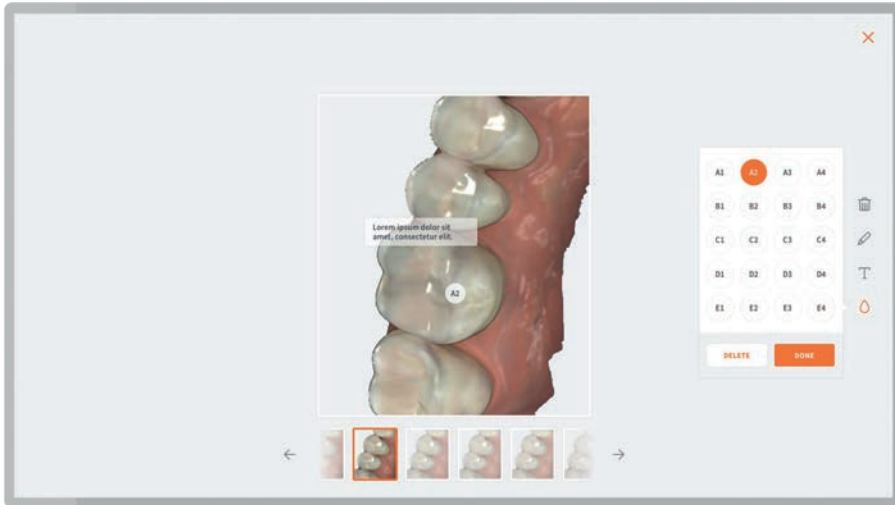
**Colored Distance Map** Visualize the distance between upper and lower jaw for a quick estimate of preparation shape. Adjust the values for custom setting of desired distances, intuitive interface with easy setup.



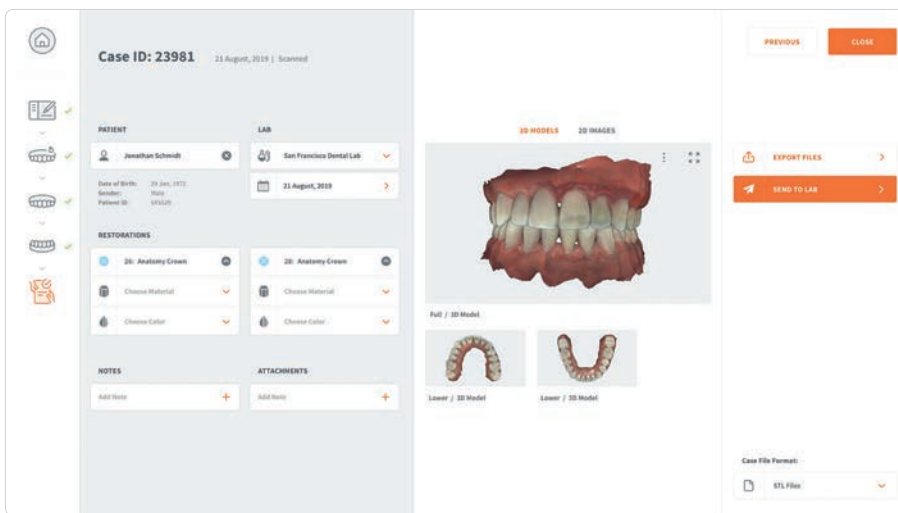
**Open Jaws** Added new feature with the ability to open and examine the patients jaw from occlusal side. Especially useful when used with colored distance map function.



**Manual Bite Alignment** New option that allows user to manually adjust the bite alignment, with a simple interface. Dentists can verify the lab receives an accurate bite alignment.



**2D Image Viewer** Complete your digital prescription by adding color information, notes and drawings. Communication with the lab has never been easier.



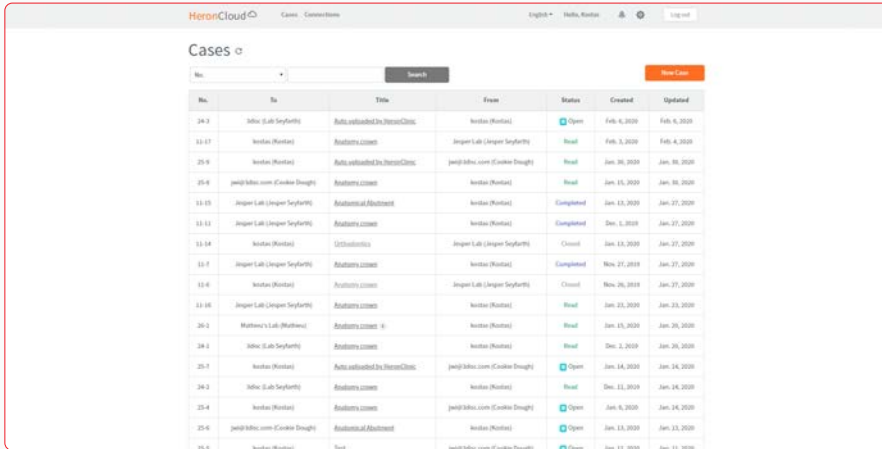
**Finalize** The Finalize screen enables you to validate all information, add attachments and comments to your files before sending them to the lab.

## HeronClinic Software Specifications

Output File Format	STL, PLY or OBJ
Compatibility with CAD/CAM Systems	Open architecture • Compatible with most dental CAD systems
Supported tasks	Case management, scanning, validation and lab sharing application
Cloud-based file sharing	Allows transfer of dental restoration case from dental office to dental lab and manufacturing
Indications	The scanner software is set up to aid in the creation of restorations such as anatomic crown, impression copings, inlays, onlays, provisional crown, anatomic pontic, reduced pontic, provisional pontic, veneers, diagnostic wax-ups, bite splints and implants
Interface	Touchscreen functionality

# HeronCloud

The HeronCloud is an easy to use cloud solution, that helps you share and store your digital scans, without sacrificing local storage. Share your files with any digital lab, with no inbox limitations.

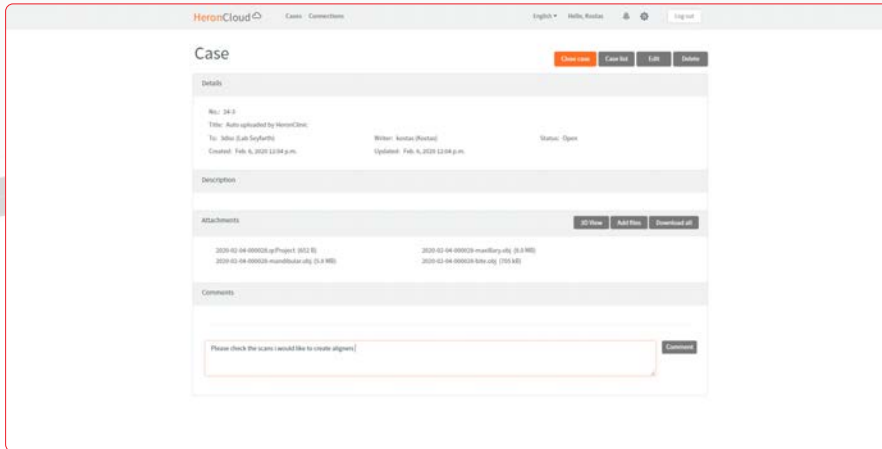


The screenshot shows the 'Cases' page in HeronCloud. It features a search bar and a 'New Case' button. Below is a table with columns: No., To, Title, From, Status, Created, and Updated. The table lists various dental cases with their respective details.

No.	To	Title	From	Status	Created	Updated
24-2	John (Lab Seyfarth)	Auto uploaded to HeronCloud	heron (Heron)	Open	Feb 6, 2020	Feb 6, 2020
24-17	heron (Heron)	Anatomical Abutment	Jasper Lab (Jasper Seyfarth)	Read	Feb 3, 2020	Feb 4, 2020
25-9	heron (Heron)	Auto uploaded to HeronCloud	jasp@labc.com (Creslin Doughty)	Read	Jan 26, 2020	Jan 26, 2020
25-6	jasp@labc.com (Creslin Doughty)	Anatomical Abutment	heron (Heron)	Read	Jan 15, 2020	Jan 26, 2020
11-15	Jasper Lab (Jasper Seyfarth)	Anatomical Abutment	heron (Heron)	Completed	Jan 13, 2020	Jan 27, 2020
11-11	Jasper Lab (Jasper Seyfarth)	Anatomical Abutment	heron (Heron)	Completed	Dec 1, 2019	Jan 27, 2020
11-14	heron (Heron)	Orthodontics	Jasper Lab (Jasper Seyfarth)	Closed	Jan 12, 2020	Jan 27, 2020
11-7	Jasper Lab (Jasper Seyfarth)	Anatomical Abutment	heron (Heron)	Completed	Nov 27, 2019	Jan 27, 2020
11-6	heron (Heron)	Anatomical Abutment	Jasper Lab (Jasper Seyfarth)	Closed	Nov 26, 2019	Jan 27, 2020
11-16	Jasper Lab (Jasper Seyfarth)	Anatomical Abutment	heron (Heron)	Read	Jan 23, 2020	Jan 23, 2020
20-2	Matthew's Lab (Matthew)	Anatomical Abutment - R	heron (Heron)	Read	Jan 15, 2020	Jan 26, 2020
24-3	John (Lab Seyfarth)	Anatomical Abutment	heron (Heron)	Read	Dec 3, 2019	Jan 26, 2020
25-7	heron (Heron)	Auto uploaded to HeronCloud	jasp@labc.com (Creslin Doughty)	Open	Jan 14, 2020	Jan 14, 2020
24-3	John (Lab Seyfarth)	Anatomical Abutment	heron (Heron)	Read	Dec 11, 2019	Jan 14, 2020
25-4	heron (Heron)	Anatomical Abutment	jasp@labc.com (Creslin Doughty)	Open	Jan 6, 2020	Jan 14, 2020
25-6	jasp@labc.com (Creslin Doughty)	Anatomical Abutment	heron (Heron)	Open	Jan 13, 2020	Jan 13, 2020
25-6	heron (Heron)	Scan	jasp@labc.com (Creslin Doughty)	Open	Jan 11, 2020	Jan 11, 2020

## Overview

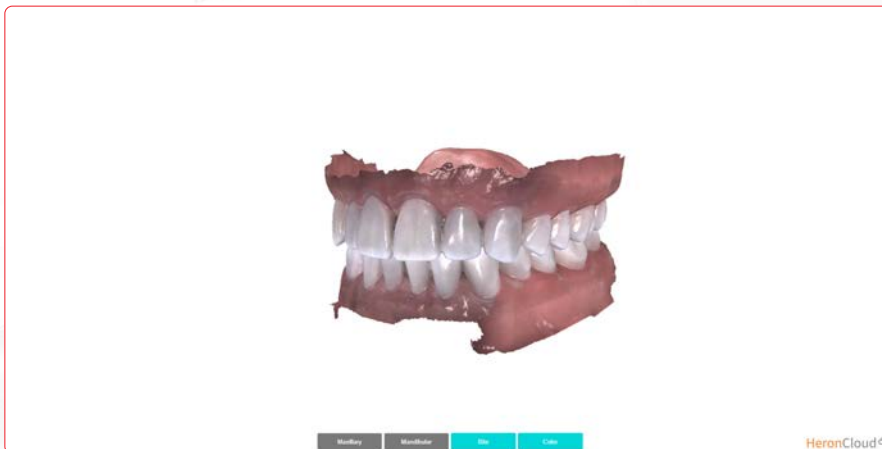
All cases received with status, type of restoration, dentist id, date and delivery times. You can change the language and add partner connections.



The screenshot shows the 'Case' details page in HeronCloud. It includes sections for 'Details', 'Description', 'Attachments', and 'Comments'. The 'Details' section shows case number 24-2, title 'Auto uploaded by HeronCloud', and status 'Open'. The 'Attachments' section shows two files: '2020-01-04-000028-01-Project (1023 KB)' and '2020-01-04-000028-manufacture.dwg (2.4 MB)'. The 'Comments' section has a text input field and a 'Comment' button.

## Individual Case Overview

Instantly examine the case contents including the scans and comments added. Download the needed files and change case status.



## Web 3D Viewer

Check the case before downloading it to validate files and communicate changes with the dentist.

# Efficacy and Accuracy of Scanned Crown Preparations Cross Arch

- A case study by Dr. Salvatore F. Perna



## Dr Salvatore F. Perna - Phoenix, Arizona

Dr. Salvatore Perna is practicing in Phoenix, Arizona with a focus on digital cosmetic dental reconstruction with innovative design and restorative care.

His philosophy is to restore patients to their optimum oral health with care and a conservative, gentle touch. One of the most rewarding aspects of dentistry for Dr. Perna is seeing patients leave the office with a transformed smile that enhances their self-esteem and confidence.

## The case

A patient was seen in our clinic for restoration of decayed and misaligned teeth #5-13. The patient requested ideal anatomical cosmetics, and was cleared for dental care by the MD and all diagnostic records and proposed treatment care were discussed and agreed upon.

I prepared the patient for full coverage crowns and scanned the maxillary and mandibular arches with the Heron™ IOS. I was curious to evaluate the cross-arch accuracy and marginal integrity of the Heron™ IOS recently released software algorithm.

## The results

The completed crowns seated perfectly on the patient's teeth with exact and unmatched marginal integrity. I can verify to the user-friendly interface and software module, as well as to the terrific, ergonomic design and function of the scanner. The patient experienced no discomfort, and there were no problems scanning the distal of any posterior teeth, due to the contoured and tapered Heron IOS handpiece.


Transferring STL files to my crown and bridge and denture laboratory was easy and occurred with the upmost efficacy. My lab appreciated the digital lab slips comprehensive, yet streamlined approach to communicating my Rx to them.

## Conclusion

I wanted to purchase and use the best IOS available, and I was looking for a company which offered the best technology, support and future development. I believe 3DISC has now risen to a level that supersedes all competition to date. I would highly recommend this fantastic device for all dentists; from the new practitioner to the most experienced, in order to bring your patient care to the next level of excellence.




- The pre-op photo shows irregular ortho alignment



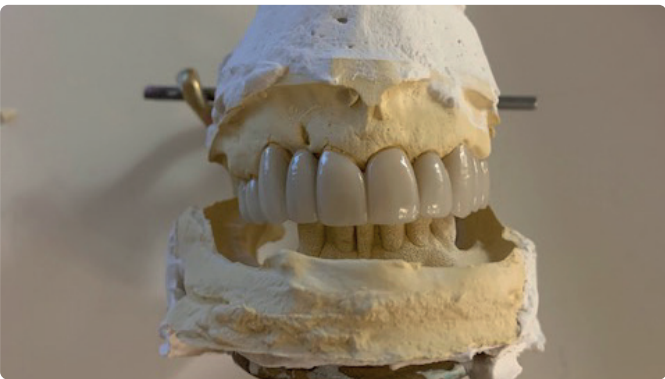
- The initial Heron™ IOS scan is in progress



- The scanner's compact design ensured optimal patient comfort in tight occlusal spacing



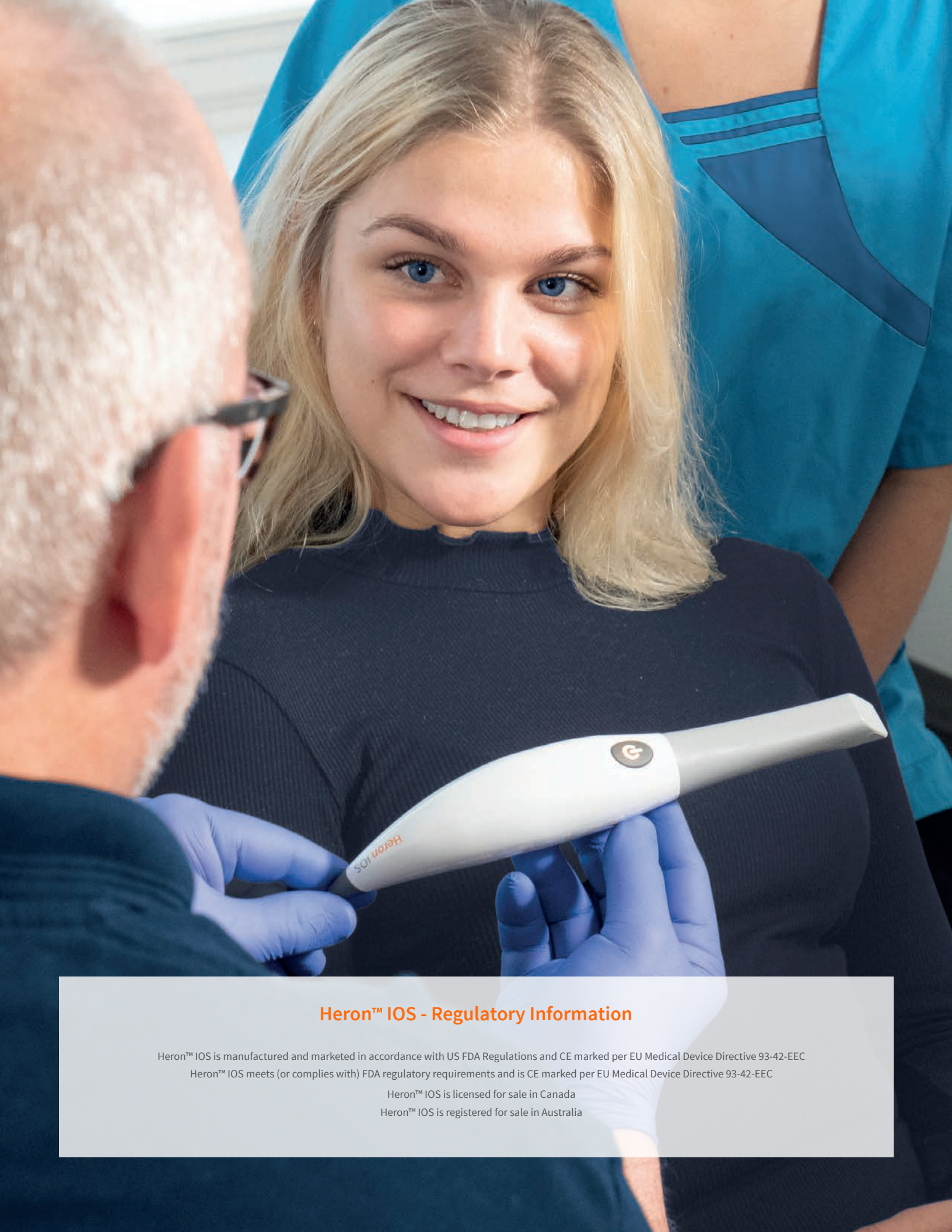
- Comparison of 3D imaging to printed models



- Mounted stone models verifying fit and finish prior to seating case



- Case seated with ease and precision



### **Heron™ IOS - Regulatory Information**

Heron™ IOS is manufactured and marketed in accordance with US FDA Regulations and CE marked per EU Medical Device Directive 93-42-EEC  
Heron™ IOS meets (or complies with) FDA regulatory requirements and is CE marked per EU Medical Device Directive 93-42-EEC

Heron™ IOS is licensed for sale in Canada  
Heron™ IOS is registered for sale in Australia

# About 3DISC

---

We began our journey in 2007 with a vision: to design and build imaging products that empower dentists to provide the highest quality treatment and comfort for their patients. When dental clinics choose our solutions, they can rely on our commitment to use our expertise and continuous product development to give them the best value for their investment. The development of our solutions begins and ends

with the dentist and patient in mind, and our goal is to bring the benefits of digital imaging solutions to dental practices of all sizes. With R&D and manufacturing facilities in the United States, offices in Europe and Asia and a worldwide distributor network, we are poised to provide the best possible, local support for all our customers.

## SciVision Medical

3DISC Agent in South Africa

### Follow us

---

 [Facebook.com/3DISC](https://www.facebook.com/3DISC)

 [Instagram.com/3DISC](https://www.instagram.com/3DISC)

 [Linkedin.com/3DISC](https://www.linkedin.com/company/3DISC)

 [Youtube.com/3DISC](https://www.youtube.com/3DISC)

 [Twitter.com/3DISC](https://www.twitter.com/3DISC)

**3DISC.com**

#### 3DISC

365 Herndon Pkwy #18 Herndon, VA  
20170, United States  
Tel: +1 703 430 6080  
Tel: +1 800 570 0363 (Toll free)

[sales@3DISC.com](mailto:sales@3DISC.com)

#### SciVision South Africa

7 Charles de Gaulle Crescent,  
Centurion  
Tel: +27 12 665 2595 / 3541  
Tel: +27 84 405 8025

[info@scivisionmedical.com](mailto:info@scivisionmedical.com)