

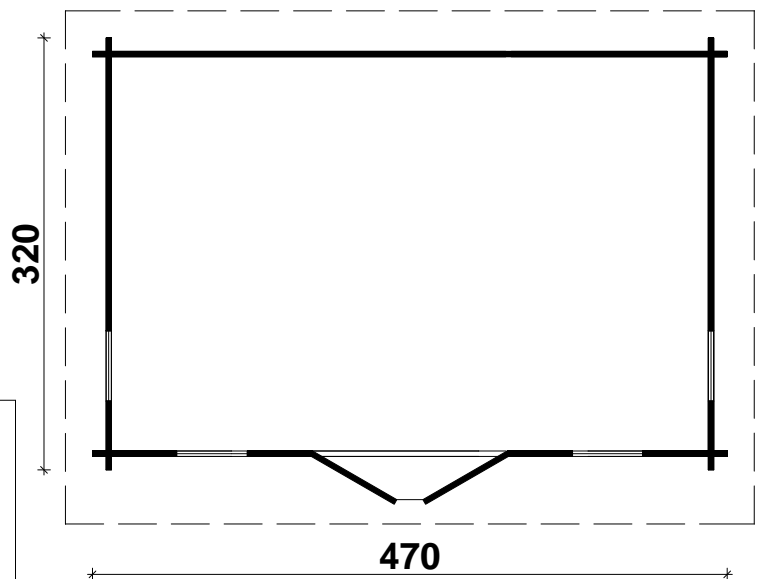
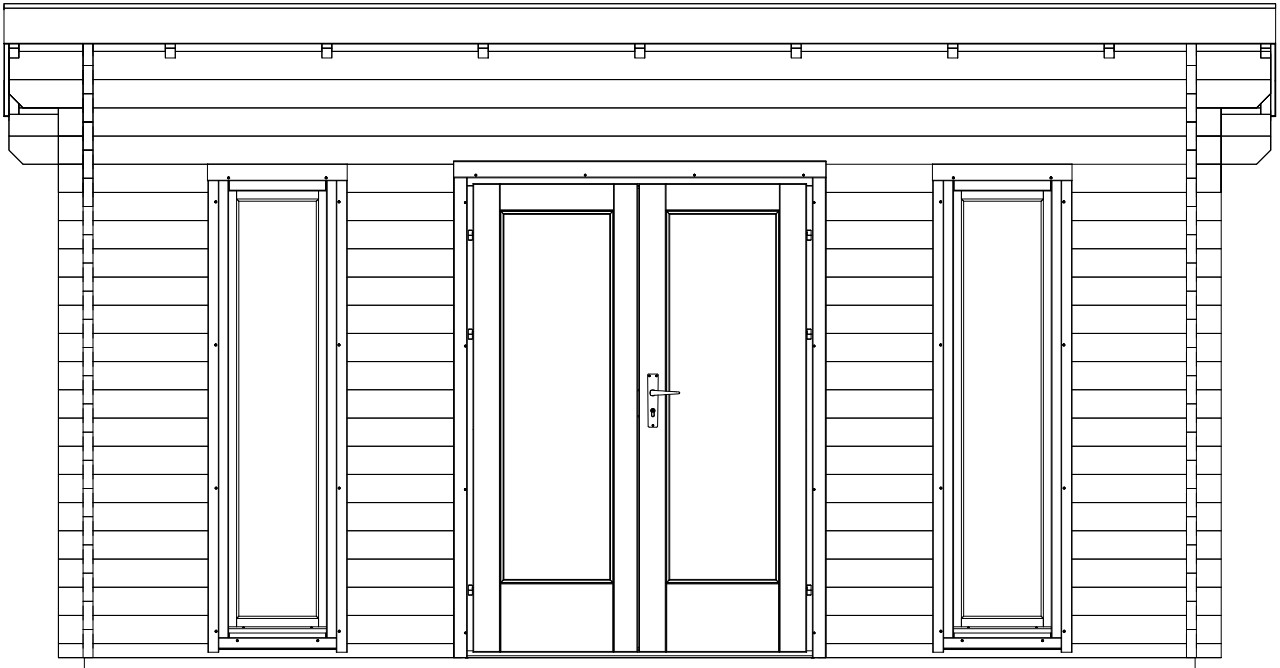
Techn. Data / Daten: Oklahoma

Log length (W x D): 470 x 320 cm

Bohlenaußenmaß (B x T): 470 x 320 cm


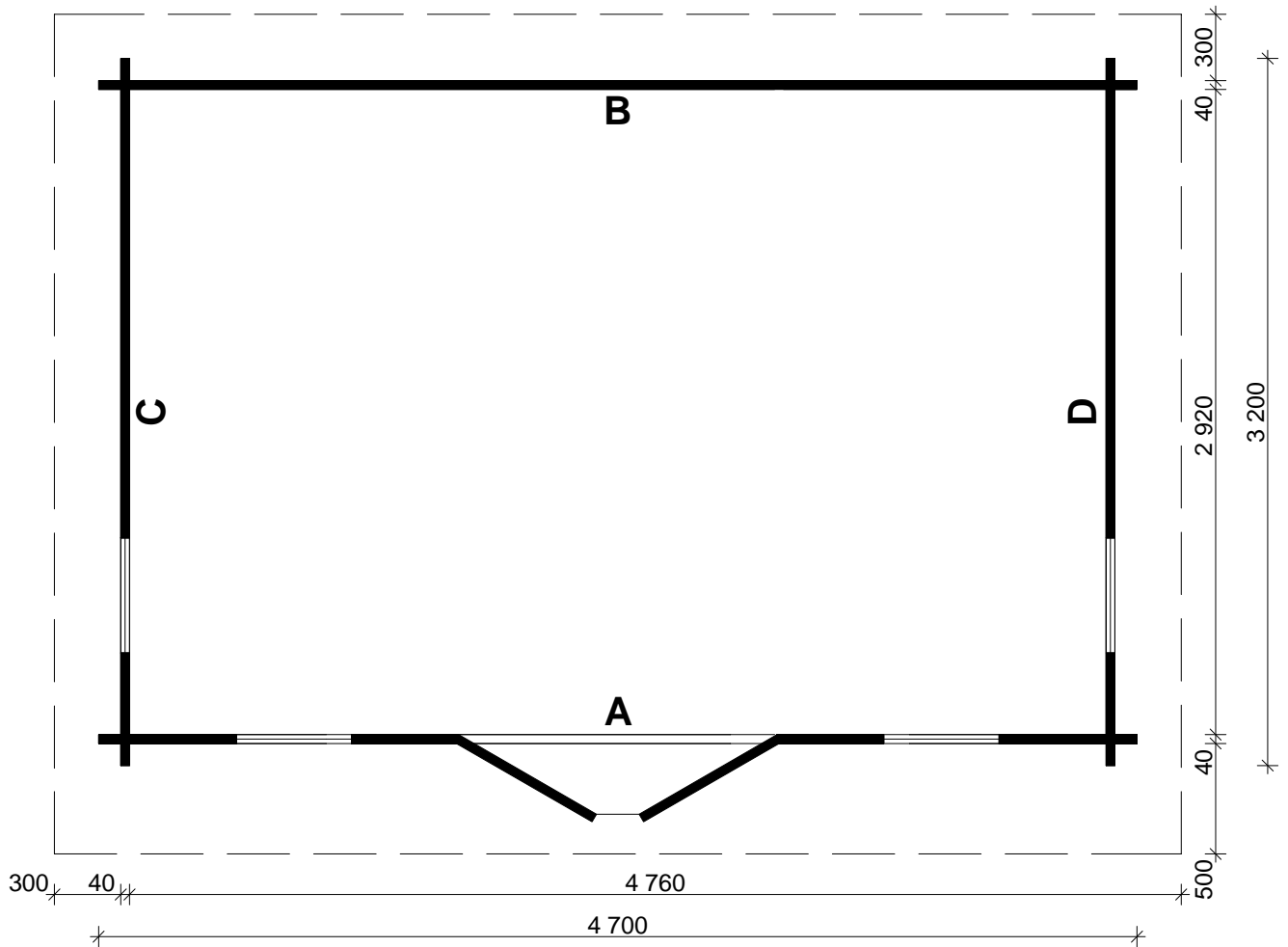
Wall size(outside): 450 x 300 cm · Log thickness: 40 mm

Wandaußenmaß: 450 x 300 cm · Bohlenstärke: 40 mm








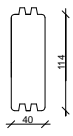




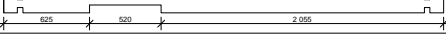





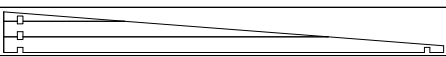





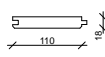





Note: All dimensions are approximate !
Achtung : Alle angegebenen Maße sind ca. - Maße !

Oklahoma / 40 mm - 470 x 320 cm

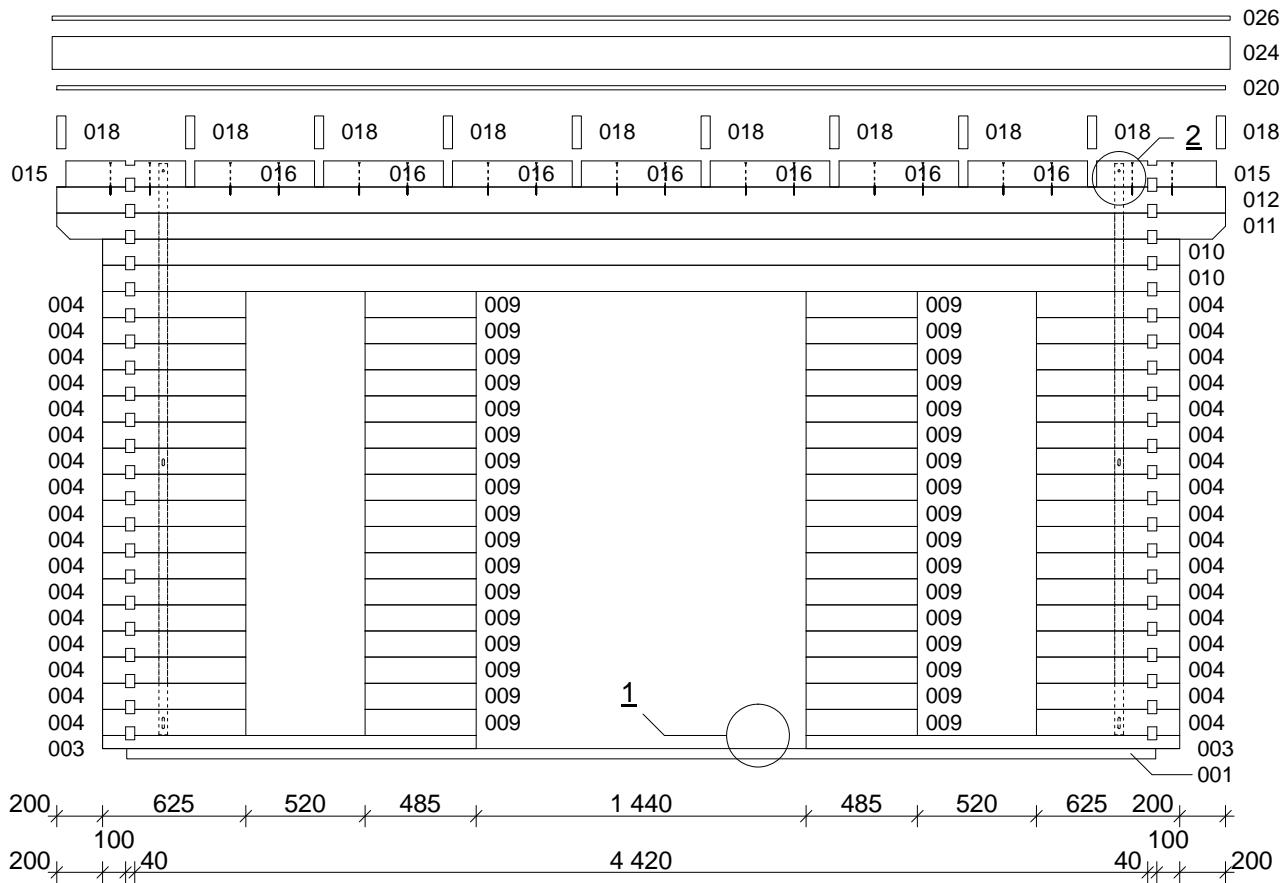


Oklahoma / 40 mm - 470 x 320 cm


Nr.		 mm	 mm	 x
001	Foundation beams / Fundamenthölzer		4490	7
002		 	4700	1
003			1630	2
004			625	66
005			2055	32
006			3200	2
007			3200	2
008			3200	4
009			485	34
010			4700	19
011			5100	2
012		5100	2	
013		--	--	
014		3200	2	
015			522	4
016			522	14
017			40 x 114	--
018	Rafter / Dachsparren 		3810	10
019	Roofing felt / Dachpappe			--
020	Roof boards / Dachbretter		5100	35+1
021	Floor boards / Fußbodenbretter		2916	41+1
022	Baseboard / Fußleisten		ca. 14,6 m	
023	Storm braces / Sturmleisten 		2500/2250	2/2
024	Fascia board / Giebelblende	18x143	5140	2
025			3810	2
026	Roof edge reinforcement / Traufenleiste	18x90	5140	1
027			3760	2
028	Screws 4,0 x 40			120
029	Screws 4,0 x 50 ; 5,0 x 70			700/20
030	Screws 6,0 x 140			90
031	Nails 1,4 x 35			50
032	Bolt M 8 x 70, nut, washer			12
033	Hit block / Schlaghölzer		300-400	
034	Double door / Doppeltür ca. 1425 x1955 mm - 40 mm Standard +			1
035	Window / Fenster ca. 515 x1890 mm - 40 mm Standard +			4

Oklahoma / 40 mm - 470 x 320 cm

A




B

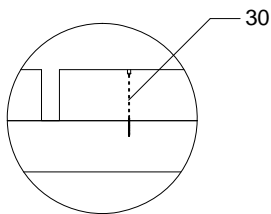


Oklahoma / 40 mm - 470 x 320 cm

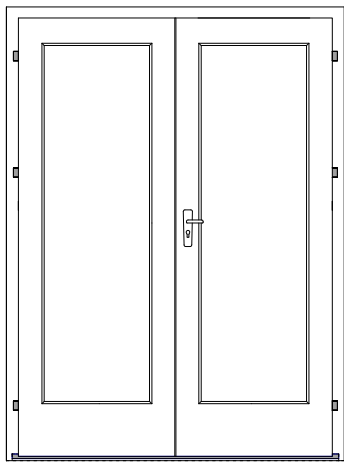
C - D



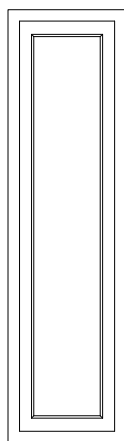
4



Oklahoma / 40 mm - 470 x 320 cm

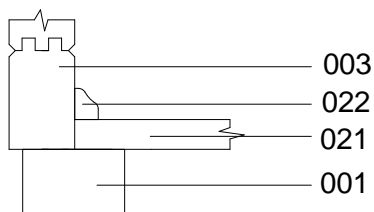


Double door / Doppeltür
40 mm / D.G. Iso.
1425 x 1955 mm
1 st.



Window / Fenster
40 mm / D.G. Iso
515 x 1890 mm
4st.

A-A



B-B

