

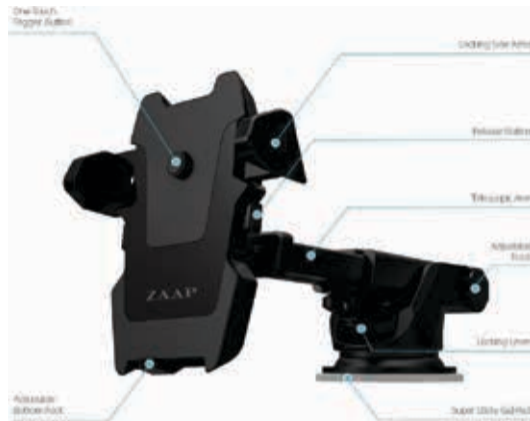


# Car & Desk Mount Quick Touch One

USER MANUAL

Model: ZAAP011

## EXPLORING QUICK TOUCH ONE



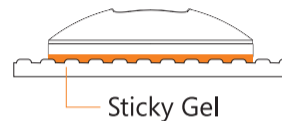
### Quick Touch One Locking Feature

- Mount your device quickly & safely.
- Simple push of a finger locks your device in place.
- US patented Locking Mechanism.

*ONCTTO SERIES - for safe and easy mount*

## SUPER STICKY GEL PAD

Zaap Sticky Gel Pad



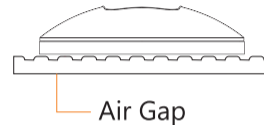
### 2-Step Locking & Telescopic Arm

#### 2-Step Locking **IMPORTANT**

- Allows for adjustable gel pad strength for multiple surfaces.
- Pull down lever once for maximum suction on plane surface.
- Pull down lever twice for maximum suction on textured/curved surface.

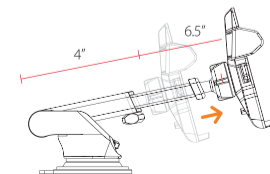


Traditional Suction Cap



#### Telescopic Arm

- Arm extends from 4 inches to 6.5 inches.
- Telescopic arm allows for safer & easier use.
- Great for use with long and hard to reach dashboard & Windshields.



Marketed in India by:

**ZAAP TECHNOLOGIES (India)**

Level -2, Elegance Tower, Old Mathura Road, Jasola,  
New Delhi 110025

©ZAAP Technologies 2014

Customer Service Email: [support@zaaptech.com](mailto:support@zaaptech.com)

1800-120-9227

[www.zaaptech.com](http://www.zaaptech.com)



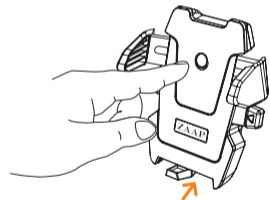
## QUICK TOUCH ONE MOUNTING SYSTEM

Your mounting has become easier with our ingenious Quick Touch One Mounting System.



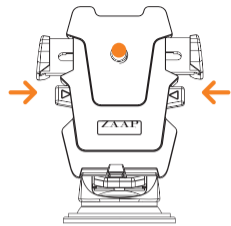
STEP1

Press side buttons into locking position.



STEP2

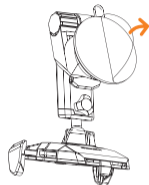
Tap the Quick Touch One Button to security lock the cradle arms.



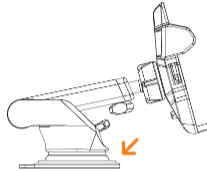
Adjustable foot can be moved from left to right

## INSTALLATION INSTRUCTION

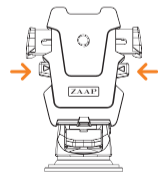
Follow the steps provided below:



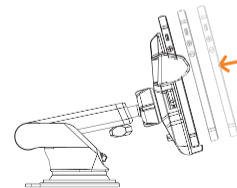
1. Peel the protective skin from the suction pad.



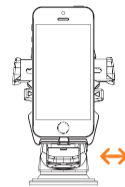
2. Place the suction pad on desired surface & press down.



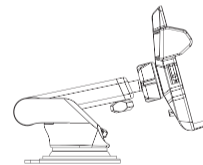
3. Press side buttons into locking position.



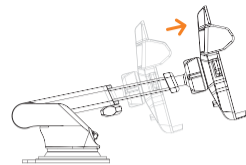
4. Place your device inside the mount firmly to activate the Quick Touch One locking system.



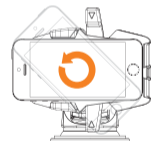
5. Adjust bottom foot to locate proper position.



7. Tighten knob to fasten in place.



6. Loosen knob to extend telescopic arm to desired length.



8. Adjust cradle in any angle with ball pivot joint.

Rinse Gel Pad with water to restore tacky suction

## COMPATIBILITY:

Fits mobile devices 2.3 inches to 3.4 inches wide, like iPhone SE/6/6 Plus/5s/5c/4s, Galaxy S5/S4/S3/S2, Galaxy Note /4/3/2/S6 Edge, HTC One M8/M9, Google Nexus 6/5/4, LG G2, Droid RAZR MAXX, Nokia Lumia 920/928/One Plus One/One Plus Two & other smart phones.

## WARRANTY:

Zaap Technologies warrants all of its hardware products excluding refurbished items, with a One Year Limited Warranty against defects in workmanship and materials under normal use for a period of one year from the original purchase date. This warranty does not cover accidental damage, misuse, improper care or alteration, or acts of God such as floods and earthquakes, etc.