
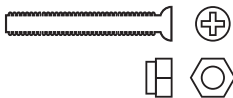


HOW TO BUILD YOUR WONDER WAGON




YOU WILL NEED:

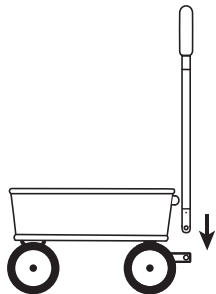


1 screw and 1 bolt
(included)

Phillips head screwdriver
and wrench
(not included)




HOW TO:



01.

Take the Wonder Wagon handle and insert the metal end over the front axle stem.


Align the handle's holes with the stem's holes.



02.

Insert screw through all four holes.

Screw bolt on and then tighten securely with a wrench.



Olivia™