
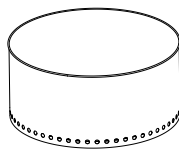


Smokeless Fire Pit

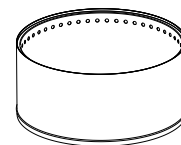
INSTRUCTIONS&OTHERINFORMATION



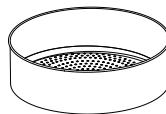
LIST OF ACCESSORIES:



Bottom barrel × 1



Middle barrel × 1



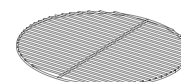
Carbon disk × 1



Fire gathering × 1



Fire hook × 1



Grill × 1



Carry bag × 1

How to Use Your Fire Pit

CORRECT

INCORRECT

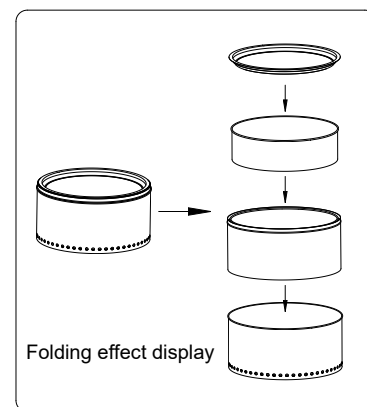
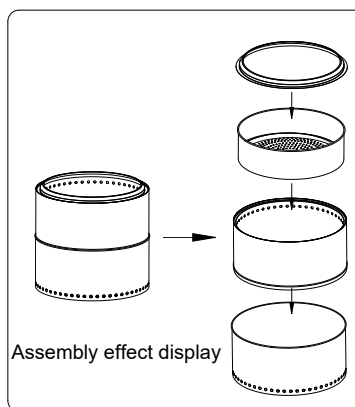


Storage and Care

Caring for your stove correctly will prolong its look and usability.

After each use, wait until the unit has completely cooled down then turn the stove over to empty any remaining ash. If you want to wipe it down, use only a dry cloth.

Always place your fire pit in its carrying case (which can also be used as a temporary outdoor cover) and store in a cool/dry location.



Due to extremely high temperatures, discoloration of the stove will occur and is considered normal. Stainless steel has an increased resistance to rust; however, it is not rustproof.

Prolonged exposure to moisture may result in increased staining and/or rusting. Due to extremely high temperatures inside of the stove may show signs of staining/rust. This is normal and will not affect normal use.

Tips & Good Things to Know

- When you first use your stove, the unique double-wall airflow within the unit will take approximately 5-15 minutes to achieve full efficiency. The more evenly your fire burns inside the stove, the more prominent the flame pattern showing the secondary combustion will appear.
- Use dry hard woods for best results.
- Overfilling the stove above the top air holes will decrease efficiency and will produce more smoke.
- Store your stove in a cool and dry location. Prolonged exposure to harsh weather will increase rust and discoloration.

User Warnings

1. Smokeless Fire Pit is for outdoor use only and should not be used in a building, a garage, or any other enclosed area.
2. Smokeless Fire Pit will be extremely hot when in use. Never attempt to touch or move your Smokeless Fire Pit during use or before it has completely cooled down.
3. Do not use Smokeless Fire Pit for indoor heating. Toxic carbon monoxide can accumulate and cause asphyxiation and possibly death.
4. Smokeless Fire Pit is not for commercial use.
5. Smokeless Fire Pit is not to be operated by children. Smokeless Fire Pit is not a toy.
6. Never leave Smokeless Fire Pit unattended, especially when children and pets are nearby.
7. Smokeless Fire Pit is not to be used in a boat or recreational vehicle.
8. Always use Smokeless Fire Pit in accordance with all applicable local, state, and national codes. Contact your local fire department for details.
9. When using Smokeless Fire Pit, exercise the same precautions you would with any open fire.
10. The use of alcohol, prescription or non-prescription drugs may impair the consumers ability to operate Smokeless Fire Pit safely.
11. Do not use Smokeless Fire Pit until you have read the operating instructions and user warnings.
12. Smokeless Fire Pit is designed for use with standard firewood logs and may not function properly with other fuel sources.
13. Do not alter or modify Smokeless Fire Pit in any manner.
14. Do not store or use gasoline or any other flammable vapors or liquids in the vicinity of Smokeless Fire Pit.
15. Do not store or use LP gas cylinders within 30 feet of Smokeless Fire Pit while it is in operation.
16. Do not use Smokeless Fire Pit near automobiles, trucks, vans, or recreational vehicles.
17. Do not use Smokeless Fire Pit in any explosive environment. Keep the area around the Smokeless Fire Pit clear and free of any combustible materials, gasoline, or any other flammable liquids.

Suggested Fuel

Dry firewood logs

18. Do not use Smokeless Fire Pit under any overhead or near any unprotected combustible constructions. Avoid using under or near any overhanging trees or shrubs.
19. Always use Smokeless Fire Pit on a level noncombustible surface. Use on wood or composite decks at your own risk.
20. Do not wear flammable or loose clothing when operating Smokeless Fire Pit.
21. Do not use Smokeless Fire Pit in windy conditions.
22. Do not use gasoline, kerosene, diesel fuel, lighter fluid, alcohol or any other flammable liquid to light or relight Smokeless Fire Pit.
23. Keep all electrical cords away from Smokeless Fire Pit.
24. ALL surfaces of Smokeless Fire Pit are extremely hot when in operation. To avoid burns and serious injury, do not touch Smokeless Fire Pit until the fire is completely out and it has completely cooled. Never touch the coals or ash to see if they're still warm.
25. Do not attempt to move or store Smokeless Fire Pit until all fire, coals, and ashes are completely extinguished and the unit has completely cooled.
26. Do not remove any coals or ash or clean the stove until the coals and ash are completely extinguished and the unit has completely cooled.
27. Do not lean over Smokeless Fire Pit when lighting or when it is in use.
28. Avoid breathing smoke from the fire and avoid getting smoke in your eyes.
29. Smokeless Fire Pit should be inspected and cleaned regularly after each use.
30. After a period of non-use, check Smokeless Fire Pit for signs of damage and creosote buildup. Do not operate until necessary repairs and/or cleanup is done.
31. Do not use water to extinguish the fire as this could cause damage to the fire pit as well as injury to the user.
32. Serious injury, death, and/or property damage may occur if the above instructions are not followed exactly.

Manufacturer: THE JIU AND FENG TECHNOLOGY LIMITED
Manufacturer address: EAST SUN INDUSTRIAL CENTRE
NO.16 SHING YIP STREET KOWLOON
HONG KONG
E-MAIL: INFO@SERVICEPROHELP.COM