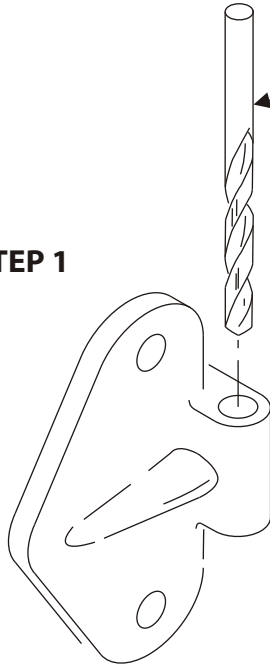


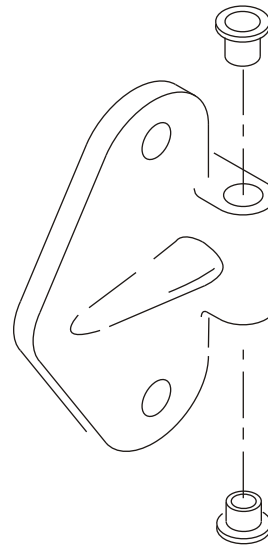
STEP 1



USING 7/16" DRILL BIT **CAREFULLY** DRILL THE HINGE TO RECEIVE NEW BRONZE BUSHINGS

PRESS IN PLACE
11/32" ID X 7/16" OD X 1/2" LONG
FLANGE BRONZE BUSHING

STEP 2



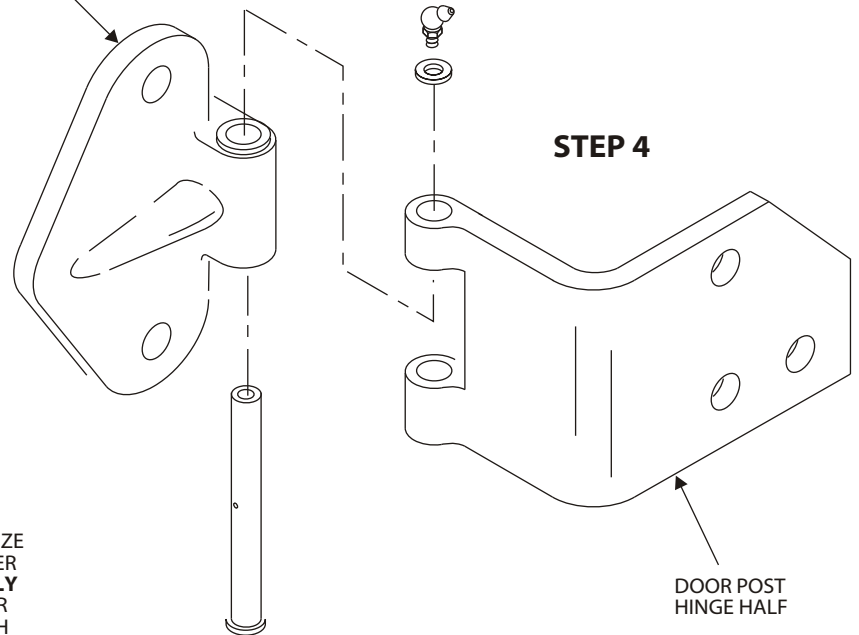
DOOR
HINGE HALF

STEP 4



AFTER INSERTING
11/32" ID FLANGE BRONZE
BUSHINGS TO THE OUTER
HINGE HALF, **CAREFULLY**
PASS A 11/32" DRILL OR
REAMER THROUGH BOTH
BUSHING TO ASSURE
ALIGNMENT

STEP 3



DOOR POST
HINGE HALF

CAUTION: WHEN USING THE DRILL OR REAMER USE AT ONLY AT LOW SPEEDS. THE BRONZE BEARING ARE SOFT AND COULD BE DAMAGED IF HIGHER SPEEDS ARE USED.