

## WARNING

Refill bottles contain pure concentrated fragrance and essential oils.

Keep out of reach of children at all times.

Keep upright: If diffuser is knocked over the oil will leak out.

Do not consume or get oil on skin. In case of contact with skin immediately wash off with soap and water.

If ingested seek immediate medical attention.

In case of eye contact wash thoroughly with water and seek immediate medical attention.

## SPECIFICATIONS

**Size:** 72mmL × 42mmW × 128mmH

**Input:** AC 100-240V 50/60Hz

**Output:** DCSV1A

**Weight:** Approx. 300g

**Power:** Approx. 3W

**Work time:** >20h

**Battery charging:** Approx. 6h

**Spread area:** 25m<sup>2</sup>

**Raw material:** PP+PBT

**Accessories:** adapter, USB cable, nebulising spray head, 18ml essential oil bottle

## ACCIDENTAL LEAKAGE

In the event the unit is knocked over during use please:

1. Turn off the power immediately, unplug the unit and remove the nozzle.
2. Remove the oil bottle from the nozzle.
3. Take a little diluted detergent, wipe the remaining fragrance on the machine and nozzle with tissue and napkin. Then put in a safe place to dry naturally.

# S\HOME

## MINI DIFFUSER

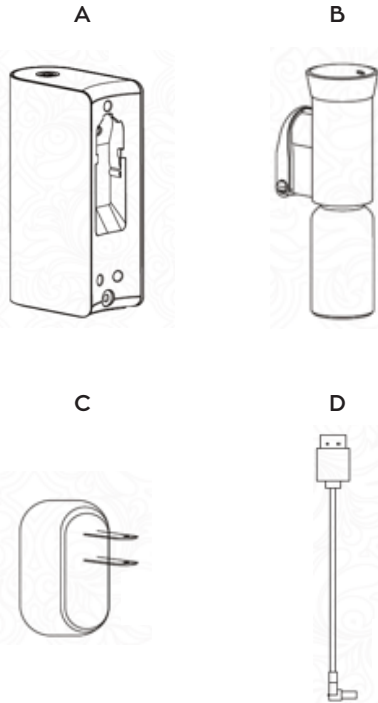
### *Contact Us*

Australia Wide: 1300 731 680  
International: +61 3 9943 8625  
Email: [info@scentaustralia.com.au](mailto:info@scentaustralia.com.au)  
Web: [www.scentauszatrاليا.com.au](http://www.scentauszatrاليا.com.au)

## ABOUT US

Thank you for purchasing the Mini Scent Diffuser™ by Scent Australia. We are sure you will love our wonderful fragrance range! Please read these instructions for proper operation and maintenance of your diffuser.

## PACKAGE CONTENTS



A Main unit

B Nebulising spray head

C Adapter

D USB cable

## OPERATION

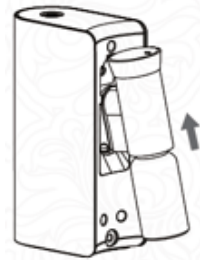
### Step 1:

Take the white cap out of the scent bottle and connect the nebulising spray head with the fragrance bottle.



### Step 2:

Mount the assembled fragrance bottle in the main unit. Make sure it is upright at all times to prevent oil leakage.



### Step 3:

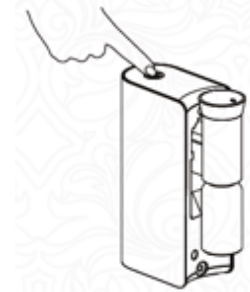
#### Scenting Option 1 - Continuous Scent

Press the Power Button ONCE for continuous scent.

#### Scenting Option 2 - Intermittent Scent

Press Power Button TWICE for intermittent scent. Will mist intermittently 10sec ON then 20sec OFF.

Press Power Button three times to Power OFF.



### Step 4

When the diffuser has low battery the power indicator light will be shine red and continuously flash. If this occurs please charge as soon as possible.

