




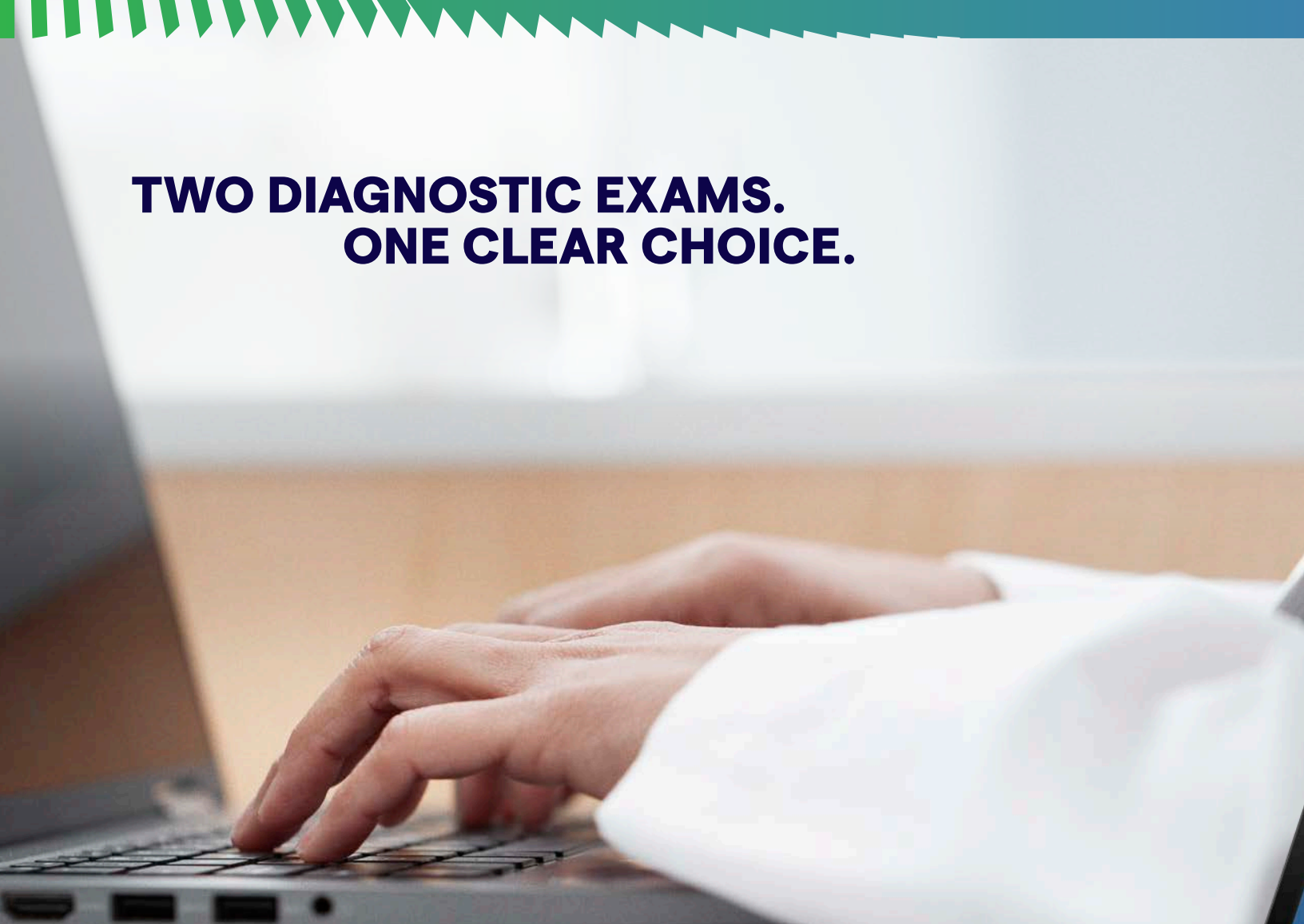
Hillrom™



Welch Allyn® Diagnostic Cardiology Suite™

ECG and Spirometry Exams
Made Simple


TWO DIAGNOSTIC EXAMS. ONE CLEAR CHOICE.



Diagnostic Exams Made Simple with the Welch Allyn Diagnostic Cardiology Suite

- Simplify workflows and perform ECG and spirometry tests with one device.
- Reduce manual data entry with a single point of connection to the EMR.
- Flexibility to use as a standalone ECG or spirometer, or both devices together.
- Securely control user logins, assign user roles and access audit trails.
- Reduce complexity and minimize the challenges supporting two separate devices.





**Healthcare can be complicated,
but finding the right diagnostic tool
doesn't have to be.**

At Hillrom, we believe simple is smart, so we're combining operational experience with clinical excellence to bring you one solution for two critical exams. The Diagnostic Cardiology Suite has both ECG and spirometry capabilities, helping you shorten the path to diagnosis for improved patient outcomes.

"The [Diagnostic Cardiology Suite ECG] has been a great additional offering for our patients," says Chiara Bonardi, RN, at Health Incite. "The system is a big improvement over the old machine we used several years ago, which was clunky and unreliable."



FROST & SULLIVAN

**2018 BEST
PRACTICES
AWARD**

Frost and Sullivan awarded Hillrom the 2018 North American Technology Innovation Award for its clinically validated, industry-leading cardiology solutions. Our PC-based ECG was specifically recognized for its scalable design, flexible EMR connectivity and leading ECG algorithm.

DIAGNOSTIC CARDIOLOGY SUITE ECG

Designed with your workflow in mind, the Diagnostic Cardiology Suite ECG provides results you can trust in one easy-to-understand format. Our VERITAS® resting ECG algorithm—the same algorithm used by the FDA in new drug trials—provides high-fidelity data to support better decision-making.





Simple and Secure: The solution that works for your clinical setting.

SIMPLE

An intuitive user interface can help you streamline clinical workflows by launching directly from your EMR and saving an ECG in as few as two clicks. Choose the best connectivity option for your organization, from a simple PDF drop to a DICOM® or HL7® integration.

SECURE

Protect your patients and their data by assigning user roles, accessing audit trails and controlling user logins with Active Directory.

ACCURATE

“Best 10” technology can capture ECG data with the least amount of noise to help reduce the need for repeat tests. Plus, our solution complies with ACC, AHA and HRS recommendations for adult and pediatric ECG acquisition.



ACQUISITION MODULE

With our Wireless Acquisition Module, clinicians can capture ECGs with no tether between the patient and the PC—so they can move freely throughout the exam room without cabling to get in the way.

A healthcare professional, a woman with long dark hair wearing a dark blue scrub top and a stethoscope, is smiling and gesturing with her hands as she explains a procedure to an elderly male patient. The patient, wearing glasses and a plaid shirt, is holding a white and blue spirometry device to his mouth. In the background, a computer monitor displays a graph, and the scene is brightly lit by a window.

DIAGNOSTIC CARDIOLOGY SUITE SPIROMETRY

Make spirometry simple with a single point of connectivity and a common interface between spirometry and ECG modalities. And with one device capable of two exams, the Diagnostic Cardiology Suite allows you to deploy, maintain and connect one secure solution for simple exams.



Simple and Secure: A solution that fits into your existing workflow.

SIMPLE

Send spirometry data to your EMR to benefit from a common workflow, user interface and setup.

SECURE

The Diagnostic Cardiology Suite Spirometry uses the same security features as the ECG modality to control user access, assign user roles and view audit trails.

ACCURATE

An incentive screen and other exam features can help you instantly verify the quality and variability of each spirometry effort. Repeatability criteria provides feedback and offers opportunities for real-time exam coaching.



SPIROMETER

Our spirometer uses disposable, single-use transducers to help reduce the risk of cross contamination between exams. Integrated ambient sensors enter temperature, pressure or humidity values before an exam, so you don't have to.



ORDERING INFORMATION

Part Number	Description
CC-RXX-WAXX	Diagnostic Cardiology Suite ECG with Wireless Acquisition Module
CC-RXX-AAXX	Diagnostic Cardiology Suite ECG with AM12 Wired Acquisition Module
CC-RXX-WADX	Diagnostic Cardiology Suite ECG with Wireless Acquisition Module and DICOM Connectivity
CC-RXX-AADX	Diagnostic Cardiology Suite ECG with AM12 Wired Acquisition Module and DICOM Connectivity
DCSS-CXX	Diagnostic Cardiology Suite Spirometry with Calibration Syringe
DCSS-NXX	Diagnostic Cardiology Suite Spirometry without calibration syringe
105341	Office Cart

WARRANTY INFORMATION

Part	Duration
Diagnostic Cardiology Suite Software	13 Months
Wireless and Wired Acquisition Modules	1 Year
UTK	1 Year
Lead Wires	90 Days
Clips	90 Days
Spirometer Hardware	1 Year

For Premium coverage with accidental damage protection, contact your sales representative for more information.

Discover the benefits of combining your ECG and spirometry exams in one simple platform by contacting your Hillrom representative or visiting hillrom.com/dcs to learn more.

hillrom.com

4341 State Street Road, Skaneateles Falls, NY 13153

Hill-Rom reserves the right to make changes without notice in design, specifications and models. The only warranty Hill-Rom makes is the express written warranty extended on the sale or rental of its products.