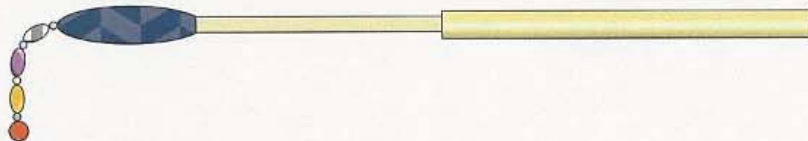
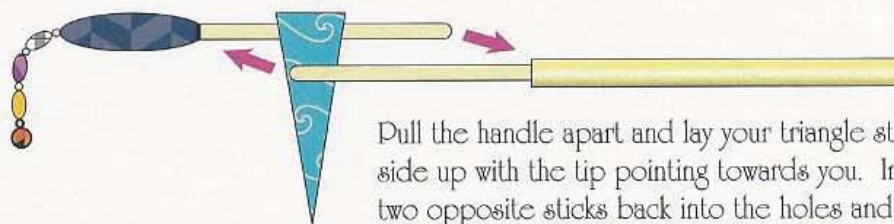


# The Paper Bead Bamboo Roller

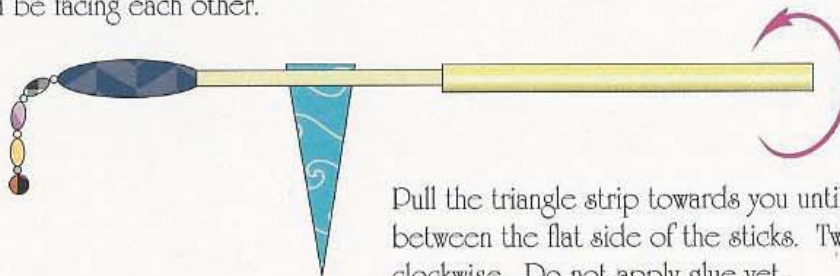


The bamboo roller is handmade in the Philippines. It is made out of bamboo and it is flexible enough to handle more than one strip of paper. It is made in such a way that your bead should come off easily. The decorative dangle beads are also handrolled from recycled magazines.

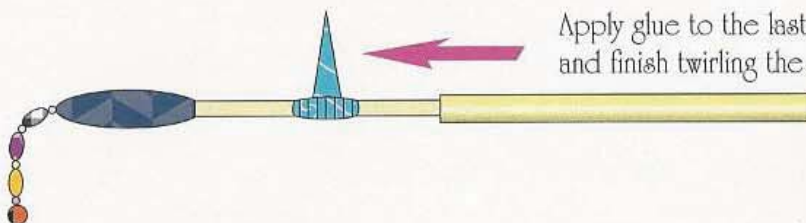


Pull the handle apart and lay your triangle strip right side up with the tip pointing towards you. Insert the two opposite sticks back into the holes and lock it in place.

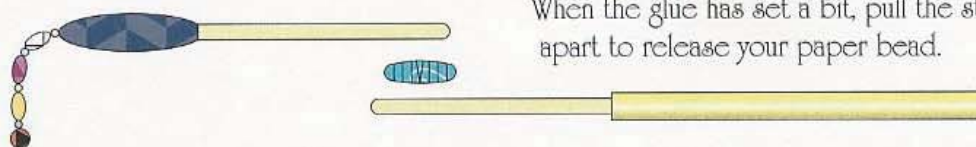
The flat sides of the sticks should be facing each other.



Pull the triangle strip towards you until the edge is hidden between the flat side of the sticks. Twirl the bamboo handle clockwise. Do not apply glue yet.



Apply glue to the last 1 1/2 inches of the strip and finish twirling the stick until the bead is finished.



When the glue has set a bit, pull the sticks apart to release your paper bead.