

# U.V. SANITIZER-- LongCare

(Specialized unit for long lasting bulb life)



## Product Specification

Using “Sankyo Denki (Japan)” Germicidal Lamp (G4T5 4W)

Electrical Ratings : AC 110V 60Hz 7W

2Kgs (4.5lbs) , 300W×260D×200H mm (11.5×10×8 inches)

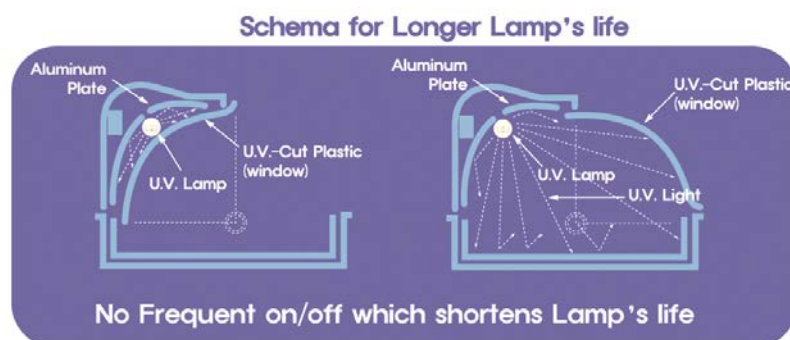
inner volume : 240W×230D×140H (9.5×9×5.5)



[Movie Clip](#)

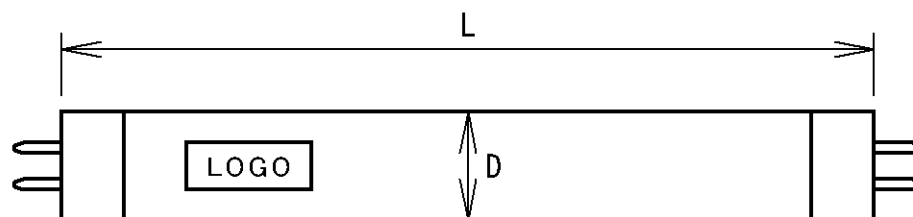
Conventional sterilizers need the UV light turned off when implements are placed or removed, shortening the life of the bulbs. The frequent replacement of the bulbs means higher operational cost.

Our product's rotating window made with UV-cut material allows the UV bulb to stay turned on whether the sterilizer is opened or closed. As a result, the UV bulb last much longer and thus guarantees very low operating cost.

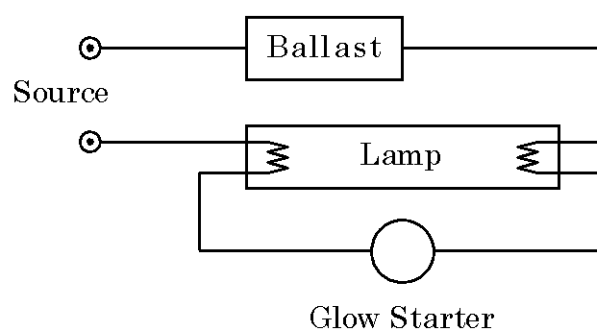


## FEATURES

- . Effective sterilizing power **without turning the unit on or off**.
- . Window made from state of the art transparent and infrangible plastic, which **blocks UV light** and **frees from the danger** of glass's breakage.
- . **Rotating window blocks UV light** as it opens making it safe to use.
- . No on/off switch, no breakdown of frequently used parts – **trouble free** mechanical parts.
- . Maximum sterilizing **process can be seen thru window** and thus prevent spread of germs.



1. Lamp Wattage ..... 4.6 W
2. Lamp Current .....  $0.162 \pm 0.020$  A
3. Lamp Voltage ..... 30 V
4. Tube Length (L) .....  $134.5 \pm 1.3$  mm
5. Tube Diameter (D) .....  $15.5 \pm 0.8$  mm
6. Base ..... G5
7. Spectral Peak ..... 253.7 nm
8. UV output ..... 0.8 W
9. UV micro-watts .....  $8.3 \mu\text{W}/\text{cm}^2$  (at 1m) ※
10. Average Life ..... 8,000 hrs
11. Ballast ..... F6T5 or G6T5
12. Glow Starter ..... FG7P (JIS)
13. Circuit



※ reference value

					TITLE <b>Germicidal Lamp G4T5</b>
	2001-11-27	Correct format.			
	2000-01-12	Correct format.			DWG NO. <b>LG0191</b>
SCALE : free, DIM. : mm		MANAGER	CHK	DRAWN	
DATE	1998-07-02				<b>SANKYO DENKI Co.,Ltd.</b>

## Movie Clip for usage

How the UV light sterilizes: Reusing face masks

[https://youtu.be/6LcKI\\_4h2bs](https://youtu.be/6LcKI_4h2bs)

### Place of use



### Sterilization target



### How to use

- Disinfect flat objects for about 5 minutes.
- Disinfect curved objects for at least 30 minutes.