

**Questions/Comments:**

Visit us at [www.vagabondmotorsports.com](http://www.vagabondmotorsports.com)

Or email [sales@vagabondmotorsports.com](mailto:sales@vagabondmotorsports.com)

P/N: VM-HG220



## ***Honda Grom (2022+) Cargo Rack Installation Instructions***

**TOOLS REQUIRED:**

- 5mm hex key

**PARTS INCLUDED:**

- Cargo Rack
- 4X M8 x 35mm Flanged Bolts
- 4X Steel Spacers

**INSTALLATION NOTES:**





**NOTE#1:** The Vagabond Motorsports Cargo Rack will work with either the factory rear fender or the Vagabond Motorsports Fender Eliminator Kit and installs with the same steps below.

**INSTALLATION VIDEO:**

We've created a YouTube video to help explain the installation steps in more detail. Search "Vagabond Motorsports 2022 Honda Grom Cargo Rack Installation" or follow the link here: <https://youtu.be/Bo-4z1EyYMQ>

**INSTALLATION STEPS:**

1. Remove the four plastic plugs in the tail section of the motorcycle (2x each side, FIGURE 1).
2. From the rear of the motorcycle, slide the rack under the seat and over the turn signals (FIGURE 2).
3. In the rearmost pair of holes in the motorcycle tail section (closest to the turn signals), install two of the supplied metal spacers between the cargo rack flange and the motorcycle subframe (FIGURE 3).
4. Install two of the supplied bolts in the rearmost holes with spacers (FIGURE 4A). Leave the bolts loose so the rack can easily pivot on the bolts.
5. Lift the rear of the rack upward to pivot the front of the rack down and install the remaining two spacers between the rack and motorcycle sub frame (FIGURE 4B).
6. Install the remaining bolts in the front rack holes through the spacers. Tighten all the rack bolts with the 5mm hex key.



**TERMS & CONDITIONS**

**Legal Notice:** The purchaser and/or user of any Vagabond Motorsports, LLC branded parts releases Vagabond Motorsports, LLC from all liabilities pertaining to use of the parts. The user acknowledges that any modification, alteration or change to a motorized vehicle may increase the risk of accident and/or injury. Additionally, the user acknowledges any change may render the motorized vehicle illegal for use in public roads. **Warranties:** All Vagabond Motorsports, LLC branded products carry a one-year limited liability against workmanship and material defects. This Warranty is provided to the original purchaser of the products. **Return Policy:** All approved returns must be in new and unused condition within 90 days of purchase.