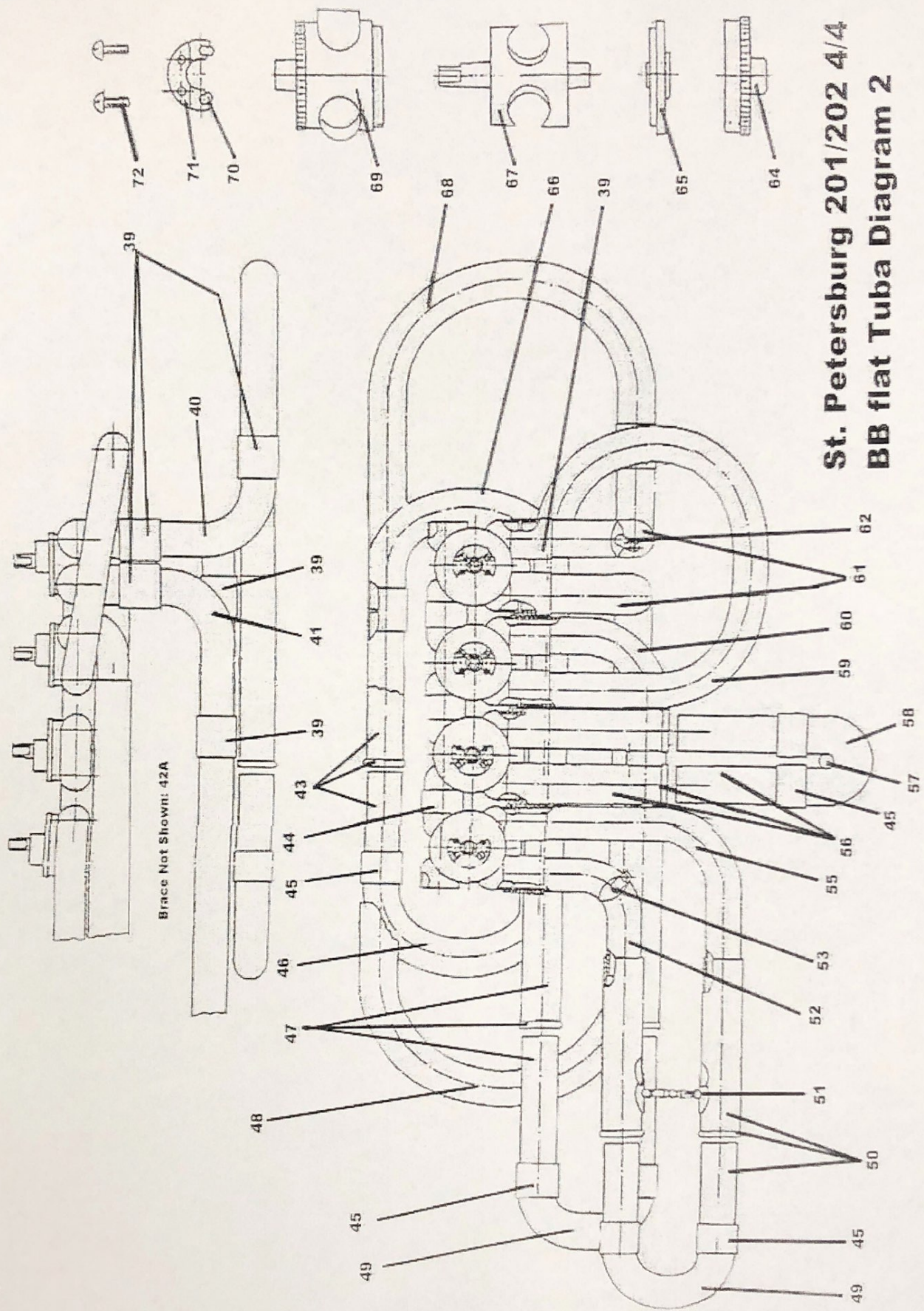
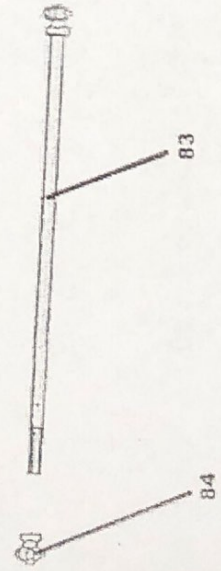
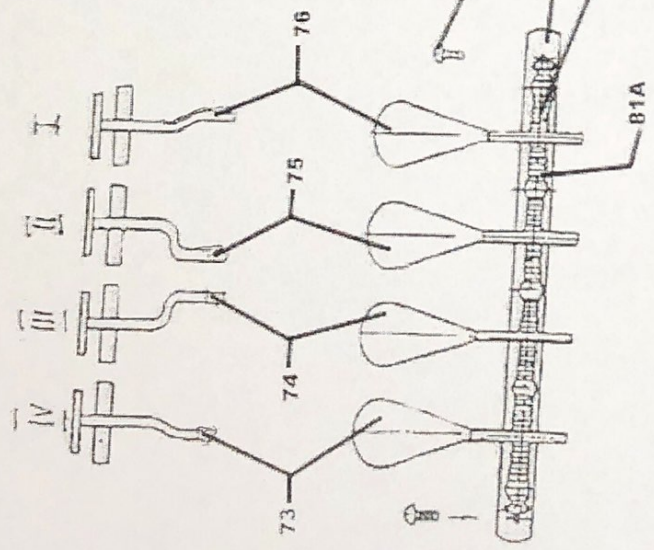
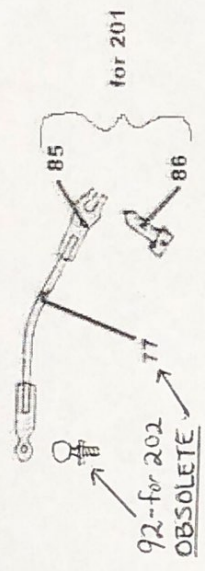
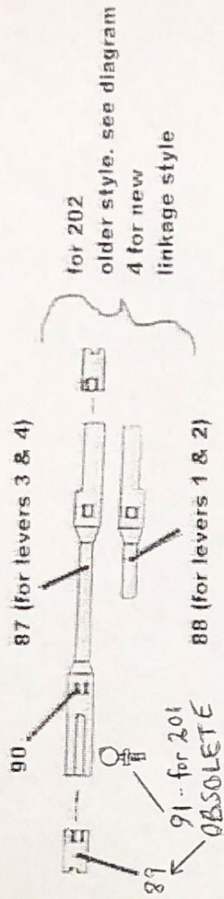


St. Petersburg 201/202 4/4
BB flat Tuba **Diagram 1**



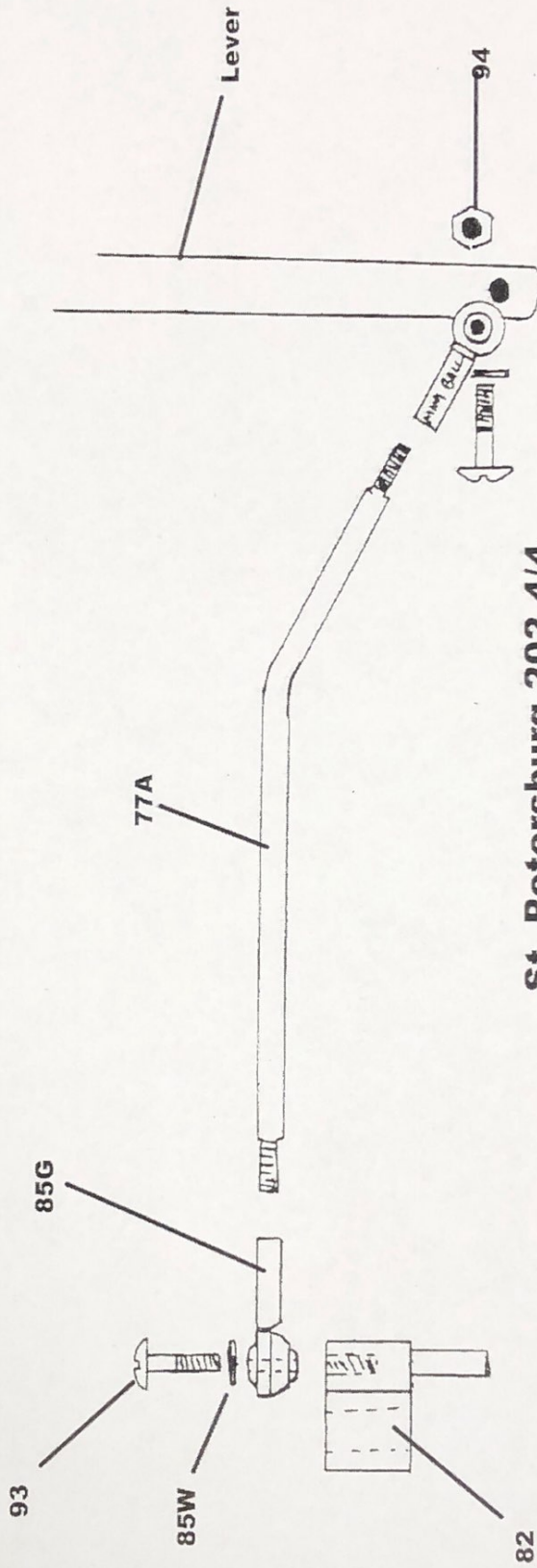
**St. Petersburg 201/202 4/4
BB flat Tuba Diagram 2**



To convert to new style linkage,
use kit # 202-96. see diagram #4

St. Petersburg 201/202 4/4 BB flat Tuba Diagram 3

Linkage Conversion Kit is #202-96
Includes 2 of #85G, 2 of #93,
1 of #77A, 2 of 85W, 1 of # 94



St. Petersburg 202 4/4
BB flat Tuba Diagram 4

Parts List St Petersburg 201N and 202N BBb Tuba U.S. List

Schem	Part #	Description		
1	202-1			
1	202-2	Ferrule bet. Bell and Bottom Bow		
1	202-3	Bottom Bow		
1	202-4	Ferrule bet. Bottom Bow and 1st Branch		
1	202-5	1st Branch		
1	202-6	Ferrule bet. 1st and 2nd Branch		
1	202-7	2nd Branch		
1	202-8	Ferrule bet. 2nd and 3rd Branch		
1	202-9	3rd Branch		
1	202-10	Ferrule bet. 3rd and 4th Branch		
1	202-11	4th Branch		
1	202-12	Inner/Outer Sl. Tubes w/ Stop Ring & Ferrule(set) Main T.		
				Sl. Large
1	202-13	Inner/Outer Sl. Tubes w/ Stop Ring & Ferrule(set) Main T.		
				Sl. Small
1	202-14	Main Tuning Slide Crook		
1	202-15	Ferrule for Main T. Sl. Large side		
1	202-16	Ferrule for Main T. Sl. Small side		
1	202-17	Water Key Bow		
1	202-18 &18A	Ferrule bet. Valve Section and Lead Pipe, and Water Key		Bow
1	202-19	Leadpipe		
1	202-20	Mouthpiece Receiver		
1	202-21	Lead Pipe Support Brace		
1	202-22	Strapring and Strapring Plate, Bell		
1	202-23	Brace bet. Bell and First T. Sl.		
1	202-24	Thumbring and Thumbring Plate		
1	202-25	Brace bet. Bottom Bow and 3rd T. Sl.		
1	201-25A	Brace bet. Bot Bow and 3rd sl. 201N		
1	202-26	Strapring and Strapring Plate, Bottom Bow		
1	202-27	Keel, Bottom Bow		
1	202-28	Brace bet. Bottom Bow and Main T. Sl. Tube		
1	202-28A	Small Leadpipe Brace for Model 202N		
1	202-29	Water Key Saddle		
1	202-30	Water Key Nipple		
1	202-31	Protective Guard, Bottom Bow		
1	202-32	Brace bet. 2nd Branch and Water Key Bow		
1	202-32A	Brace bet. 1st and 3rd and BB and 2nd Branches		
1	202-33	Brace bet. 3rd Branch and Lead Pipe		
1	202-34	Protective Guard, 1st Branch		
1	202-35	Water Key Screw		
1	202-36	Water Key		
1	202-37	Water Key Spring		
1	202-38	Water Key Cork		
2	202-39	Ferrules for Valve Slide Tubing		
2	202-40	2nd Knee, 4th Valve		
2	202-41	3rd Knee, 4th Valve		
2	202-42	Brace bet. 3rd T. Sl. And 4th T. Sl. OBSOLETE		

Parts List St Petersburg 201N and 202N BBb Tuba U.S. List

Schem	Part #	Description
2	202-42A	Brace bet. 4th slide tubes (not shown) 42A same as #202-51
2	202-43	Inner/Outer Sl. Tubes w/ Stop Ring & Ferrule(set) 4th Valve Sl.
2	202-44	Ferrule, Valve Section, bet. Valve Casings
2	202-45	Ferrule bet. Valve Crooks & Slide Tubing
2	202-46	Crook, 4th T. Sl.
2	202-47	Inner/Outer Sl.Tubes w/ Stop Ring & Ferrule(set) 3rd Valve Sl.
2	202-48	Large Crook, 4th Valve
2	202-49	Crook, 1st and 3rd T. Slides
2	202-50	Inner/Outer Sl. Tubes w/ Stop Ring & Ferrule(set) 1st Valve Sl.
2	202-51	Brace bet. 1st T. Sl. Outer Tubes
2	202-52	Small Knee. 1st Valve
2	202-53	Lever Brace, Upper
2	202-55	Large Knee, 1st Valve
2	202-56	Inner/Outer Sl. Tubes w/ Stop Ring & Ferrule(set) 2nd Valve Sl.
2	202-57	Pull Knob, 2nd Valve Slide
2	202-58	Crook, 2nd T. Sl.
2	202-59	3rd Valve Tubing (not avail. yet)
2	202-60	Knee, 3rd Valve
2	202-61	Knee, 4th Valve
2	202-62	Lever Brace, Lower
2	202-64	Valve Cap
2	202-65	Lower Rotor Bearing Plate
2	202-66	Lower Bow,4th Valve
2	202-67A	Rotor, 1st and 2nd
	202-67B	Rotor, 3rd and 4th
2	202-68	4th Valve Crook, Short
2	202-69	Rotor Casing (only spec. order. Will include fit rotor)
2	202-70	Rubber Stop, 6 inch piece
2	202-71	Stop Plate
2	202-72	Stop Plate Retaining Screw
3	202-73	4th Valve Key
3	202-74	3rd Valve Key
3	202-75	2nd Valve Key
3	202-76	1st Valve Key
3	201-77	Push Rod for 201- OBSOLETE
4	202-77A	Push Rod for MiniBall Links,202N , all valves
3	202-78	Stop Arm Retaining Screw
3	202-79	Lever Holder Screw
3	202-80	Lever Holder
3	202-81	Lever Spiral Spring
3	202-81A	Spacer between Spring and Lever Support
3	202-82	Stop Arm
3	202-83	Lever Support Shaft

Parts List St Petersburg 201N and 202N BBb Tuba U.S. List

Schem	Part#	Description		
	3 202-84	Lever Support Shaft Fastening Nut		
	3 201-85	Black Plastic UniBall, Model 201N		
	4 202-85W	MiniBall Link Plastic Washer, New Links, 202N		
	4 202-85G	MiniBall Link, New Links, 202N		
	3 201-86	Tightening Screw, 201N		
	3 202-87	Connecting Rod, Valves 3 and 4, Old Linkage, Model 202N		
	3 202-88	Connecting Rod, Valves 1 and 2, Old Linkage, Model 202N		
	3 202-89	Adjustment Screw, Old Links for Model 202N		
	3 202-90	Teflon Rings for Old Links, Model 202N		
	3 201-91	Obsolete part. See diagram #4		
	3 202-92	Small Metal Ball for Old Links, 202N		
	4 202-93	MiniBall Link Retaining Screw, New Links, 202N		
	4 202-94	MiniBall Link Hex Nut, New Links, 202N		
	202-96	Conversion kit for 1 rotor		