

plus One[®]

pop-up vibe



instruction manual



product overview

power button:


Press and hold the power button for 3 seconds to turn on. Press firmly to cycle through the 10 settings. Press and hold for 3 seconds to power off.



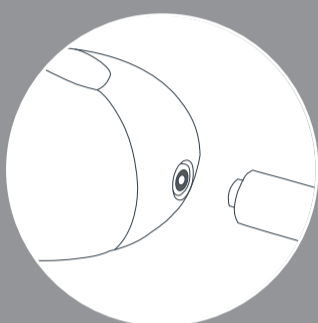
charging port:

Attach magnetic charging head to the charging contact.

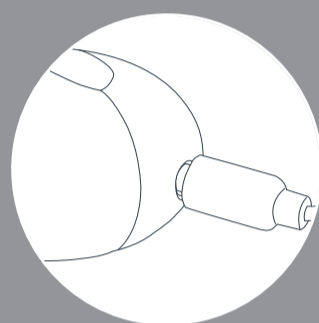
how to charge



1. The charging contact is a small metal circle located on the side of the device.



2. Line up the magnetic charging head with the charging contact.



3. The cable will magnetically attach itself into place. The power button LED light will pulsate slowly to indicate charging.

special instructions:

Do not turn on while charging and/or cleaning. (While charging, the light will flash; the light will turn solid when fully charged) **Low battery alert:** Light will flash rapidly when battery is running low. Use only with 5-volt USB wall adapter (standard mobile phone charger). Allow **90 minutes** for a full charge. Use water-based lubricant only.

cleaning:

Clean thoroughly with mild soap and warm water, before and after each use.

storage:

Store in a cool, dry place separately from other sexual wellness devices; sexual wellness devices of different material can damage each other if left in contact.

quality:

This product is manufactured using body-safe silicone that is harmless to the human body; free from phthalates, BPA and latex.

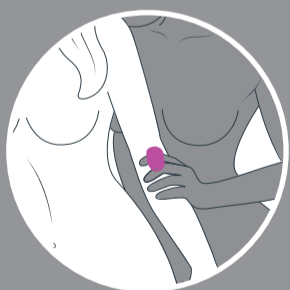
warnings:

Discontinue use if there is any discomfort for you or your partner. Do not expose device to water while charging.

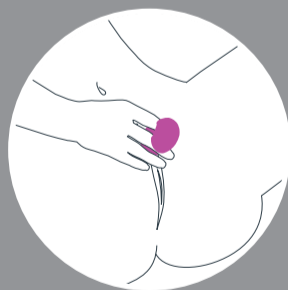
ways to use



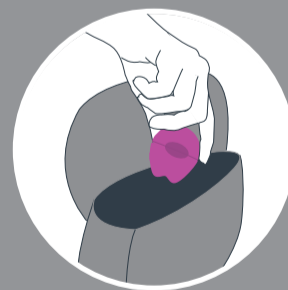
To extend the device, gently pull the two sides in opposite directions. Hold the device by the neck between two fingers.



Start by gently caressing your or your partner's erogenous zones with the smooth side of the pop-up vibe. Explore using different strokes and pressures for an arousing sensation.



Use the double-peaked side of the pop-up vibe for pinpointed vibrations. Place the peaks on either side of the clitoris for a unique sensation.



Once satisfied, push the sides together for compact, discreet storage in your bag or purse.

The battery shall be disposed in accordance with the local laws and regulations. If possible please recycle it. Users shall not take out or replace the battery by themselves; doing so may damage the product.

two year limited warranty:

Your new plusOne® products carry a warranty against manufacturing defects for two years from the date of original purchase. plusOne® will, at our option and upon submission of a valid proof of purchase within the warranty period, repair or replace the product free of charge.

For assistance or for issues related to performance, damages, warranty, regular maintenance or customer feedback please contact plusOne® toll free at (800) 514-2546, Monday – Friday from 8:30 am until 5:30pm EST or email us at info@myplusOne.com