


# plus One<sup>®</sup>


fluttering arouser



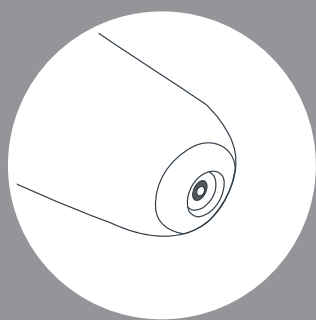
instruction manual



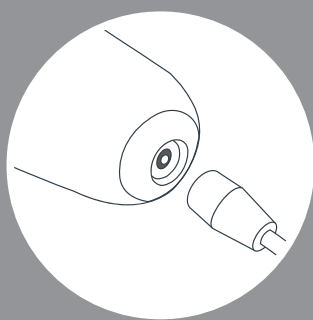
## product overview



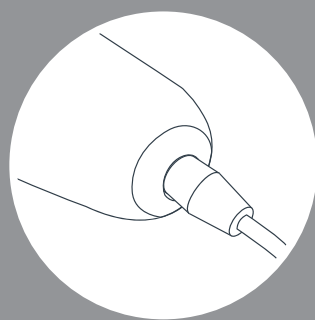
## how to charge



1. The charging contact is a small metal circle located at the bottom of the device.



2. Line up the magnetic charging head with the contact.



3. The cable will magnetically attach itself into place. The power button LED will pulsate slowly to indicate charging.

### special instructions:

Do not turn on while charging and/or cleaning. While charging the light will flash; the light will turn solid when fully charged). **Low battery alert:** Light will flash rapidly when battery is running low. Use only with 5-volt USB wall adapter (standard mobile phone charger). Allow **60 minutes** for a full charge. Use water based lubricant only.

### cleaning:

Be sure to clean thoroughly before & after each use. Clean using a mild soap and warm water.

### storage:

Store in a cool dry place separately from other sex toys; sex toys of different material can damage each other if left in contact.

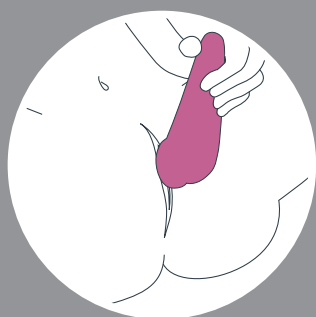
### quality:

This product is manufactured using body-safe silicone that is harmless to the human body; free from phthalates, BPA and latex.

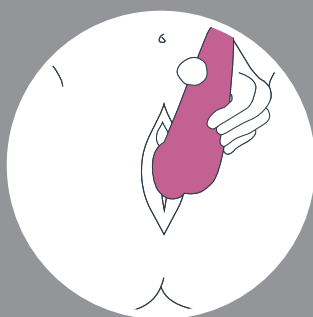
### warnings:

Discontinue use if there is any discomfort for you or your partner. Do not expose device to water while charging.

## ways to use



Press the opening of the fluttering arouser directly against, or near, your or your partner's clitoris to experience the most intense fluttering sensation.



Depending on your level of sensitivity, try pressing the fluttering arouser's opening into your vulva or spread your labia to get more indirect stimulation. Use the power button to find the setting that works best for your body.



To give yourself the sensation of both suction and fluttering on your clitoris, apply lube along the edges of the fluttering arouser's opening and press against the clitoris. Check out [myplusOne.com](http://myplusOne.com) for our hydrolube™ personal lubricant.

The battery shall be disposed in accordance with the local laws and regulations. If possible please recycle it. Users shall not take out or replace the battery by themselves; doing so may damage the product.

### two year limited warranty:

Your new plusOne® products carry a warranty against manufacturing defects for two years from the date of original purchase. plusOne® will, at our option and upon submission of a valid proof of purchase within the warranty period, repair or replace the product free of charge.

For assistance or for issues related to performance, damages, warranty, regular maintenance or customer feedback please contact plusOne® toll free at (800) 514-2546, Monday – Friday from 8:30 am until 5:30pm EST or email us at [info@myplusOne.com](mailto:info@myplusOne.com)