

# plus One™

mini massager



instruction manual


## product overview:

### power button:

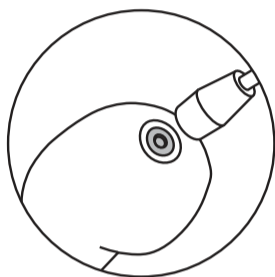
Press and hold the power button for 3 seconds to turn on. Press firmly to cycle through the 10 settings. Press and hold for 3 seconds to power off.

### charging contact:

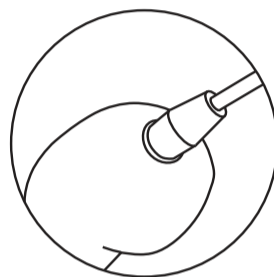
Attach magnetic charging cord to the charging contact.



## how to charge:



1. The charging contact is a small metal circle located on the bottom of the device. Line up the charging cable with the contact.



2. The cable will magnetically attach into place. The power button LED will pulsate slowly to indicate charging.

### special instructions:

Do not turn on while charging and/or cleaning. While charging the light will flash, the light will turn solid when fully charged. **Low battery alert:** Light flashes rapidly when battery is running low. Use only with 5-volt USB wall adapter (standard mobile phone charger). Use water based lubricant only.

### cleaning:

Be sure to clean thoroughly before & after each use. Clean using a mild soap and warm water.

### storage:

Store in a cool dry place separately from other sex toys; sex toys of different material can damage each other if left in contact.

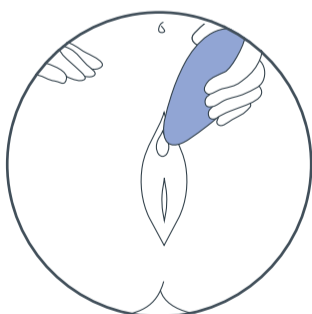
### quality:

This product is manufactured using body-safe silicone that is harmless to the human body; free from phthalates, BPA and latex.

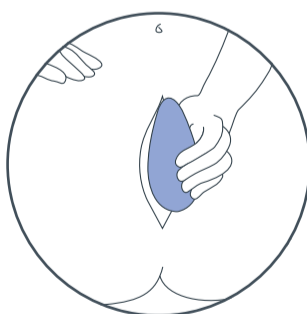
### warnings:

Discontinue use if there is any discomfort for you or your partner.

## ways to use:



**Love focused, direct stimulation?**  
Hold the mini massager at its widest point and place the tip against your vulva. See how it feels on your labia, clitoris, or wherever else you like being touched!



**Interested in a more diffuse sensation?**  
The mini massager's curves are designed to hug yours: hold the massager in the palm of your hand, and cup it against your vulva for simultaneous stimulation of your labia and clitoris.



**Explore the sensations.**  
The mini massager isn't just for your genitals: it feels equally good on necks, nipples, penises, and any other erogenous zone you can think of. Take a moment to explore and see all the places it brings a little pleasure.

The battery shall be disposed in accordance with the local laws and regulations. If possible please recycle it. Users shall not take out or replace the battery by themselves; doing so may damage the product.

### two year limited warranty:

Your new plusOne™ products carry a warranty against manufacturing defects for two years from the date of original purchase. plusOne™ will, at our option and upon submission of a valid proof of purchase within the warranty period, repair or replace the product free of charge. For assistance or for issues related to performance, damages, warranty, regular maintenance or customer feedback please contact plusOne™ toll free at (800) 514-2546, Monday – Friday from 8:30 am until 5:30pm EST or email us at [info@myplusOne.com](mailto:info@myplusOne.com)