





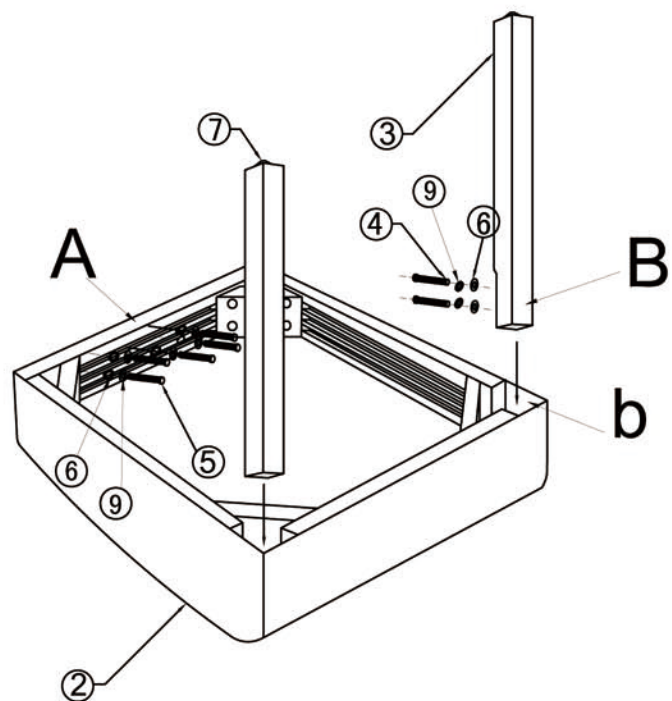
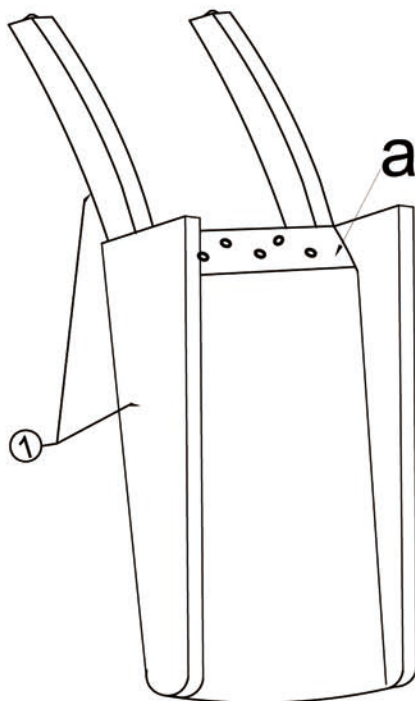
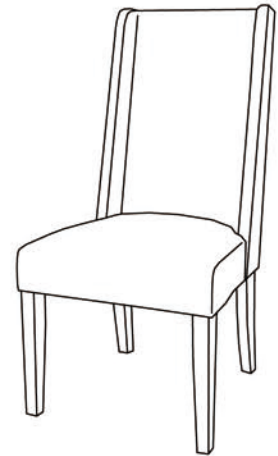


DownEast Chair 809737 PJC700– Assembly Instructions

No.	Name	Size(mm)	Quantity
①	Back&rear leg		1 PC
②	Seat		1 PC
③	Front leg		2 PCS
④	Screw 	1/4*55*Φ4	4 PCS
⑤	Screw 	1/4*65*Φ4	5 PCS
⑥	Gasket 	M6*20*2	9 PCS
⑦	Adjusting foot 	Φ14.5*21	2 PCS
⑧	Tool 	Ø4	1 PC
⑨	Spring Washer 	M6*10.5*2	9 PCS



Assembly Procedures:

Step1:Aim Part A to Part a,use screw (⑤), gasket(⑥),spring washer(⑨)and tool(⑧)to fasten the seat(②)on the back(①);

Step2:Put Part B into Part b,use screw(④), gasket(⑥),spring washer(⑨)and tool (⑧) to fasten the front leg(③) with the corner block;

Step3:Adjust the adjusting foot(⑦) to keep the chair balance.