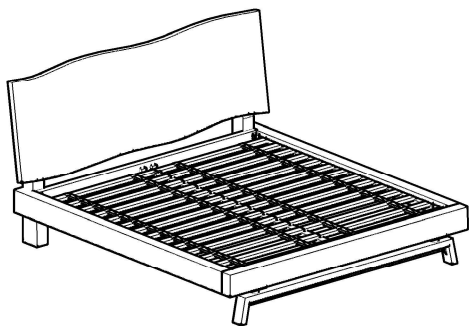


Bed Assembly



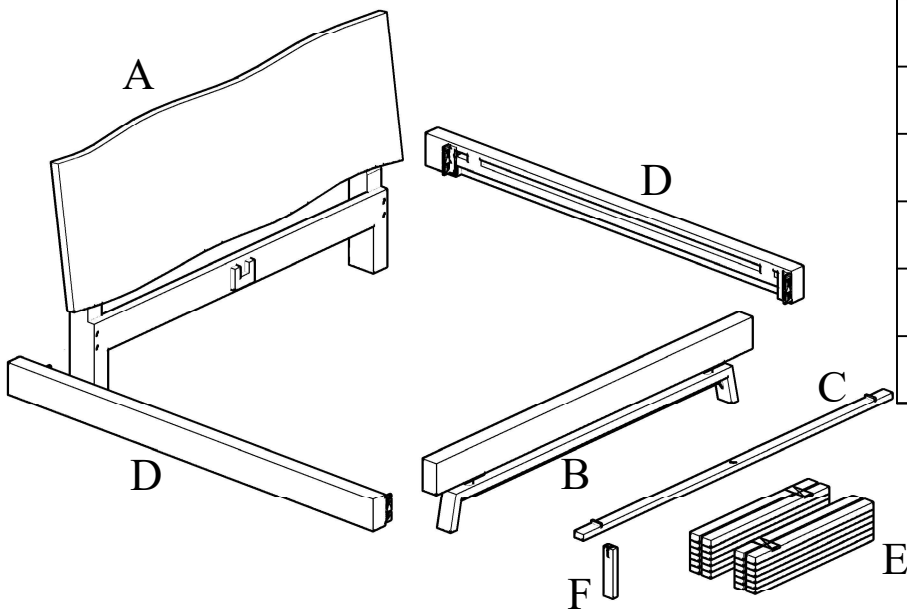
PLEASE READ this sheet prior to assembly to familiarize yourself with the various stages of construction. Carefully open the pack supplied and check the contents against the parts and fittings check list.

Do not destroy any of the packing until you are certain that you have all the necessary parts for the assembly.

Please ensure that the packaging is disposed of in a safe environmentally friendly way.


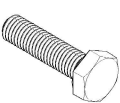
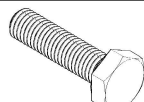
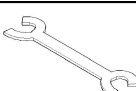
CAUTION : There are small components used in the construction of this unit. these loose item should be kept away from young children whilst assembling your unit to avoid the danger of choking hazards. When cleaning your product, please ensure you use a dry cloth and apply a gentle cleaning action.

VISUAL IDENTIFICATION & FITTINGS

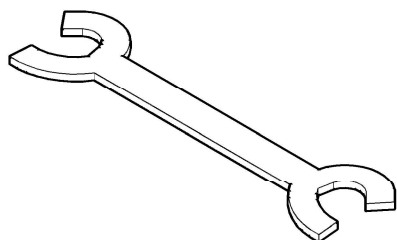


ITEM	DESCRIPTION	QTY
A	Headboard	1
B	Footboard	1
C	Center Rail	1
D	Side Rails	2
E	Slates	2 Set
F	Center Leg	1

FITTINGS CHECKLIST

Code	Description	Qty
1	 Flat Washer	09
2	 Bolts Small (For foot board & foot board's leg)	08
3	 Bolts Large (For headboard & center leg)	01
4	 Wrench	1

TOOLS REQUIRED



CARE & MAINTENANCE

To maintain the appearance of your unit, regular dusting with a soft cloth will be adequate. For grime stains, wipe with a damp cloth and mild detergent.