




# Aubrey Nightstand

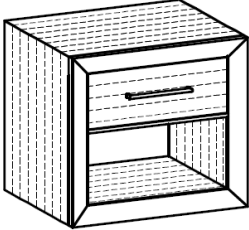
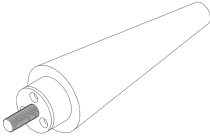


! Do not throw away packaging materials until assembly is complete.  
! Assemble this item on a soft surface, such as cardboard or carpet, to protect finish.  
! Proper assembly of this item requires 1 person.

### Care Instructions :

Hardware may loosen overtime. Periodically check that all connections are tight. Wipe with a soft dry cloth. To protect finish, avoid the use of chemicals and households cleaners.

### PARTS

A  1x	B  leg 4x
---	---

1. Lay the furniture on a solid non-abrasive surface like.
2. Attach each leg (B) to the body (A) aligning the pre-drilled holes on the corner of nightstand as shown and securely tighten by screwing the legs by hand

