

HITACHI



Room air conditioners
new air

Johnson Controls-Hitachi Air Conditioning India Limited

HEAD OFFICE & WORKS

Hitachi Complex, Karan Nagar, Kadi,
Distt.- Mehsana - 384440, Gujarat, India.

Email: sales@jci-hitachi.com
Website: www.hitachiaircon.com/in



Call: 079-7141-4848 (L) 756-788-4848 (M)
E-mail: customercare@jci-hitachi.com
WhatsApp: 756788-4848

REGISTERED OFFICE

9th Floor, Abhijeet - I, Mithakhali Six Roads,
Ahmedabad - 380 006, Gujarat, India.

T - +91-79-26402024
CIN No. L29300GJ1984PLC007470



This is an e-waste product and should not be mixed with general household waste at the end of its life. For more details, kindly visit our website or contact Hitachi Dial-a-Care.

Join us at: <https://www.facebook.com/HitachiHomes/> <https://twitter.com/HitachiHomes> <https://www.youtube.com/c/HitachiCoolingHeatingIndia> <https://www.linkedin.com/company/johnson-controls-hitachi-air-conditioning>



Live Chat at www.hitachiaircon.com/in



Hitachi India Customer Care



Customer Care 756788-4848

The product specifications may change without prior notice to allow Johnson Controls-Hitachi Air Conditioning India Limited to incorporate the latest innovations for its customers. The information contained in this catalogue is merely informative. Johnson Controls-Hitachi Air Conditioning India Limited declines any responsibility in the broadest sense, for any damage, direct or indirect, arising from the use and/or interpretation of the recommendations in this catalogue. Reference to cooling capacity in TR or Tr. is in general parlance for Tonnage Class only. For exact cooling capacity in Watts, kindly refer specifications sheet.

Find Hitachi Products with the best service and conditions at your nearest retail outlet.

For further details on T&C and disclaimer in the entire brochure please refer to our company website.

May 2023



Cooling & Heating


air



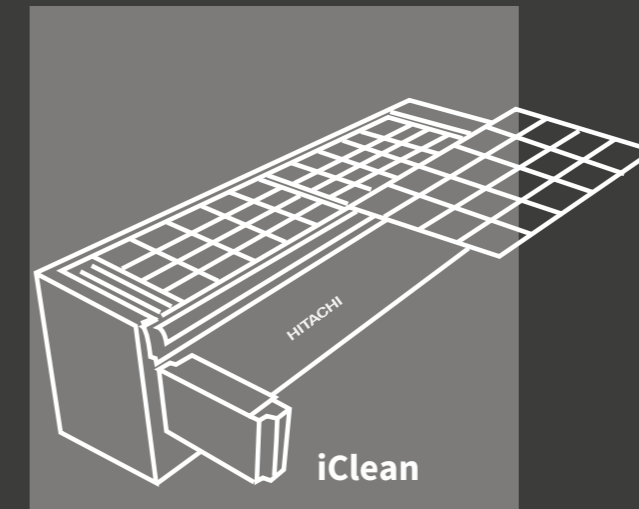

new
is a beautiful feeling

—
Hitachi's new
in India

India's
1st
Hi Wall unit




India's
1st
Side Throw
Window AC





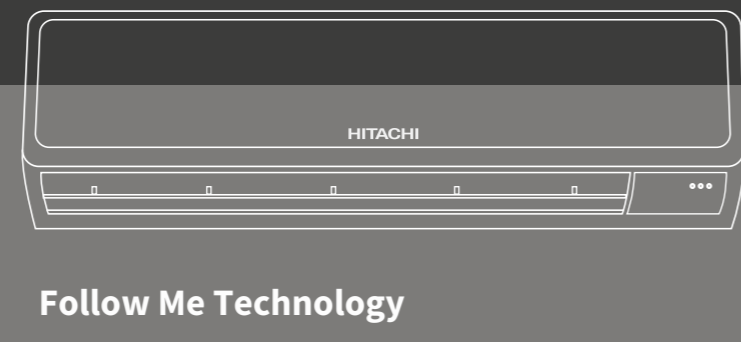
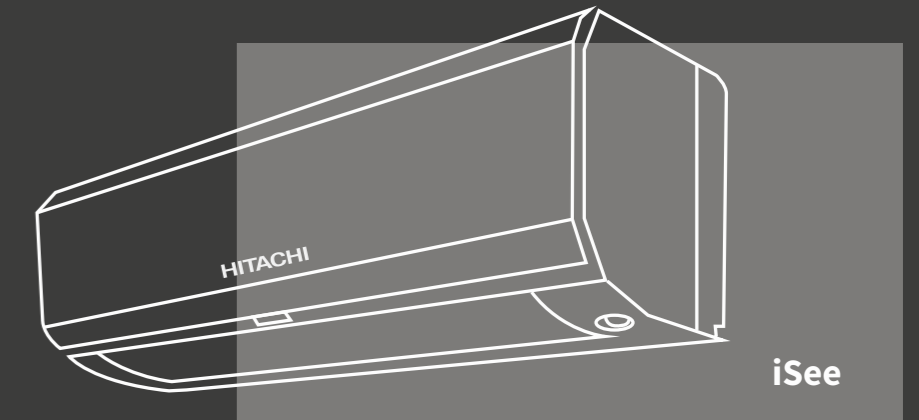
Xpandable



India's
1st
Cassette
Unit



new





air

feels the best

Air is nothing short of extraordinary.

It's all around us, and it enables life.

It changes from time to time—sometimes cool,

sometimes warm—but is always in sync

with our surroundings.

It infuses life into the place we call home,

and we adore it like no other.

Be one with the **new air**

new air is a sensation that you've never felt before. It's a

harmonious convergence between Hitachi's innovative

technology and Japanese tradition.

In its presence, time moves slowly, faces light up with frequent

smiles, and a tranquil atmosphere envelops your surroundings.


So, just sit back and be one with new air.

日本発祥
BORN IN JAPAN

Turn it and turn your day around.

T H E F I F T H D I M E N S I O N

Introducing divine
Architecture



What is **new**

Hitachi's architecture is always

Global



Inspired by its origin

Japan





Inspired by one of the world's mightiest Japanese sword

刀 Katana

The Japanese katana is renowned as the finest sword

in the world, created by a master craftsman who fuses

two metal pieces into a single, unbreakable entity.

This seamless integration gives the metal its remarkable

strength. Our new design builds upon this principle

of combining elements to generate true worth.





We do
Cooling

And we do
Heating



In order to connect
with people's
Emotions

We work hard to provide
the most cutting-edge
Function



We generate environments that are
Artificial

Making people feel
Natural



We create systems that are
Complex

To make people's lives
Simple

D u a l i t y d e s i g n

—
Design philosophy

Cooling

Japanese

Integrated

Compact

Heating

Global

Iconic

Efficient



NEW Dual Surface Finish

Glossy Finish



Textured Finish

NEW Dual Panel Look

An imaginative dual-panel design adds to the interior's charm.



NEW

Dual Platinum Color

First of its kind by Hitachi, a dual color that celebrates the curve of the product and enhances its design.



NEW

Dual Gold Color

First of its kind by Hitachi, a dual color that celebrates the curve of the product and enhances its design.

Longer Lasting Color

NEW **Star White Color**
with **UV Paint**

The true color of craftsmanship never fades.



NEW **Accentuated Curve Design**

The accentuated curve design increases the airflow to larger spaces giving perfect cooling comfort.

NEW


Iconic Wave design

Touch the wave of excellence



To transform

House into **Home**



NEW **airHome** series



NEW **airHome**
series



We build everything around you

Clean

Cool

Cost Saving

Comfort

Ice Clean

Xpandable⁺

Long air throw

AQtiv-Ion

airCloud Home

Ambience Light

Soft Dry

My Mode

Powerful Mode

100% Cooling Capacity @ 43°C*¹

5 Fan Speed

Wave Blade Technology

Hexa Sensor

Voltage Range

Tropical Design 52°C


*1 The 100% Cooling Capacity at 43°C is measured at IDU condition: 32°C DB/23°C WB & ODU condition: 43°C for selected models. This condition remains valid throughout the catalogue whenever this feature is mentioned.

ice Clean

Powered by FrostWash Technology

1 Freeze

Dust gets accumulated on surface of coil, affecting AC's performance. Hitachi's unique FrostWash technology creates frost on the IDU coil with the help of dew collected from air moisture.



Collects moisture in the room and forms dew on the heat exchanger.

Heat exchanger is frozen to -15°C. Frost is made evenly and captures dust for easier peeling. Dust is lifted from the heat exchanger fin as the water expands when it's frozen.

Frost on the heat exchanger fin melts first. This leads to an easier slip of all the dust in its frozen state together with the surrounded frost.

2 Melt

After a certain duration, the frost on the coil melts and then drains with it the trapped dust, mold & bacteria from the IDU coil.




3 Dry

The blower keeps running to dry out the coil of any residue and cleans it. Thus, with FrostWash technology you get fresh air in next AC usage.




Switch on the ice Clean function by just pressing FrostWash button on the remote. The FrostWash cycle runs for approx. 51 mins depending upon the temperature and humidity conditions inside the room.




*The images are for representation purpose only.

AC without ice Clean Technology



AC with ice Clean Technology



Odour from AC



More power consumption



Reduced airflow & cooling

*JCH-IN internal test result simulation.

T&C apply. The images are for illustration purpose only.



airflow maintained for the best
Cool
Clean



Savings*
15% power saving | **₹ 6000** service cost saving

Comfort
 Comfort is a special feeling



Wobler Jacket




Transparent Strip
 like a wobbler

Built-in



1/2/3 Tested by Kitasato Research Center of Environmental Science. Test No. 2020_0650.
 Test model: RAS-X22K Reduction effects of virus/bacteria/mold was observed by operating FrostWash™ once.
 For 3X maintained cooling data. Two identical units were tested for comparison; with and without FrostWash. Test chamber simulated approx. 2 years of dust and oil build up which may be experienced in a typical home environment.
 Airflow performance was tested before and after being in the chamber. Unit without FrostWash experienced an 18% drop in airflow performance. Unit with FrostWash experienced only 6% performance drop. Tested at Johnson Controls-Hitachi Tochigi factory, Japan Nov/Dec 2021.
 The amount is indicative and just for reference understanding with the comparison of FrostWash and Non-FrostWash machine usage.
 *T&C apply. JCH-IN internal result.

*Available in selected models only.



X pandable⁺

Built-in





X pandable⁺

How does it work?


Xpandable Inverter ACs can increase their compressor's rotation per minute (RPM) from the standard-rated RPM, as and when required, according to the actual ambient conditions outside and load requirements inside the room. Its technology stems from our Tropical Inverter Technology which uses Seamless Cascade Vector DC Inverter System to give better performance than any other non-tropical inverter AC.








The image is for representation purpose only. The capacity varies from model to model the data is as per JCH-IN internal test simulations.



Xpanding benefit



-  **110%** Cooling capacity
-  **100%** Cooling capacity at **43°C**
-  **60%** More power savings
-  **35%** Faster cool down time
-  **22%** Higher humidity removal

*T&C apply. The xpandable function works by just pressing powerful mode button on the remote. The mentioned data is for 1.5 TR 5 star basic machine at super high speed and the power saving data is against 1.5 TR 2 star fixed speed model. The values in measurements are in index values and the results are as per JCH-IN internal testing and simulations.



24m
Long air throw*



*Airflow distance will vary according to fan speed setting, environmental factors, and model capacity. Claim refers to 1050 mm chassis at fan speed of 1200 rpm creating an air velocity of 0.15 m/s or more according to anemometer tests. Air flow range for long air throw will vary as per chassis/tonnage, 24 mtr. in 1050 mm, 18 mtr. in 950 mm & 12 mtr. in 780 mm in fan mode. The image is for illustration purpose only. Air distribution will vary according to AC placement, furniture layout, obstructions and other factors.

Long air throw

Distributes air across your room



Faster Cooling



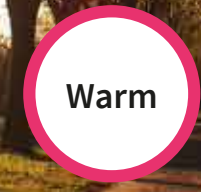
Less Energy Consumption

Ambience Light

Know Your Ambience



Inspired from Seasons





While you endure
Choose
Cool Ambience
16~23°C



For a me-time
Choose
Comfort Ambience
24~27°C



To feel restful
Choose
Warm Ambience
28~32°C

The mentioned range is for Set temperature. The ambience light has 3 options for your convenience - Bright, dim & off



airCloud Home

Wi-Fi enabled AC





Remotely control and monitor your system with Hitachi airCloud Home app on smartphone, digital device, or voice assistant for convenient temperature management.



Smart-Fence

Connect your AC to Smart-Fence feature, and schedule it to turn on/off when you leave/arrive for effortless benefits.



As you arrive home

AC automatically turns on, creating comfortable indoor climate.



As you leave home

AC stops or switches to economic preset temperature to save energy.



airCloud Home
Mobile App*

Voice Command
Google Home and Amazon Alexa



Voice Controlled
Through Assistant



Plan to save energy

Intuitively schedule AC use to fit your needs.

Save energy while sleeping with a simple timer, and fit AC operation around your routine with a weekly timer.



Controls made easy

Simplicity of an app

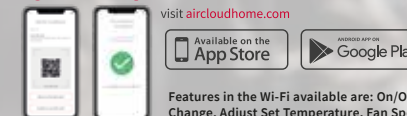
airCloud Home has user-friendly interface to create comfort from smartphone.



Alexa, decrease temperature by 3°C



Quick Set up








visit aircloudhome.com

Features in the Wi-Fi available are: On/Off, Operation Mode, Set Temperature Change, Adjust Set Temperature, Fan Speed and Operation Status Notification.

*Hitachi recommends less than 14 air conditioner to be integrated in one app.



SARS-CoV-2
99.9%*1
 reduction

SARS-CoV-2 ¹	Bacteria ²	Odours ³	Allergens ⁴	Dust Mite ⁵
				
99.9% removal	99.0% removal	86.0% removal	97.1% removal	98.7% removal

1 Claim refers to the effect of AQtiv-Ion (optional on some models) which showed 99.9% reduction in COVID virus particles under lab conditions tested at Nara Medical University, Japan
 2 Claim refers to the effect of AQtiv-Ion (optional on some models) which showed 99.0% reduction in E.Coli particles and Staphylococcus Aureus tested at Boken Quality Evaluation Institute Japan following JIS Z 2801 standard
 3 Claim refers to the 86% reduction effect of AQtiv-Ion (optional on some models) on formaldehyde, tested at Kinki Bunseki Center, Ltd. Japan.
 4 Claim refers to the effect of AQtiv-Ion (optional on some models) on Cedar allergens which shows 97.1% reduction, tested at Institute of Tokyo Environmental Allergy.
 5 Claim refers to the effect of AQtiv-Ion (optional on some models) on House Dust Mites (98.7% reduction) tested at Viable Ltd. Following JIS-L-1920 standard.



AQtiv-Ion


How it works

The AQtiv-Ion technology generates negative ions. When released into the air, these ions combine with the oxygen (O2) in the air. These newly-created oxygen molecules trap impurities, viruses, bacteria, odours and allergens, offering healthier air.

Purer air at your demand

Activate AQtiv-Ion with a simple press of a button on the remote control. AQtiv-Ion works independent of cooling and heating operations without generating extra noise.

The image is for representational purpose only. The actual ac image maybe different from above one.



Iconic Wave Design Remote





Iconic wave

Artistic curve on remote accentuates aesthetics for delightful AC control.

Remote control

NEW

- ❑ Iconic wave design
- ❑ Night glow buttons for more visibility
- ❑ Coloured buttons for easy access
- ❑ Can work up to 11 m range
- ❑ 0.5°C precision control



The remote type and features will vary from model to model. The above image is for representational purpose only.



My Mode

My Mode has 3 personalized options with temperature, fan speeds, timers, modes, and silent function.

Saves time by remembering your preferences.

My Mode illustration:

My Mode	Mode	Temp	Fan Speed	ON/OFF Timer	Silent
	Cool	20.5 °C			OFF
	Auto	24.0 °C			OFF
	Dry	27.5 °C			OFF

My Mode settings:


Mode: Auto, Cool, Dry, Fan
 Set Temperature: 16-32° C
 Fan Speed: Silent, Low, Medium, High, Super High & Auto
 ON/OFF Timer: Timer setting up to 12 hours.
 Silent: ON/OFF



Default setting is 24° C and will not be displayed on LCD.

air Technology

Odour-free air



Silent air

Odour - free air

Auto Coil Dry Technology



Soft Dry

How does it work?

The unique Auto Coil Dry Technology keeps the indoor fan blower running for some time on standby mode whenever the AC is switched off with remote controller so that it dries up the condensed water accumulated on the evaporator coil. It prevents the accumulation of debris, dust and pollen in the form of condensed water droplets on the evaporator coil and keeps the unit dry and clean to ensure fresh and healthy air.



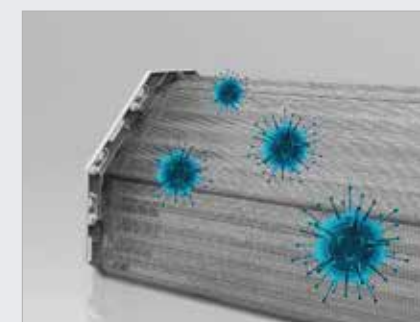
Benefits:

No bad odour with better performance

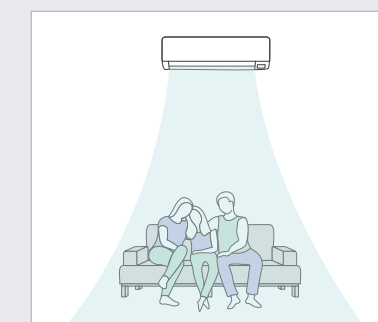
Prevents accumulation of debris, dust and pollen while preventing growth of potential microbes and moulds which can lead to clogging and contamination of the coils.

Uninterrupted airflow

Provides consistent airflow that gives you optimum cooling.



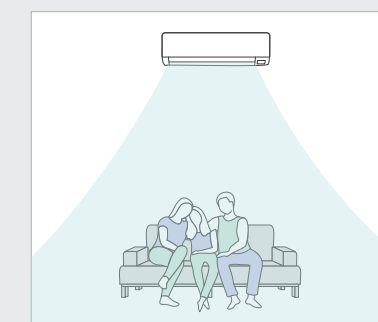
Without Auto Coil Dry



Without Auto Coil Dry



With Auto Coil Dry




With Auto Coil Dry

The soft dry function can prevent mold growth inside indoor unit but not remove existed mold.

*Product images shown are for reference only, actual product may vary. Data shown above is under test condition & may vary from model to model.

Silent air


Wave Blade Design Technology



T-flow fan

How does it work?

The Sine Wave Blade design of the indoor fan blower ensures silent air with reduced cutting noise and far-reaching maximum air volume, providing all-around cooling comfort.



The Wave Blade design reduces air cutting noise

**10% bigger blower compared to conventional AC blower. Product images shown are for reference only, actual product may vary. Data shown above is under test condition & may vary from model to model.



HEXA

Sensor



Hexa Sensor Technology



Indoor unit

Microcontroller

Outdoor unit



Room Temp. Sensor



Defrost Sensor



Indoor Humidity Sensor




Ambient Temp. Sensor



Compressor Protection Sensor



HEX Pressure Sensor



How does it work?

Hitachi's new Hexa Sensor Technology is equipped with 6 smart sensors - 3 Sensors in the Indoor Unit & 3 Sensors in the Outdoor Unit, which sense any change in temperature and working of critical components continuously, communicating the same to the microcontroller. This makes Hitachi's AC advanced and ready to offer perfect cooling even in extreme summer conditions.



Room Temperature Sensor

Continuously measures the room temperature and adjusts the compressor speed for optimum cooling and comfort.



Defrost Sensor

Measures refrigerant temperature in the indoor unit to prevent failures due to coil choking or ice formation.




Ambient Temperature Sensor

The AC adjusts its cooling effect based on outdoor ambient temperature and load variation.



Compressor Protection Sensor

Constantly measures compressor head temperature to ensure proper functioning and prevent failure.



HEX Pressure Sensor

Measures discharge pressure to control compressor during overload and ensure AC safety.



Indoor Humidity Sensor

Measures indoor humidity rate required for ice Clean operation.

100% Cooling Capacity @ 43°C

Standard Condition

Hitachi ACs deliver 100% Capacity

35°C



43°C

Hitachi ACs are engineered to work under extreme summer temperatures with 100% cooling capacity.

Our machines deliver full capacity without derating even in extreme tropical temperatures.

Dual Louver

Strong & powerful airflow with more air volume



5 Fan speed for convenient cooling

More option for fan speed

The DC motor in IDU enables 5 variable fan blower speed, with seamless transition between silent to super high speeds, providing reduced noise levels and more speed options.



Easy to clean exterior

The pre-filter can get clogged by the accumulation of dust. A small reminder lights up on your air conditioner when it's time to clean the filter. It's simple to wash, thanks to the easy to remove panel and washable filter material.



NEW ODU unit

Hitachi prioritizes creating a technology that's in harmony with its surroundings, serving as a catalyst for seamless change with their compact, intuitive, insightful, and aesthetically superior designs.

R32
REFRIGERANT

3M
Coating ODU



Harmony Line



The product image shown is for representation purpose only and can be changed as per company policy without information. The outdoor unit capacity may vary as per product availability.



All DC System

The airHome has a complete DC power system with a DC IDU fan motor, ODU fan motor, and DC inverter compressor, providing 10% more efficiency and quieter operation than AC motors.



Adjusts to the right rotation speed

Precise motor rotation control

Motor current data



Precise motor rotation control



IDU DC Fan motor



ODU DC Fan motor

Vector DC Inverter

Cascade Vector DC Inverter System uses a microchip to control compressor speed, split rotor for noise suppression, and enhanced low-speed energy efficiency.



Image/illustration shown above is for representation purpose only and is of indicative reference. In our units we either use Rotary or Twin Rotary compressors.

SafeGuard system when you're no longer on site

Our SafeGuard System protects the outdoor unit from extreme weather, voltage fluctuation, pests, dust, and leaks after installation through a combination of electrical and mechanical systems.

- FIRE PREVENTION
- SAFETY PROTECTION
- COMPRESSOR CONTROL
- WATER DROPLET PREVENTION
- FLEXIBLE INSTALLATION
- RELIABILITY



New compressor design

The airHome compressor uses rare earth magnet DC motors, resulting in better-balanced rotation, reduced vibration and noise, and higher efficiency and reliability.



Inside and out the **new airHome** is superbly crafted. It represents state-of-the-art fusion of engineering mastery with minimalist design.


Mr. Kazuo Odate,
Global room air conditioning
Engineering Dept., Platform
Development Division



Xpanded Voltage surge protection

Enhanced safety against voltage surges to protect unit

130 ~ 265 V



T&C apply. The voltage range is at rated temperature condition.

Reason to buy

Hitachi Air Conditioners

1 Ice Clean



An innovative cleaning technology that improves air quality and creates a healthier environment by eliminating dirt.

2 Xpandable*



Hitachi's Xpandable* AC expands its capacity in adverse temperature conditions, it cuts down humidity level inside the room and achieves set temperature faster.

3 Long air throw



An air throw cooling larger spaces and reaching uniformly to every corner upto 24m.

4 Ambience Light



An immersive display on the AC which helps you understand the ambience better and control the temperature more effectively.

5 Bigger Indoor Unit



Bigger the unit, bigger the suction area and better the draft hence you experience a much better air experience than conventional Acs.

Bigger Bolder Better

6 airCloud Home



Smarter air control from anywhere with voice command or mobile device for your convenience.

7 4 Way Swing



Better precision to disperse air to every nook and corner.

8 Dual Louver



9 100% Cooling Capacity even at 43°C



Standard Condition

Hitachi ACs deliver 100% Capacity

35°C

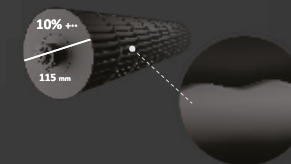
43°C

10 Hexa Sensor



Hitachi's ingenious 6 Sensor technology that offers perfect cooling and protects its critical parts.

13 Silent air




Ensure air-cutting noise reduction with Wave Blade Design Technology.

11 My Mode




3 Personalized Modes to enjoy cooling experience every time with just a press of a button.

14 5 Fan Speed



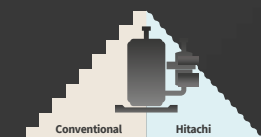
3 Personalized Modes to enjoy cooling experience every time with just a press of a button.

12 Odour-free air




Auto Coil Dry Technology. Stops the causes of AC odour. Maintains Uninterrupted airflow.

15 Stepless Compressor Control



Specially designed advanced microcontroller checks indoor and outdoor condition, and varies compressor speed seamlessly, thus offering uninterrupted cooling.

16 Tropical Design




Hitachi ACs are designed to keep you cool and work efficiently up to 52°.

17 Filter Clean Indicator



A unique alert reminds you to clean the filter at regular intervals, ensuring powerful cooling all the time.

18 SuperFine Mesh Filter



Hitachi's unique SuperFine mesh filter captures microdust particle and also offers hassle-free cleaning.

19 SuperSlit Fins



SuperSlit fins of Hitachi AC have multiple slits that provide more heat exchange area and cools the room faster.

20 100% Inner Grooved Copper Tube



Hitachi's 100% inner grooved copper ensures faster cooling with its turbulent refrigerant flow that enhances heat transfer rate.

21 Green Refrigerant



Pre-charged with Green refrigerant Hitachi ACs are also eco-friendly.

22 Xpanded Voltage Surge Protection

130~265 V

Enhanced safety against voltage surge to protect the unit.

23 Warranty

5 YEARS ON CONTROLLER/PCB

10 YEARS ON COMPRESSOR

24 Quality Test



Have the benefit of a reliable product that passes all rigorous factory tests.

25 3M Coating



Get uninterrupted cooling experience and an outdoor unit with longer life span with 3M coating on the ODU brazing joints.


*Please refer individual technology pages for detailed T&C and the images are for representation purpose only. The technology/feature may vary from model to model.

Yoshi (よし)

(n) One of the Best

The Shinkansen, aka Bullet Train, is a shining example of Japanese technological ingenuity that transforms possibilities into realities, a near-miraculous feat that encapsulates the essence of Yoshi, which denotes one of the best.

5 Star Inverter AC
★★★★★




iZen (怡然)

(n) Delightful

The enigmatic philosophy of Zen entails mindfulness, experiencing a sense of unity with the peaceful environment, and adopting a distinct approach to cultivating experiences that reveal a fresh perspective.

3 Star Inverter AC
★★★




iKasu (いかす)

(n) Smart

The iKasu way of life embodies qualities of intuition, intelligence, and inspiration.
It is fueled by a passion for innovation, which brings the future to your fingertips.

5 & 3 Star Inverter AC

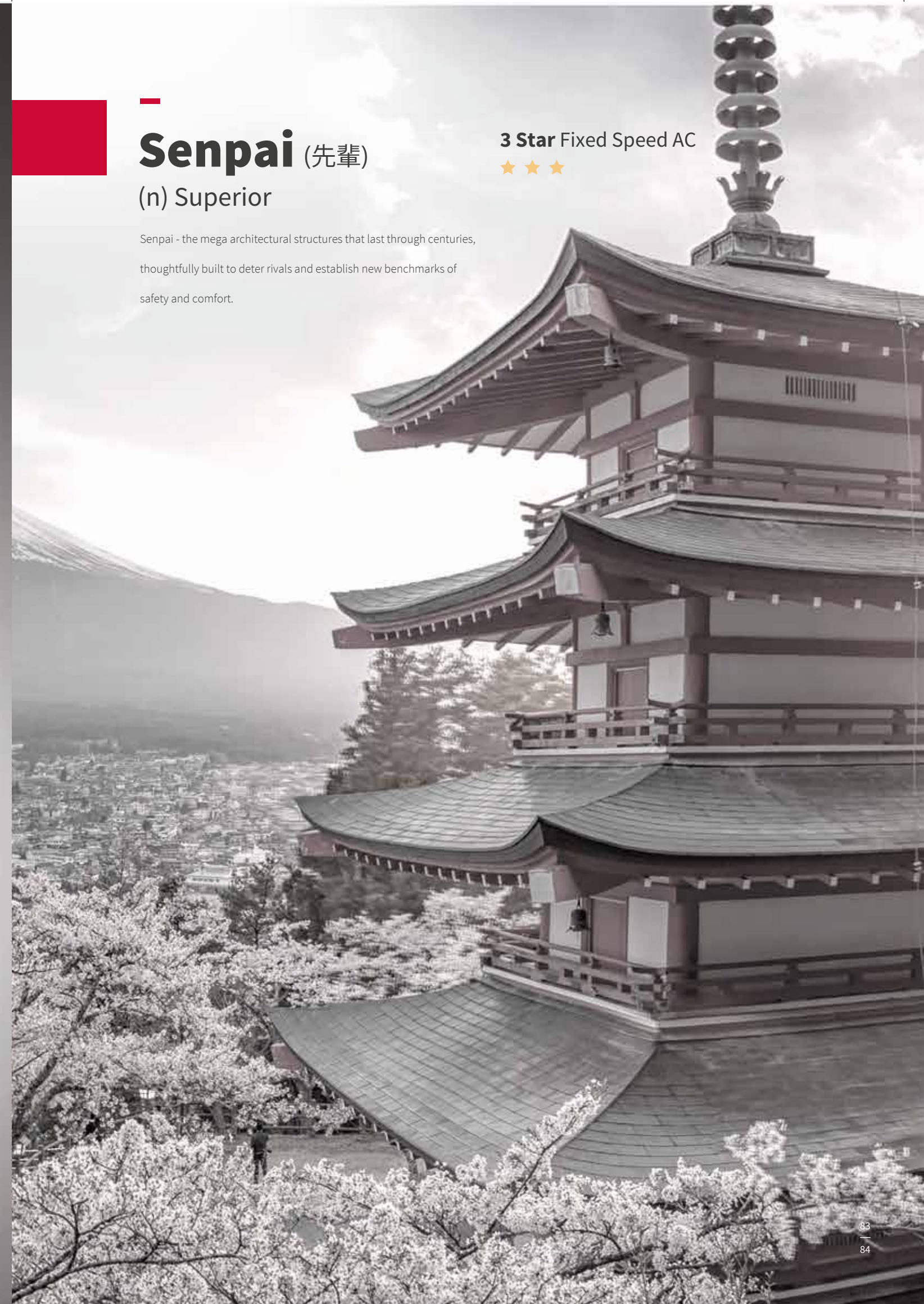


Senpai (先輩)

(n) Superior

Senpai - the mega architectural structures that last through centuries,
thoughtfully built to deter rivals and establish new benchmarks of
safety and comfort.

3 Star Fixed Speed AC



Product Portfolio

One for everyone

Split AC Inverter Series

iZen | 怡然
3 Star Series
★ ★ ★



Yoshi | よし
5 Star Series
★ ★ ★ ★ ★



iKasu | いかす
5 & 3 Star Series
★ ★ ★ ★ ★ | ★ ★ ★



Toushi* | 闘士
5 & 3 Star Series
★ ★ ★ ★ ★ | ★ ★ ★



Split AC Fixed Speed Series



Kiyora / Shizen
4 & 3 Star Hot & Cold Inverter Series
★ ★ ★ ★ | ★ ★ ★



Senpai | 先輩
3 Star Series
★ ★ ★

Window AC Range



Shizuka | 静か
Inverter Series



Kaze Plus | 風
Fixed Speed Series

Remote Control



Product Portfolio: Inverter AC

Key Features

- My Mode
- 100% Inner Grooved Copper Tube
- Stepless Compressor Control
- SuperFine Mesh Filter
- Tropical Design
- Stabilizer-Free Operation
- Filter Clean Indicator

Warranty

- 10 Years Compressor
- 5 Years PCB/Controller

Big series

Bigger IDU

- 4 Way Swing
- Dual Louver
- airCloud Home
- ice Clean
- Xpandable*
- Long air throw
- Ambience Light
- Hexa Sensor
- Odour-free air
- Silent air
- 100% Cooling Capacity at 43 °C

Bigger
Bolder
Better

1050m →



Yoshi 5700XXL
Tonnage Class 1.5

The image is for representation purpose only.

Key Features

- My Mode
- 100% Inner Grooved Copper Tube
- Stepless Compressor Control
- SuperFine Mesh Filter
- Tropical Design
- Stabilizer-Free Operation
- Filter Clean Indicator

Warranty

- 10 Years Compressor
- 5 Years PCB/Controller

Ionizer series

Ionizer

- 4 Way Swing
- airCloud Home
- Xpandable*
- Long air throw
- Ambience Light
- Hexa Sensor
- Odour-free air
- Silent air
- 100% Cooling Capacity at 43 °C



Yoshi 5700DIXL
Tonnage Class 1.5

iZen 3700DIXL
Tonnage Class 1.5

The image is for representation purpose only.

Key Features



Warranty



Key Features



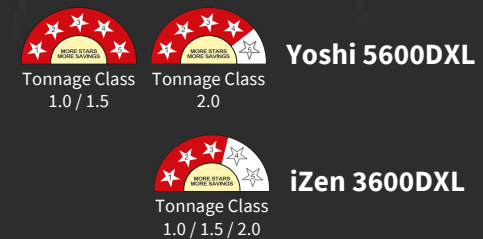

Warranty



4 Way Swing series

4 Way Swing

- Dual Louver
- airCloud Home
- ice Clean
- Xpandable+
- Long air throw
- Ambience Light
- Hexa Sensor
- Odour-free air
- Silent air
- 100% Cooling Capacity at 43°C

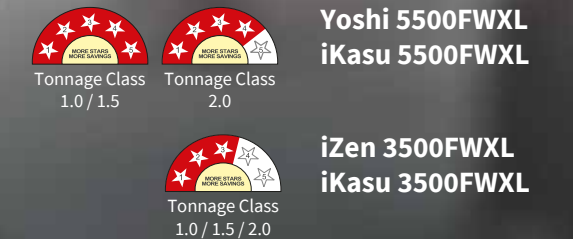


The image is for representation purpose only.

Wifi series

airCloud Home

- ice Clean
- Xpandable+
- Long air throw
- Ambience Light
- Hexa Sensor
- Odour-free air
- Silent air
- 100% Cooling Capacity at 43°C



The image is for representation purpose only.

Key Features





Warranty



ice Clean series

ice Clean

- Xpandable*
- Long air throw
- Ambience Light
- Hexa Sensor
- Odour-free air
- Silent air
- 100% Cooling Capacity at 43°C



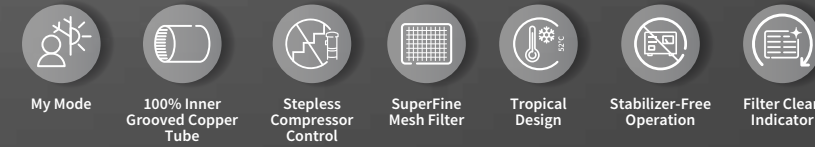
Yoshi 5400FXL
iKasu 5400FXL



iZen 3400FXL
iKasu 3400FXL

The image is for representation purpose only.

Key Features



Warranty



Toughi+ series

Xpandable*

- Long air throw
- Penta Sensor
- Odour-free air
- Silent air
- 100% Cooling Capacity at 43°C



Toughi+ 5200XL



Toughi+ 3200XL

The image is for representation purpose only.
Toughi (without kit model) also available in Tonnage Class 1.0/1.5 in 5star, 2.0 in 4 star & 1.0/1.5/2.0 capacity in 3star respectively.

Product Portfolio: Fixed Speed AC

Key Features

- 100% Inner Grooved Copper Tube
- Stepless Compressor Control
- SuperFine Mesh Filter
- Tropical Design
- Stabilizer-Free Operation
- Filter Clean Indicator

Warranty

- 10 Years Compressor
- 5 Years PCB/Controller

Key Features

- 100% Inner Grooved Copper Tube
- SuperSlit Fins
- Tropical Design
- Filter Clean Indicator
- Stabilizer-Free Operation

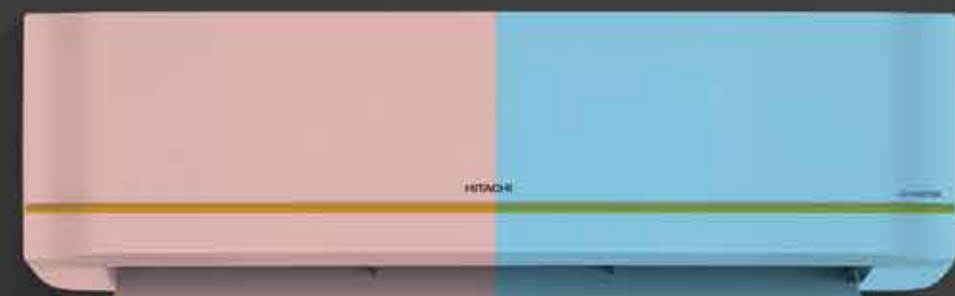
Warranty

- 5 Years Compressor


Hot & Cold series

Hot & Cold AC

- Filter Clean Indicator
- Odour-free air
- Silent air
- 100% Cooling Capacity at 43 °C



Kiyora 4100XHP



Shizen 3100SHP

The image is for representation purpose only.

Senpai series

Bigger IDU

- Long air throw
- My Mode
- Ambience Light
- Odour-free air
- Silent air

Bigger
Bolder
Better

1050 mm



Senpai 3200FL



Toushi 3100FL

The image is for representation purpose only.

Product Portfolio: Window AC

Key Features

- 100% Inner Grooved Copper Tube
- Tropical Design
- SuperFine Mesh Filter
- Auto Power Save Mode
- LCD Remote Control
- Auto Fan Speed

Warranty

- 10 Years Compressor
- 5 Years PCB/Controller

Key Features

- 100% Inner Grooved Copper Tube
- Tropical Design
- SuperFine Mesh Filter
- Auto Power Save Mode
- LCD Remote Control
- Auto Fan Speed

Warranty

- 5 Years Compressor


Shizuka series

Xpandable Inverter

- Filter Clean Indicator
- Stabilizer-Free Operation
- Tetra Sensor
- Stepless Compressor Control
- 100% Cooling Capacity at 43°C



Tonnage Class 1.5



Tonnage Class 1.5

Shizuka Inverter Series

Kaze Plus series

Auto Restart

- On/Off Time with Advanced Start-Up
- Filter Clean Indicator
- Dry Mode
- Powerful Mode



Tonnage Class 1.5



Tonnage Class 1.0

Kaze Plus

Tech Data Split AC - Inverter Models

Description		Unit	1.0Tr. Class_5 star Series					
Model Name			Yoshi 5600DXL	Yoshi 5500FWXL	Yoshi 5400FXL	iKasu 5500FWXL	iKasu 5400FXL	Toushi 5200XL
Model Number			RAS.X512PCAISD	RAS.V512PCAISH	RAS.G512PCAISF	RAS.V512PCAIBHE	RAS.G512PCAIBFE	RAS.E512PCAIBW
Star Rating			5	5	5	5	5	5
Compressor		Type / Refrigerant	Rotary / R32	Rotary / R32	Rotary / R32	Rotary / R32	Rotary / R32	Rotary / R32
Performance	Rated Cooling (100% load)		BTU/Hr (Watts)	11800 (3458)	11800 (3458)	11800 (3458)	11800 (3458)	11800 (3458)
	Maximum Cooling		BTU/Hr (Watts)	12980 (3804)	12980 (3804)	12980 (3804)	12980 (3804)	12980 (3804)
	Rated ISEER			5.02	5.02	5.02	5.02	5.02
	Annual Power Consumption (As per BEE Norms)		(kWh)	533.61	533.61	533.61	533.61	533.61
	Fan Speed		No. of steps	5	5	5	5	5
	Air Flow (IDU) (Cooling-Super High)		CFM	406	406	406	406	406
	Sound level *1		dBa	32	32	32	32	32
Electrical	Rated Power Supply		Volts / Hz / Phase	230 / 50 / 1	230 / 50 / 1	230 / 50 / 1	230 / 50 / 1	230 / 50 / 1
	Rated Power Input		Watts	875	875	875	875	875
	Rated Current Drawn		Amps	4.00	4.00	4.00	4.00	4.00
Key Features	Bigger IDU - 1050 mm							
	Dual Louver			✓				
	Ice Clean (FrostWash)			✓	✓	✓	✓	✓
	AQ-tiv Ion (ionizer)							
	airCloud Home -Wifi Enabled			✓	✓	✓	✓	✓
	4 Way Swing			✓				
	Xpandable*			✓	✓	✓	✓	✓
	Long air throw *2			✓	✓	✓	✓	✓
	Ambience Light			✓	✓	✓	✓	✓
	Odour-free air (Soft Dry)			✓	✓	✓	✓	✓
	Silent air (Wave Blade Design)			✓	✓	✓	✓	✓
Remote Features	My Mode			✓	✓	✓	✓	✓
	Backlight Remote controller			✓	✓	✓	✓	✓
	Powerful Mode			✓	✓	✓	✓	✓
	One Touch Super Silent			✓	✓	✓	✓	✓
	ECO Mode			✓	✓	✓	✓	✓
	Good Sleep mode			✓	✓	✓	✓	✓
	On / Off Timer			✓	✓	✓	✓	✓
	Real Time Clock/ On/Off timer (24 hours)			✓	✓	✓	✓	✓
Advance Features	Hexa Sensor			✓	✓	✓	✓	✓**
	Tropical Design up to 52°C			✓	✓	✓	✓	✓
	100% Inner Grooved Copper Tubes			✓	✓	✓	✓	✓
	SuperSlit Fins			✓	✓	✓	✓	✓
	Filter clean indicator			✓	✓	✓	✓	✓
	SuperFine Mesh filter			✓	✓	✓	✓	✓
	Up/Down Swing			✓	✓	✓	✓	✓
	Stabilizer Free Operation			✓	✓	✓	✓	✓
	Hydrophilic Fins (Indoor Unit)			✓	✓	✓	✓	✓
Assurance*	Compressor Warranty		1 + 9 Years	✓	✓	✓	✓	✓
	Controller (PCB) Warranty		1 + 4 Years	✓	✓	✓	✓	✓
	Warranty on Entire Machine		1 Year	✓	✓	✓	✓	✓
Dimensions	Dimension (IDU) (W x H x D)		mm	780 x 280 x 227	780 x 280 x 227	780 x 280 x 227	780 x 280 x 222	780 x 280 x 222
	Dimension (ODU) (W x H x D)		mm	658 x 530 x 274	658 x 530 x 274	658 x 530 x 274	658 x 530 x 274	658 x 530 x 274
	Suction Line Diameter		mm (Inches)	9.52 (3/8")	9.52 (3/8")	9.52 (3/8")	9.52 (3/8")	9.52 (3/8")
	Liquid Line Diameter		mm (Inches)	6.35 (1/4")	6.35 (1/4")	6.35 (1/4")	6.35 (1/4")	6.35 (1/4")
	Net Weight IDU /ODU		Kg	8.5 / 25.4	8.5 / 25.4	8.5 / 25.4	8.5 / 25.4	8.5 / 25.4

Notes:
 Auto Mode, Cool Mode, Fan Mode, Dry Mode (better humidity control), LCD Remote Control, Auto Fan Speed, Auto Restart, Green Refrigerant, 43 Quality Test features are available in every model.
 *1 At Super Silent fan speed & at a distance of 1 m.
 *2 Air flow range for long air throw will vary as per chassis/ tonnage, 24 mtr. in 1050 mm, 18 mtr. in 950 mm & 12 mtr. in 780 mm in fan mode.
 Permissible maximum pipe length limit is up to 25 mtrs.
 Features may vary from model to model. Due to continuous research & development, specifications & features may change without prior notice.
 #T&C apply. Offer available on select models only and subject to company's discretion. Offer can be withdrawn anytime without prior notice.
 *It indicates that unit has 12 hour On/Off timer.
 **It indicates that the model has penta sensors.

Tech Data Split AC - Inverter Models

Description		Unit	1.0Tr. Class_3 star Series					
Model Name			iZen 3600DXL	iZen 3500FWXL	iZen 3400FXL	iKasu 3500FWXL	iKasu 3400FXL	Toushi 3200XL
Model Number			RAS.X312PCAISD	RAS.V312PCAISH	RAS.G312PCAISF	RAS.V312PCAIBHE	RAS.G312PCAIBFE	RAS.E312PCAIBW
Star Rating			3	3	3	3	3	3
Compressor	Type / Refrigerant		Rotary / R32	Rotary / R32	Rotary / R32	Rotary / R32	Rotary / R32	Rotary / R32
Performance	Rated Cooling (100% load)	BTU/Hr (Watts)	11800 (3458)	11800 (3458)	11800 (3458)	11800 (3458)	11800 (3458)	11800 (3458)
	Maximum Cooling	BTU/Hr (Watts)	12600 (3692)	12600 (3692)	12600 (3692)	12600 (3692)	12600 (3692)	12600 (3692)
	Rated ISEER		4.00	4.00	4.00	4.00	4.00	4.00
	Annual Power Consumption (As per BEE Norms)	(kWh)	669.16	669.16	669.16	669.16	669.16	669.16
	Fan Speed	No. of steps	5	5	5	5	5	5
	Air Flow (IDU) (Cooling-Super High)	CFM	406	406	406	406	406	406
	Sound level *1	dbA	32	32	32	32	32	32
Electrical	Rated Power Supply	Volts / Hz / Phase	230 / 50 / 1	230 / 50 / 1	230 / 50 / 1	230 / 50 / 1	230 / 50 / 1	230 / 50 / 1
	Rated Power Input	Watts	1095	1095	1095	1095	1095	1095
	Rated Current Drawn	Amps	5.00	5.00	5.00	5.00	5.00	5.00
Key Features	Bigger IDU - 1050 mm							
	Dual Louver		√					
	Ice Clean (FrostWash)		√	√	√	√	√	
	AQ-tiv Ion (ionizer)							
	airCloud Home -Wifi Enabled		√	√		√		
	4 Way Swing		√					
	Xpandable*		√	√	√	√	√	√
	Long air throw *2		√	√	√	√	√	√
	Ambience Light		√	√	√	√	√	
	Odour-free air (Soft Dry)		√	√	√	√	√	√
	Silent air (Wave Blade Design)		√	√	√	√	√	√
Remote Features	My Mode		√	√	√	√	√	√
	Backlight Remote controller		√	√	√	√	√	√
	Powerful Mode		√	√	√	√	√	√
	One Touch Super Silent		√	√	√	√	√	√
	ECO Mode		√	√	√	√	√	√
	Good Sleep mode		√	√	√	√	√	√
	On / Off Timer		√	√	√	√	√	√
	Real Time Clock/ On/Off timer (24 hours)		√	√	√	√	√	√
Advance Features	Hexa Sensor		√	√	√	√	√	√**
	Tropical Design up to 52°C		√	√	√	√	√	√
	100% Inner Grooved Copper Tubes		√	√	√	√	√	√
	SuperSlit Fins		√	√	√	√	√	√
	Filter clean indicator		√	√	√	√	√	√
	SuperFine Mesh filter		√	√	√	√	√	√
	Up/Down Swing		√	√	√	√	√	√
	Stabilizer Free Operation		√	√	√	√	√	√
	Hydrophilic Fins (Indoor Unit)		√	√	√	√	√	√
Assurance*	Compressor Warranty	1 + 9 Years	√	√	√	√	√	√
	Controller (PCB) Warranty	1 + 4 Years	√	√	√	√	√	√
	Warranty on Entire Machine	1 Year	√	√	√	√	√	√
Dimensions	Dimension (IDU) (W x H x D)	mm	780 x 280 x 227	780 x 280 x 227	780 x 280 x 227	780 x 280 x 227	780 x 280 x 222	780 x 280 x 222
	Dimension (ODU) (W x H x D)	mm	658 x 530 x 274	658 x 530 x 274	658 x 530 x 274	658 x 530 x 274	658 x 530 x 274	658 x 530 x 274
	Suction Line Diameter	mm (Inches)	9.52(3/8")	9.52(3/8")	9.52(3/8")	9.52(3/8")	9.52(3/8")	9.52(3/8")
	Liquid Line Diameter	mm (Inches)	6.35(1/4")	6.35(1/4")	6.35(1/4")	6.35(1/4")	6.35(1/4")	6.35(1/4")
	Net Weight IDU /ODU	Kg	7.8/24.4	7.8/24.4	7.8/24.4	7.8/24.4	7.8/24.4	7.8/24.4

Notes:

Auto Mode, Cool Mode, Fan Mode, Dry Mode (better humidity control), LCD Remote Control, Auto Fan Speed, Auto Restart, Green Refrigerant, 43 Quality Test features are available in every model.

*1 At Super Silent fan speed & at a distance of 1 m.

*2 Air flow range for long air throw will vary as per chassis/ tonnage, 24 mtr. in 1050 mm, 18 mtr. in 950 mm & 12 mtr. in 780 mm in fan mode.

Permissible maximum pipe length limit is up to 25 mtrs

Features may vary from model to model. Due to continuous research & development, specifications & features may change without prior notice.

#T&C apply. Offer available on select models only and subject to company's discretion. Offer can be withdrawn anytime without prior notice.

*It indicates that unit has 12 hour On/Off timer.

**It indicates that the model has penta sensors.

Tech Data Split AC - Inverter Models

Description		Unit	1.5Tr. Class_5 star Series								
Model Name			Yoshi 5700XXL	Yoshi 5700DIXL	Yoshi 5600DXL	Yoshi 5500FWXL	Yoshi 5400FXL	iKasu 5500FWXL	iKasu 5400FXL	Toushi ¹ 5200XL	Toushi 5200XL
Model Number			RAS.Y518PCAISL	RAS.X518PCAISI	RAS.X518PCAISD	RAS.V518PCAISH	RAS.G518PCAISF	RAS.V518PCAIBHE	RAS.G518PCAIBFE	RAS.E518PCAIBS	RAS.E518PCAIBW
Star Rating			5	5	5	5	5	5	5	5	5
Compressor	Type / Refrigerant		Rotary / R32	Rotary / R32	Rotary / R32	Rotary / R32	Rotary / R32	Rotary / R32	Rotary / R32	Rotary / R32	Rotary / R32
Performance	Rated Cooling (100% load)	BTU/Hr (Watts)	18500 (5422)	18000 (5275)	18000 (5275)	18000 (5275)	18000 (5275)	18000 (5275)	18000 (5275)	18000 (5275)	18000 (5275)
	Maximum Cooling	BTU/Hr (Watts)	20500 (6008)	19800 (5803)	19800 (5803)	19800 (5803)	19800 (5803)	19800 (5803)	19800 (5803)	19800 (5803)	19800 (5803)
	Rated ISEER		5.10	5.02	5.02	5.02	5.02	5.02	5.02	5.02	5.02
	Annual Power Consumption (As per BEE Norms)	(kWh)	823.18	813.13	813.13	813.13	813.13	813.13	813.13	813.13	813.13
	Fan Speed	No. of steps	5	5	5	5	5	5	5	5	5
	Air Flow (IDU) (Cooling-Super High)	CFM	635	530	530	530	530	530	530	530	530
	Sound level *1	dbA	37	34	34	34	34	34	34	34	34
Electrical	Rated Power Supply	Volts / Hz / Phase	230 / 50 / 1	230 / 50 / 1	230 / 50 / 1	230 / 50 / 1	230 / 50 / 1	230 / 50 / 1	230 / 50 / 1	30 / 50 / 1	230 / 50 / 1
	Rated Power Input	Watts	1365	1385	1385	1385	1385	1385	1385	1385	1385
	Rated Current Drawn	Amps	6.25	6.34	6.34	6.34	6.34	6.34	6.34	6.34	6.34
Key Features	Bigger IDU - 1050 mm		√								
	Dual Louver		√	√	√						
	Ice Clean (FrostWash)		√		√		√	√	√		
	AQ-tiv Ion (ionizer)			√							
	airCloud Home -Wifi Enabled		√	√	√	√		√			
	4 Way Swing		√	√	√						
	Xpandable+		√	√	√	√	√	√	√	√	√
	Long air throw *2		√	√	√	√	√	√	√	√	√
	Ambience Light		√	√	√	√	√	√	√		
	Odour-free air (Soft Dry)		√	√	√	√	√	√	√	√	√
	Silent air (Wave Blade Design)		√	√	√	√	√	√	√	√	√
Remote Features	My Mode		√	√	√	√	√	√	√	√	√
	Backlight Remote controller		√	√	√	√	√	√	√	√	√
	Powerful Mode		√	√	√	√	√	√	√	√	√
	One Touch Super Silent		√	√	√	√	√	√	√	√	√
	ECO Mode		√	√	√	√	√	√	√	√	√
	Good Sleep mode		√	√	√	√	√	√	√	√	√
	On / Off Timer		√	√	√	√	√	√	√	√	√
	Real Time Clock/ On/Off timer (24 hours)		√	√	√	√	√	√	√	√	√
Advance Features	Hexa Sensor		√	√	√	√	√	√	√	√**	√**
	Tropical Design up to 52°C		√	√	√	√	√	√	√	√	√
	100% Inner Grooved Copper Tubes		√	√	√	√	√	√	√	√	√
	SuperSlit Fins		√	√	√	√	√	√	√	√	√
	Filter clean indicator		√	√	√	√	√	√	√	√	√
	SuperFine Mesh filter		√	√	√	√	√	√	√	√	√
	Up/Down Swing		√	√	√	√	√	√	√	√	√
	Stabilizer Free Operation		√	√	√	√	√	√	√	√	√
	Hydrophilic Fins (Indoor Unit)		√	√	√	√	√	√	√	√	√
Assurance*	Compressor Warranty	1 + 9 Years	√	√	√	√	√	√	√	√	√
	Controller (PCB) Warranty	1 + 4 Years	√	√	√	√	√	√	√	√	√
	Warranty on Entire Machine	1 Year	√	√	√	√	√	√	√	√	√
Dimensions	Dimension (IDU) (W x H x D)	mm	1050 x 294 x 255	950 x 294 x 235	950 x 294 x 235	950 x 294 x 235	950 x 294 x 235	950 x 294 x 230	950 x 294 x 230	950 x 294 x 230	950 x 294 x 230
	Dimension (ODU) (W x H x D)	mm	750 x 550 x 290	750 x 550 x 290	750 x 550 x 290	750 x 550 x 290	750 x 550 x 290	750 x 550 x 290	750 x 550 x 290	750 x 550 x 290	750 x 550 x 290
	Suction Line Diameter	mm (Inches)	12.7(1/2")	12.7(1/2")	12.7(1/2")	12.7(1/2")	12.7(1/2")	12.7(1/2")	12.7(1/2")	12.7(1/2")	12.7(1/2")
	Liquid Line Diameter	mm (Inches)	6.35(1/4")	6.35(1/4")	6.35(1/4")	6.35(1/4")	6.35(1/4")	6.35(1/4")	6.35(1/4")	6.35(1/4")	6.35(1/4")
	Net Weight IDU /ODU	Kg	11.4/29.4	10.0/29.4	10.0/29.4	10.0/29.4	10.0/29.4	10.0/29.4	10.0/29.4	10.0/29.4	10.0/29.4

Notes:
 Auto Mode, Cool Mode, Fan Mode, Dry Mode (better humidity control), LCD Remote Control, Auto Fan Speed, Auto Restart, Green Refrigerant, 43 Quality Test features are available in every model.
 *1 At Super Silent fan speed & at a distance of 1 m.
 *2 Air flow range for long air throw will vary as per chassis/ tonnage, 24 mtr. in 1050 mm, 18 mtr. in 950 mm & 12 mtr. in 780 mm in fan mode.
 Permissible maximum pipe length limit is up to 25 mtrs.
 Features may vary from model to model. Due to continuous research & development, specifications & features may change without prior notice.
 #T&C apply. Offer available on select models only and subject to company's discretion. Offer can be withdrawn anytime without prior notice.
 *It indicates that unit has 12 hour On/Off timer.
 **It indicates that the model has penta sensor.

Tech Data Split AC - Inverter Models

Description		Unit	1.5Tr. Class_3 star Series							
Model Name			iZen 3700DIXL	iZen 3600DXL	iZen 3500FWXL	iZen 3400FXL	iKasu 3500FWXL	iKasu 3400FXL	Toushi+ 3200XL	Toushi 3200XL
Model Number			RAS.X318PCAISI	RAS.X318PCAISD	RAS.V318PCAISH	RAS.G318PCAISF	RAS.V318PCAIBHE	RAS.G318PCAIBFE	RAS.E318PCAIBS	RAS.E318PCAIBW
Star Rating			3	3	3	3	3	3	3	3
Compressor		Type / Refrigerant	Rotary / R32	Rotary / R32	Rotary / R32	Rotary / R32	Rotary / R32	Rotary / R32	Rotary / R32	Rotary / R32
Performance	Rated Cooling (100% load)		BTU/Hr (Watts)	17710 (5190)	17710 (5190)	17710 (5190)	17710 (5190)	17710 (5190)	17710 (5190)	17710 (5190)
	Maximum Cooling		BTU/Hr (Watts)	18700 (5480)	18700 (5480)	18700 (5480)	18700 (5480)	18700 (5480)	18700 (5480)	18700 (5480)
	Rated ISEER			3.92	3.92	3.92	3.92	3.92	3.92	3.92
	Annual Power Consumption (As per BEE Norms)		(kWh)	1024.34	1024.34	1024.34	1024.34	1024.34	1024.34	1024.34
	Fan Speed		No. of steps	5	5	5	5	5	5	5
	Air Flow (IDU) (Cooling-Super High)		CFM	530	530	530	530	530	530	530
	Sound level *1		dbA	34	34	34	34	34	34	34
Electrical	Rated Power Supply		Volts / Hz / Phase	230 / 50 / 1	230 / 50 / 1	230 / 50 / 1	230 / 50 / 1	230 / 50 / 1	230 / 50 / 1	230 / 50 / 1
	Rated Power Input		Watts	1940	1940	1940	1940	1940	1940	1940
	Rated Current Drawn		Amps	8.88	8.88	8.88	8.88	8.88	8.88	8.88
Key Features	Bigger IDU - 1050 mm									
	Dual Louver		✓	✓						
	Ice Clean (Frost wash)			✓	✓	✓	✓	✓		
	AQ-tiv Ion (ionizer)		✓							
	airCloud Home -Wifi Enabled		✓	✓	✓		✓			
	4 Way Swing		✓	✓						
	Xpandable+		✓	✓	✓	✓	✓	✓	✓	✓
	Long air throw *2		✓	✓	✓	✓	✓	✓	✓	✓
	Ambience Light		✓	✓	✓	✓	✓	✓		
	Odour free air (Soft Dry)		✓	✓	✓	✓	✓	✓	✓	✓
	Silent air (Wave Blade Design)		✓	✓	✓	✓	✓	✓	✓	✓
Remote Features	My Mode		✓	✓	✓	✓	✓	✓	✓	✓
	Backlight Remote controller		✓	✓	✓	✓	✓	✓	✓	✓
	Powerful Mode		✓	✓	✓	✓	✓	✓	✓	✓
	One Touch Super Silent		✓	✓	✓	✓	✓	✓	✓	✓
	ECO Mode		✓	✓	✓	✓	✓	✓	✓	✓
	Good Sleep mode		✓	✓	✓	✓	✓	✓	✓	✓
	On / Off Timer		✓	✓	✓	✓	✓	✓	✓	✓
	Real Time Clock/ On/Off timer (24 hours)		✓	✓	✓	✓	✓	✓	✓	✓
Advance Features	Hexa Sensor		✓	✓	✓	✓	✓	✓	✓**	✓**
	Tropical Design up to 52°C		✓	✓	✓	✓	✓	✓	✓	✓
	100% Inner Grooved Copper Tubes		✓	✓	✓	✓	✓	✓	✓	✓
	SuperSlit Fins		✓	✓	✓	✓	✓	✓	✓	✓
	Filter clean indicator		✓	✓	✓	✓	✓	✓	✓	✓
	SuperFine Mesh filter		✓	✓	✓	✓	✓	✓	✓	✓
	Up/Down Swing		✓	✓	✓	✓	✓	✓	✓	✓
	Stabilizer Free Operation		✓	✓	✓	✓	✓	✓	✓	✓
	Hydrophilic Fins (Indoor Unit)		✓	✓	✓	✓	✓	✓	✓	✓
Assurance*	Compressor Warranty		1 + 9 Years	✓	✓	✓	✓	✓	✓	✓
	Controller (PCB) Warranty		1 + 4 Years	✓	✓	✓	✓	✓	✓	✓
	Warranty on Entire Machine		1 Year	✓	✓	✓	✓	✓	✓	✓
Dimensions	Dimension (IDU) (W x H x D)		mm	950 x 294 x 235	950 x 294 x 235	950 x 294 x 235	950 x 294 x 235	950 x 294 x 230	950 x 294 x 230	950 x 294 x 230
	Dimension (ODU) (W x H x D)		mm	750 x 550 x 290	750 x 550 x 290	750 x 550 x 290	750 x 550 x 290	750 x 550 x 290	750 x 550 x 290	750 x 550 x 290
	Suction Line Diameter		mm (Inches)	12.7(1/2")	12.7(1/2")	12.7(1/2")	12.7(1/2")	12.7(1/2")	12.7(1/2")	12.7(1/2")
	Liquid Line Diameter		mm (Inches)	6.35(1/4")	6.35(1/4")	6.35(1/4")	6.35(1/4")	6.35(1/4")	6.35(1/4")	6.35(1/4")
	Net Weight IDU /ODU		Kg	10.0/27.4	10.0/27.4	10.0/27.4	10.0/27.4	10.0/27.4	10.0/27.4	10.0/27.4

Notes:
 Auto Mode, Cool Mode, Fan Mode, Dry Mode (better humidity control), LCD Remote Control, Auto Fan Speed, Auto Restart, Green Refrigerant, 43 Quality Test features are available in every model.
 *1 At Super Silent fan speed & at a distance of 1 m.
 *2 Air flow range for long air throw will vary as per chassis/ tonnage, 24 mtr. in 1050 mm, 18 mtr. in 950 mm & 12 mtr. in 780 mm in fan mode.
 Permissible maximum pipe length limit is up to 25 mtrs.
 Features may vary from model to model. Due to continuous research & development, specifications & features may change without prior notice.
 #T&C apply. Offer available on select models only and subject to company's discretion. Offer can be withdrawn anytime without prior notice.
 *It indicates that unit has 12 hour On/Off timer.
 **It indicates that the model has penta sensor.

Tech Data Split AC - Inverter Models

Description		Unit	2.0Tr. Class_4 star Series						
Model Name			Yoshi 5600DXL	Yoshi 5500FWXL	Yoshi 5400FXL	iKasu 5500FWXL	iKasu 5400FXL	Toushi 5200XL	
Model Number			RAS.X422PCAISD	RAS.V422PCAISH	RAS.G422PCAISF	RAS.V422PCAIBHE	RAS.G422PCAIBFE	RAS.E422PCAIBW	
Star Rating			4	4	4	4	4	4	
Compressor		Type / Refrigerant	Twin Rotary / R32	Twin Rotary / R32	Twin Rotary / R32	Twin Rotary / R32	Twin Rotary / R32	Twin Rotary / R32	
Performance	Rated Cooling (100% load)		BTU/Hr (Watts)	21500 (6300)	21500 (6300)	21500 (6300)	21500 (6300)	21500 (6300)	21500 (6300)
	Maximum Cooling		BTU/Hr (Watts)	23000 (6740)	23000 (6740)	23000 (6740)	23000 (6740)	23000 (6740)	23000 (6740)
	Rated ISEER			4.45	4.45	4.45	4.45	4.45	4.45
	Annual Power Consumption (As per BEE Norms)		(kWh)	1096.51	1096.51	1096.51	1096.51	1096.51	1096.51
	Fan Speed		No. of steps	5	5	5	5	5	5
	Air Flow (IDU) (Cooling-Super High)		CFM	635	635	635	635	635	635
	Sound level *1		dbA	37	37	37	37	37	37
Electrical	Rated Power Supply		Volts / Hz / Phase	230 / 50 / 1	230 / 50 / 1	230 / 50 / 1	230 / 50 / 1	230 / 50 / 1	
	Rated Power Input		Watts	1900	1900	1900	1900	1900	
	Rated Current Drawn		Amps	8.70	8.70	8.70	8.70	8.70	
Key Features	Bigger IDU - 1050 mm								
	Dual Louver			√					
	Ice Clean (FrostWash)			√	√	√	√	√	
	AQ-tiv Ion (ionizer)								
	airCloud Home -Wifi Enabled			√	√	√	√	√	
	4 Way Swing			√					
	Xpandable*			√	√	√	√	√	
	Long air throw *2			√	√	√	√	√	
	Ambience Light			√	√	√	√	√	
	Odour-free air (Soft Dry)			√	√	√	√	√	
	Silent air (Wave Blade Design)			√	√	√	√	√	
Remote Features	My Mode			√	√	√	√	√	
	Backlight Remote controller			√	√	√	√	√	
	Powerful Mode			√	√	√	√	√	
	One Touch Super Silent			√	√	√	√	√	
	ECO Mode			√	√	√	√	√	
	Good Sleep mode			√	√	√	√	√	
	On / Off Timer			√	√	√	√	√	
	Real Time Clock/ On/Off timer (24 hours)			√	√	√	√	√	
Advance Features	Hexa Sensor			√	√	√	√	√**	
	Tropical Design up to 52°C			√	√	√	√	√	
	100% Inner Grooved Copper Tubes			√	√	√	√	√	
	SuperSlit Fins			√	√	√	√	√	
	Filter clean indicator			√	√	√	√	√	
	SuperFine Mesh filter			√	√	√	√	√	
	Up/Down Swing			√	√	√	√	√	
	Stabilizer Free Operation			√	√	√	√	√	
	Hydrophilic Fins (Indoor Unit)			√	√	√	√	√	
Assurance*	Compressor Warranty		1 + 9 Years	√	√	√	√	√	
	Controller (PCB) Warranty		1 + 4 Years	√	√	√	√	√	
	Warranty on Entire Machine		1 Year	√	√	√	√	√	
Dimensions	Dimension (IDU) (W x H x D)		mm	1050 x 294 x 255	1050 x 294 x 255	1050 x 294 x 255	1050 x 294 x 250	1050 x 294 x 250	
	Dimension (ODU) (W x H x D)		mm	800 x 640 x 298	800 x 640 x 298	800 x 640 x 298	800 x 640 x 298	800 x 640 x 298	
	Suction Line Diameter		mm (Inches)	15.8(5/8")	15.8(5/8")	15.8(5/8")	15.8(5/8")	15.8(5/8")	
	Liquid Line Diameter		mm (Inches)	6.35(1/4")	6.35(1/4")	6.35(1/4")	6.35(1/4")	6.35(1/4")	
	Net Weight IDU /ODU		Kg	11.4/37.2	11.4/37.2	11.4/37.2	11.4/37.2	11.4/37.2	

Notes:
 Auto Mode, Cool Mode, Fan Mode, Dry Mode (better humidity control), LCD Remote Control, Auto Fan Speed, Auto Restart, Green Refrigerant, 43 Quality Test features are available in every model.
 *1 At Super Silent fan speed & at a distance of 1 m.
 *2 Air flow range for long air throw will vary as per chassis/ tonnage, 24 mtr. in 1050 mm, 18 mtr. in 950 mm & 12 mtr. in 780 mm in fan mode.
 Permissible maximum pipe length limit is up to 25 mtrs.
 Features may vary from model to model. Due to continuous research & development, specifications & features may change without prior notice.
 #T&C apply. Offer available on select models only and subject to company's discretion. Offer can be withdrawn anytime without prior notice.
 *It indicates that unit has 12 hour On/Off timer.
 **It indicates that the model has penta sensor.

Tech Data Split AC - Inverter Models

Description		Unit	2.0Tr. Class_3 Star Series				
Model Name			iZen 3500FWXL	iZen 3400FXL	iKasu 3500FWXL	iKasu 3400FXL	Toushi 3200XL
Model Number			RAS.V322PCAISH	RAS.G322PCAISF	RAS.V322PCAIBHE	RAS.G322PCAIBFE	RAS.E322PCAIBW
Star Rating			3	3	3	3	3
Compressor		Type / Refrigerant	Twin Rotary / R32	Twin Rotary / R32	Twin Rotary / R32	Twin Rotary / R32	Twin Rotary / R32
Performance	Rated Cooling (100% load)		BTU/Hr (Watts)	21500 (6300)	21500 (6300)	21500 (6300)	21500 (6300)
	Maximum Cooling		BTU/Hr (Watts)	23000 (6740)	23000 (6740)	23000 (6740)	23000 (6740)
	Rated ISEER			3.90	3.90	3.90	3.90
	Annual Power Consumption (As per BEE Norms)		(kWh)	1251.00	1251.00	1251.00	1251.00
	Fan Speed		No. of steps	5	5	5	5
	Air Flow (IDU) (Cooling-Super High)		CFM	530	530	530	530
	Sound level *1		dba	37	37	37	37
Electrical	Rated Power Supply		Volts / Hz / Phase	230 / 50 / 1	230 / 50 / 1	230 / 50 / 1	230 / 50 / 1
	Rated Power Input		Watts	2020	2020	2020	2020
	Rated Current Drawn		Amps	9.24	9.24	9.24	9.24
Key Features	Bigger IDU - 1050 mm						
	Dual Louver						
	Ice Clean (FrostWash)			✓	✓	✓	✓
	AQ-tiv Ion (ionizer)						
	airCloud Home -Wifi Enabled			✓		✓	
	4 Way Swing						
	Xpandable*			✓	✓	✓	✓
	Long air throw *2			✓	✓	✓	✓
	Ambience Light			✓	✓	✓	✓
	Odour-free air (Soft Dry)			✓	✓	✓	✓
	Silent air (Wave Blade Design)			✓	✓	✓	✓
Remote Features	My Mode			✓	✓	✓	✓
	Backlight Remote controller			✓	✓	✓	✓
	Powerful Mode			✓	✓	✓	✓
	One Touch Super Silent			✓	✓	✓	✓
	ECO Mode			✓	✓	✓	✓
	Good Sleep mode			✓	✓	✓	✓
	On / Off Timer			✓	✓	✓	✓
	Real Time Clock/ On/Off timer (24 hours)			✓	✓	✓	✓
Advance Features	Hexa Sensor			✓	✓	✓	✓**
	Tropical Design up to 52°C			✓	✓	✓	✓
	100% Inner Grooved Copper Tubes			✓	✓	✓	✓
	SuperSlit Fins			✓	✓	✓	✓
	Filter clean indicator			✓	✓	✓	✓
	SuperFine Mesh filter			✓	✓	✓	✓
	Up/Down Swing			✓	✓	✓	✓
	Stabilizer Free Operation			✓	✓	✓	✓
	Hydrophilic Fins (Indoor Unit)			✓	✓	✓	✓
Assurance*	Compressor Warranty		1 + 9 Years	✓	✓	✓	✓
	Controller (PCB) Warranty		1 + 4 Years	✓	✓	✓	✓
	Warranty on Entire Machine		1 Year	✓	✓	✓	✓
Dimensions	Dimension (IDU) (W x H x D)		mm	950 x 294 x 235	950 x 294 x 235	950 x 294 x 230	950 x 294 x 230
	Dimension (ODU) (W x H x D)		mm	800 x 640 x 298	800 x 640 x 298	800 x 640 x 298	800 x 640 x 298
	Suction Line Diameter		mm (Inches)	15.8(5/8")	15.8(5/8")	15.8(5/8")	15.8(5/8")
	Liquid Line Diameter		mm (Inches)	6.35(1/4")	6.35(1/4")	6.35(1/4")	6.35(1/4")
	Net Weight IDU /ODU		Kg	10/34.7	10.0/34.7	10.0/34.7	10.0/34.7

Notes:
 Auto Mode, Cool Mode, Fan Mode, Dry Mode (better humidity control), LCD Remote Control, Auto Fan Speed, Auto Restart, Green Refrigerant, 43 Quality Test features are available in every model.
 *1 At Super Silent fan speed & at a distance of 1 m.
 *2 Air flow range for long air throw will vary as per chassis/ tonnage, 24 mtr. in 1050 mm, 18 mtr. in 950 mm & 12 mtr. in 780 mm in fan mode.
 Permissible maximum pipe length limit is up to 25 mtrs.
 Features may vary from model to model. Due to continuous research & development, specifications & features may change without prior notice.
 #T&C apply. Offer available on select models only and subject to company's discretion. Offer can be withdrawn anytime without prior notice.
 *It indicates that unit has 12 hour On/Off timer.
 **It indicates that the model has penta sensor.

Tech Data Split AC - Inverter Models

Description		Unit	2.0Tr. Class_3 Star Series					
Model Name			iZen 3600DXL	iZen 3500FWXL	iZen 3400FXL	iKasu 3500FWXL	iKasu 3400FXL	Toushi 3200XL
Model Number			RAS.X324PCAISD	RAS.V324PCAISH	RAS.G324PCAISF	RAS.V324PCAIBHE	RAS.G324PCAIBFE	RAS.E324PCAIBW
Star Rating			3	3	3	3	3	3
Compressor	Type / Refrigerant		Twin Rotary / R32	Twin Rotary / R32	Twin Rotary / R32	Twin Rotary / R32	Twin Rotary / R32	Twin Rotary / R32
Rated Cooling (100% load)	BTU/Hr (Watts)		23715 (6950)	23715 (6950)	23715 (6950)	23715 (6950)	23715 (6950)	23715 (6950)
Maximum Cooling	BTU/Hr (Watts)		25080 (7350)	25080 (7350)	25080 (7350)	25080 (7350)	25080 (7350)	25080 (7350)
Rated ISEER			3.85	3.85	3.85	3.85	3.85	3.85
Annual Power Consumption (As per BEE Norms)	(kWh)		1397.61	1397.61	1397.61	1397.61	1397.61	1397.61
Fan Speed	No. of steps		5	5	5	5	5	5
Air Flow (IDU) (Cooling-Super High)	CFM		635	635	635	635	635	635
Sound level *1	dbA		37	37	37	37	37	37
Electrical	Rated Power Supply	Volts / Hz / Phase	230 / 50 / 1	230 / 50 / 1	230 / 50 / 1	230 / 50 / 1	230 / 50 / 1	230 / 50 / 1
	Rated Power Input	Watts	2450	2450	2450	2450	2450	2450
	Rated Current Drawn	Amps	11.21	11.21	11.21	11.21	11.21	11.21
Key Features	Bigger IDU - 1050 mm							
	Dual louver		✓					
	Ice Clean (FrostWash)		✓	✓	✓	✓	✓	
	AQ-tiv Ion (ionizer)							
	airCloud Home -Wifi Enabled		✓	✓		✓		
	4 Way Swing		✓					
	Xpandable*		✓	✓	✓	✓	✓	✓
	Long air throw *2		✓	✓	✓	✓	✓	✓
	Ambience Light		✓	✓	✓	✓	✓	
	Odour-free air (Soft Dry)		✓	✓	✓	✓	✓	✓
	Silent air (Wave Blade Design)		✓	✓	✓	✓	✓	✓
Remote Features	My Mode		✓	✓	✓	✓	✓	✓
	Backlight Remote controller		✓	✓	✓	✓	✓	✓
	Powerful Mode		✓	✓	✓	✓	✓	✓
	One Touch Super Silent		✓	✓	✓	✓	✓	✓
	ECO Mode		✓	✓	✓	✓	✓	✓
	Good Sleep mode		✓	✓	✓	✓	✓	✓
	On / Off Timer		✓	✓	✓	✓	✓	✓
	Real Time Clock/ On/Off timer (24 hours)		✓	✓	✓	✓	✓	✓
Advance Features	Hexa Sensor		✓	✓	✓	✓	✓	✓**
	Tropical Design up to 52°C		✓	✓	✓	✓	✓	✓
	100% Inner Grooved Copper Tubes		✓	✓	✓	✓	✓	✓
	SuperSlit Fins		✓	✓	✓	✓	✓	✓
	Filter clean indicator		✓	✓	✓	✓	✓	✓
	SuperFine Mesh filter		✓	✓	✓	✓	✓	✓
	Up/Down Swing		✓	✓	✓	✓	✓	✓
	Stabilizer Free Operation		✓	✓	✓	✓	✓	✓
	Hydrophilic Fins (Indoor Unit)		✓	✓	✓	✓	✓	✓
Assurance*	Compressor Warranty	1 + 9 Years	✓	✓	✓	✓	✓	✓
	Controller (PCB) Warranty	1 + 4 Years	✓	✓	✓	✓	✓	✓
	Warranty on Entire Machine	1 Year	✓	✓	✓	✓	✓	✓
Dimensions	Dimension (IDU) (W x H x D)	mm	1050 x 294 x 255	1050 x 294 x 255	1050 x 294 x 250	1050 x 294 x 250	1050 x 294 x 250	1050 x 294 x 250
	Dimension (ODU) (W x H x D)	mm	800 x 640 x 298	800 x 640 x 298	800 x 640 x 298	800 x 640 x 298	800 x 640 x 298	800 x 640 x 298
	Suction Line Diameter	mm (Inches)	15.8(5/8")	15.8(5/8")	15.8(5/8")	15.8(5/8")	15.8(5/8")	15.8(5/8")
	Liquid Line Diameter	mm (Inches)	6.35(1/4")	6.35(1/4")	6.35(1/4")	6.35(1/4")	6.35(1/4")	6.35(1/4")
	Net Weight IDU /ODU	Kg	11.4/34.7	11.4/34.7	11.4/34.7	11.4/34.7	11.4/34.7	11.4/34.7

Notes:

Auto Mode, Cool Mode, Fan Mode, Dry Mode (better humidity control), LCD Remote Control, Auto Fan Speed, Auto Restart, Green Refrigerant, 43 Quality Test features are available in every model.

*1 At Super Silent fan speed & at a distance of 1 m.

*2 Air flow range for long air throw will vary as per chassis/ tonnage, 24 mtr. in 1050 mm, 18 mtr. in 950 mm & 12 mtr. in 780 mm in fan mode.

Permissible maximum pipe length limit is up to 25 mtrs.

Features may vary from model to model. Due to continuous research & development, specifications & features may change without prior notice.

#T&C apply. Offer available on select models only and subject to company's discretion. Offer can be withdrawn anytime without prior notice.

*It indicates that unit has 12 hour On/Off timer.

**It indicates that the model has penta sensor.

Tech Data Split AC - Hot & Cold Models

	Description	Unit	4 Star Inverter Series			3 Star Inverter Series
	Model Name		Kiyora 4100XHP			Shizen 3100SHP
Details	Model Number		RSPG512HEXA	RSRG517HEXA	RMRG422HFXO	RSQG318HGXA
	Tonnage Class		1.0	1.5	2.0	1.5
	Compressor	Type / Refrigerant	Tropical Rotary / R410a	Tropical Rotary / R410a	Tropical Twin Rotary / R32	Tropical Rotary / R410a
Performance	Rated Cooling Capacity (100% load)	BTU /Hr (watts)	12000 (3516)	17400 (5100)	21837 (6400)	17400 (5100)
	Rated Heating Capacity (100% load)	BTU /Hr (watts)	13650 (4000)	18100 (5300)	24000 (7033)	18100 (5300)
	Maximum Cooling	BTU /Hr (watts)	12620 (3700)	19100 (5600)	23032 (6750)	18350 (5360)
	Maximum Heating Capacity	BTU /Hr (watts)	15400 (4500)	19000 (5570)	25590 (7500)	19000 (5570)
	Rated ISEER		4.60	4.55	4.50	3.80
	Annual Power Consumption (As per BEE Norms)	(kWh)	591.73	867.57	1101.16	1040.20
	Fan Speed	No. of steps	5	5	5	5
	Air Flow (IDU) (Cooling/Heating -Super High)	CFM	425/405	583/540	620/583	530/460
	Sound level *	db	30 / 29	31/30	35/34	33/32
Electrical	Rated Power Supply	Volts/Hz/Phase	230/50/1	230/50/1	230/50/1	230/50/1
	Rated Power Input -cooling/Heating	Watts	935/1060	1473/1770	1900/2200	1847/1500
	Rated Current Drawn-Cooling/Heating	Amps	4.28/4.85	6.74 / 7.41	8.3/10	8.45 / 6.86
Key Features	Iconic Wave Design		√	√	√	√
	Ambience Light					
	Silent air /odour-free air/Surround air		√	√	√	√
	Xpandable		√	√	√	
	Tropical Design up to 52°C		√	√	√	√
	100% Cooling at 43° C		√	√	√	√
	100% Inner Grooved Copper Tubes		√	√	√	√
	SuperSlit Fins		√	√	√	√
	Stabilizer Free Operation		√	√	√	√
	Filter Clean Indicator		√	√	√	√
	Penta Sensor		√	√	√	√
	Superfine Mesh filter		√	√	√	√
Advance Features	On / Off Timer		√	√	√	√
	Hydrophilic Fins (Indoor Unit)		√	√	√	√
	One Touch Super Silent		√	√	√	√
	Heat mode		√	√	√	√
	Backlight Remote Controller		√	√	√	√
Assurance*	Compressor Warranty	1+9 Years	√	√	√	√
	Controller (PCB) Warranty	1 + 4 Years	√	√	√	√
	Extended Warranty on Entire Machine	1 Year	√	√	√	√
Dimensions	Dimension (IDU) (W x H x D)	mm	798 x 295 x 239	997 x 294 x 253	997 x 294 x 253	968 x 294 x 240
	Dimension (ODU) (W x H x D)	mm	750 x 548 x 288	750 x 548 x 288	792 x 600 x 299	750 x 548 x 288
	Suction Line Diameter	mm / (Inches)	9.53 (3/8")	12.7 (1/2")	15.878 (5/8")	12.7 (1/2")
	Liquid Line Diameter	mm (Inches)	6.35 (1/4")	6.35 (1/4")	6.35 (1/4")	6.35 (1/4")
	Net Weight IDU /ODU	Kg	9.50 / 30.00	13.00 / 35.00	13.00 / 45	11.20 / 34.00

Notes:

Auto Mode, Cool Mode, Fan Mode, Dry Mode (better humidity control), LCD remote control, Auto Fan Speed, Auto Restart, Green Refrigerant, 43 Quality Test features are available in every model
 *1 at Super Silent fan speed & at a distance of 1 m.
 Permissible Maximum Pipe length limit is up to 25 Mtrs. Features may vary from model to model. Due to continuous research & development, specifications & features may change without prior notice.
 #T&C apply. Offer available on select models only and subject to company's discretion. Offer can be withdrawn anytime without prior notice.

Tech Data Split AC - Fixed Speed Models

	Description	Unit	Senpai 3200FL			Toushi 3100FL		
			RAS.B312PCAIBA	RAS.B318PCAIBA	RAS.B222PCAIBA	RAS.B312PCAIBW	RAS.B318PCAIBW	RAS.B222PCAIBW
	Model Number		RAS.B312PCAIBA	RAS.B318PCAIBA	RAS.B222PCAIBA	RAS.B312PCAIBW	RAS.B318PCAIBW	RAS.B222PCAIBW
	Tonnage Class		1.0	1.5	2.0	1.0	1.5	2.0
	Star Rating		3 Star	3 Star	2 Star	3 Star	3 Star	2 Star
	Compressor	Type / Refrigerant	Tropical Rotary / R32	Tropical Rotary / R32	Tropical Rotary / R32	Tropical Rotary / R32	Tropical Rotary / R32	Tropical Rotary / R32
Performance	Rated Cooling (100 % load)	BTU/Hr (Watts)	12000(3517)	17500(5130)	21665(6350)	12000(3517)	17500(5130)	21665(6350)
	Maximum Cooling	BTU/Hr (Watts)	N/A	N/A	N/A	N/A	N/A	N/A
	Rated ISEER		3.85	3.82	3.75	3.85	3.82	3.75
	Annual Power Consumption (As per BEE Norms)	(kWh)	706.76	1039.62	1310.56	706.76	1039.62	1310.56
	Fan Speed	No. of steps	5	5	5	5	5	5
	Air Flow (IDU) (Cooling-Super High)	CFM	400	670	670	400	670	670
	Sound level *1	db	36	39	39	36	39	39
Electrical	Rated Power Supply	Volts / Hz / Phase	230/50/1	230/50/1	230/50/1	230/50/1	230/50/1	230/50/1
	Rated Power Input	Watts	913	1343	1693	913	1343	1693
	Rated Current Drawn	Amps	4.18	6.15	7.75	4.18	6.15	7.75
Key Features	Silent air (Wave Blade Design)		✓	✓	✓	✓	✓	✓
	Odour-free air (Soft Dry)		✓	✓	✓	✓	✓	✓
	Long air throw *2		✓	✓	✓	✓	✓	✓
	Ambience Light		✓	✓	✓	✓	✓	✓
	Tropical Design works up to 52°C		✓	✓	✓	✓	✓	✓
	My Mode		✓	✓	✓	✓	✓	✓
	100% Inner Grooved Copper Tubes		✓	✓	✓	✓	✓	✓
	SuperSlit Fins		✓	✓	✓	✓	✓	✓
	Filter clean indicator		✓	✓	✓	✓	✓	✓
	SuperFine Mesh Filter		✓	✓	✓	✓	✓	✓
Advance Features	On / Off Timer		✓	✓	✓	✓	✓	✓
	Good Sleep Mode		✓	✓	✓	✓	✓	✓
	ECO Mode		✓	✓	✓	✓	✓	✓
	Powerful Mode		✓	✓	✓	✓	✓	✓
	One Touch Super Silent		✓	✓	✓	✓	✓	✓
	Up/Down Swing		✓	✓	✓	✓	✓	✓
	Hydrophilic Fins (Indoor Unit)		✓	✓	✓	✓	✓	✓
	Backlight Remote controller		✓	✓	✓	✓	✓	✓
Assurance*	Controller (PCB) Warranty	1 + 4 Years						
	Warranty on Entire Machine	1 Year	✓	✓	✓	✓	✓	✓
	Compressor Warranty	1 + 4 Years	✓	✓	✓	✓	✓	✓
Dimensions	Dimension (IDU) (W x H x D)	mm	780 x 280 x 222	1050 x 294 x 250	1050 x 294 x 250	780 x 280 x 222	1050 x 294 x 250	1050 x 294 x 250
	Dimension (ODU) (W x H x D)	mm	658 x 530 x 274	750 x 550 x 290	800 x 640 x 298	658 x 530 x 274	750 x 550 x 290	800 x 640 x 298
	Suction Line Diameter	mm (Inches)	9.52(3/8")	12.7(1/2")	15.88(5/8")	9.52(3/8")	12.7(1/2")	15.88(5/8")
	Liquid Line Diameter	mm (Inches)	6.35(1/4")	6.35(1/4")	6.35(1/4")	6.35(1/4")	6.35(1/4")	6.35(1/4")
	Net Weight IDU / ODU	Kg	8.5/29	11.0/36.5	11.0/41	8.5/29	11.0/36.5	11.0/41

Notes:

Auto Mode, Cool Mode, Fan Mode, Dry Mode (better humidity control), LCD Remote Control, Auto Fan Speed, Auto Restart, Green Refrigerant, 43 Quality Test features are available in every model.

*1 At Super Silent fan speed & at a distance of 1 m.

*2 Air flow range for long air throw will vary as per chassis/tonnage, 24 mtr. in 1050 mm, 18 mtr. in 950 mm & 12 mtr. in 780 mm in fan mode.

Permissible maximum pipe length limit is up to 25 mtrs

Features may vary from model to model. Due to continuous research & development, specifications & features may change without prior notice.

#T&C apply. Offer available on select models only and subject to company's discretion. Offer can be withdrawn anytime without prior notice.

Tech Data - Window AC

	Description	Unit	Shizuka Inverter Series		Kaze Plus Fixed Speed Series	
	Tonnage Class		1.5	1.5	1.0	1.5
	Star Rating		5	3	2	3
	Model Number		RAW518HGEOZ1	RAW318HFEO	RAW312HEDO	RAW318HFDOF
	Compressor	Type	Twin Rotary/R32	Twin Rotary/R32	Rotary/R32	Rotary/R32
Performance	Rated Power Supply	Volts/Hz/Phase	230/50/1	230/50/1	230/50/1	230/50/1
	Rated Capacity - Cooling/Heating	Watts	4900	5050	3300	4800
	Maximum Cooling Capacity	BTU/Hr	18596	17743		
	Maximum Cooling Capacity	Watts	5450	5200		
	ISEER		3.55	3.20	3.00	3.20
	Annual Power Consumption (As per BEE Norms)	Kwh	1068.21	1220.99	851.52	1161.16
	Fan Speed	Steps	3	3	3	3
	Sound Level*	dB	50	50	46	50
	Air Flow (Super High) - Cooling / Heating	CFM	450	450	295	450
		Rated Power Input - Cooling/Heating	Watts	1585	1890	1100
	Current Drawn - Cooling / Heating	Amps	7.25	8.65	4.9	6.86
Key Features	Xpandable Inverter		√	√		
	Filter Clean Indicator		√	√	√	√
	On/Off Timer with Advance Start Up		√	√	√*	√*
	Remote	Type	Wireless	Wireless	Wireless	Wireless
	Wireless LCD Remote with Backlight		√	√	√	√
Advance Features	Defrosting Sensor		√	√		
	Auto Restart		√	√	√	√
	Auto Fan Speed		√	√		
	Precoated Aluminum Fins		√	√	√	√
Assurance	Compressor Warranty	1 + 9 Years	√	√		
	Compressor Warranty	1 + 4 Years			√	√
	Controller (PCB) Warranty	1 + 4 Years	√	√		
	Warranty on Entire Machine	1 Year	√	√	√	√
Dimensions	Dimension (W x H x D)	mm	660 x 430 x 755	660 x 430 x 755	560 x 377 x 615	660 x 430 x 755
	Net Weight	Kg	52.5	50.5	40.0	52.0

Notes:

Features may vary from model to model.

*At Super Silent fan speed & at a distance of 1 m.

Hitachi Air Conditioners are designed to work in ambient temperature up to 52°C. *Non Inverter WAC designed to work up to 50°C for 1.5 TR. and 48°C for 1.0 TR.

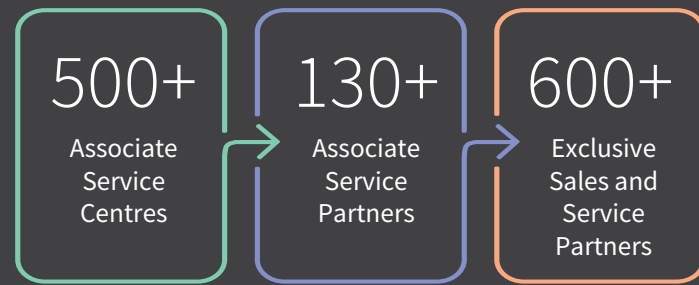
Due to continuous research & development, specifications, features and look may change without prior notice.

*It indicates that model has on/off timer without advanced startup.

Service that exceeds your expectations

Our strengths


Striving for excellence at every step of your journey, we constantly endeavour to ensure that your requests are always met. Complemented by superior quality, service facilities, and well-trained technicians to provide support, we deliver perfection and expertise whenever and wherever needed to each and everyone of our 5 million customers.



Convenience at your doorstep with easy call registration facilities for 24x7 customer support

 Dial-a-Care 079-7141-4848 (Landline)	 WhatsApp Registration No. 7567884848	 Web Registration Facility https://www.hitachiaircon.com/in/contact-us	 Mobile App Hitachi India Customer Care (For Android and iOS)	 Request a Call Back Submit your details and our Customer Care representative will call you back
---	---	--	--	--

Connect to management



Customers can reach out directly to our top management for any sort of issue with their service requests by utilising our simple escalation matrix that ensures faster resolution.

Extended warranty and Annual Maintenance Contract (AMC) packs

Hitachi Cooling & Heating gives an option to its customers to choose between extended warranty and AMC packs.



A care pack can be purchased by the customers at the time of purchase or installation of the new product from dealers or service providers within the specified period of product's purchase.



Our customers can choose from three types of AMC packs:

- Ordinary AMC pack
- Semi-comprehensive AMC pack
- Comprehensive AMC pack

Ryoku

Genuine is Powerful: Authentic Spare Parts and Accessories

Ryoku in Japanese means 'power'. Johnson Controls-Hitachi Cooling & Heating Air Conditioning India Limited offers genuine parts and accessories for air conditioners and refrigerators under its brand name, 'Ryoku'. The usage of genuine spares ensure the efficient working of the product. The spares and accessories are as per Hitachi Cooling & Heating Standards. Ryoku products include:

- Voltage Stabilizers
- Copper Tubes
- Wall Brackets (L Type)
- Ryoku Indoor Units
- Compressors
- Koritsu Outdoor Unit
- Spare Parts
- Remote Controllers
- Air Filters
- Ryoku Coil Care



new air

