

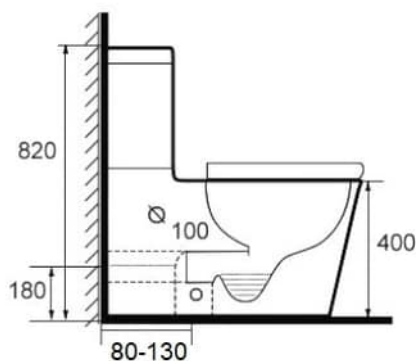
TOILET JAMIE

JAMIE Rimless wall faced toilet suite

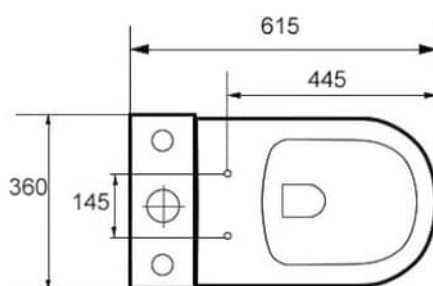
WELS reg. No: L05358

Specifications

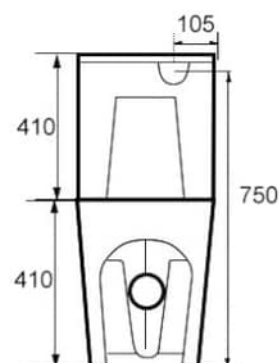
Material:	Ceramic
WELS Rating:	Dual flush: 4.5L full flush and 3L half flush.
Colour:	Gloss White
Inlet Position:	Either back (L H top) or bottom RH inlet connection.
Waste Position:	Floor set out 80-130mm (s -trap), 180mm (p trap)
Warranty:	15 years products or parts replacement warranty, and 12 months warranty on labour from the original date of purchase. 3-year replacement for toilet valves and 1 year replacement for seat and hinges, flush pipes and button.



Sid view



Top view



Back view