




Modifying the TOMYTEC HM-01 CHASSIS




1. Remove the motor and housing




2. Remove the base plate




3. Remove the couplings



4. Re-attach the motor housing



5. Bend the etches base plate as shown.




6. Attach the etched base plate to the chassis

TRIM PLASTIC
HOUSING HERE



7. Trim the motor housing



8. Glue etched base plate into the Simplex body.