

# ACRYLIC COLOR PAINTING COURSES

DURATION : 50 HOURS

artsshala.delhi@gmail.com  
9354046373



## COURSE OVERVIEW


Arts Shala invites you to embark on a colorful journey with our Acrylic Color Painting Course. Tailored for artists of all levels, this comprehensive course covers the essentials of acrylic painting, from the properties of the medium to advanced painting techniques. Students will delve into color theory, learning to master hue, value, and chroma to create harmonious and dynamic compositions.

Through hands-on exercises, participants will explore various techniques such as dry brushing, dabbing, and blending, essential for creating texture and depth in their artwork. The course offers a deep dive into realistic and impressionistic painting styles, empowering students to express their unique artistic vision with acrylics. Join us at Arts Shala and unleash the full potential of acrylic colors in your creative journey.

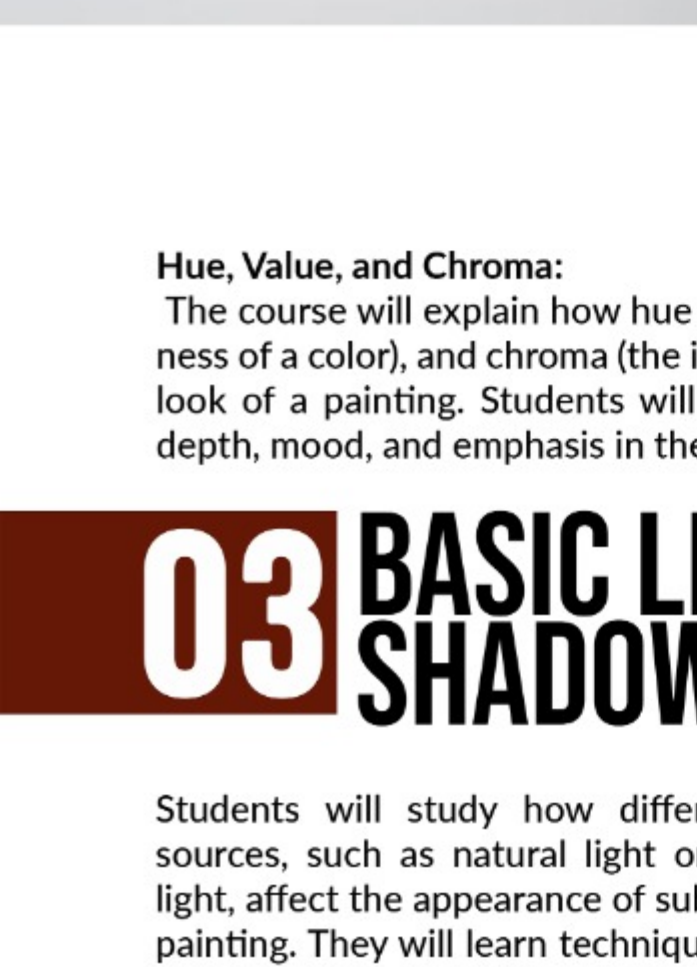
## 01 MEDIUM INTRODUCTION

Students will learn about the composition of acrylic paints, including their fast-drying nature, water-solubility, and versatility. The course will cover the different forms of acrylics, such as heavy body, fluid, and acrylic ink.

The course will introduce students to the essential tools and materials for acrylic painting, including various types of brushes (such as synthetic and natural bristle brushes), canvases (stretched canvas, canvas boards), palettes (for mixing colors), and mediums (for altering the paint's properties).



## COLOR THEORY 02



Students will delve into the color wheel, learning about the relationships between primary (red, blue, yellow), secondary (green, orange, purple), and tertiary colors. They will explore how to create color harmony and balance in their paintings.

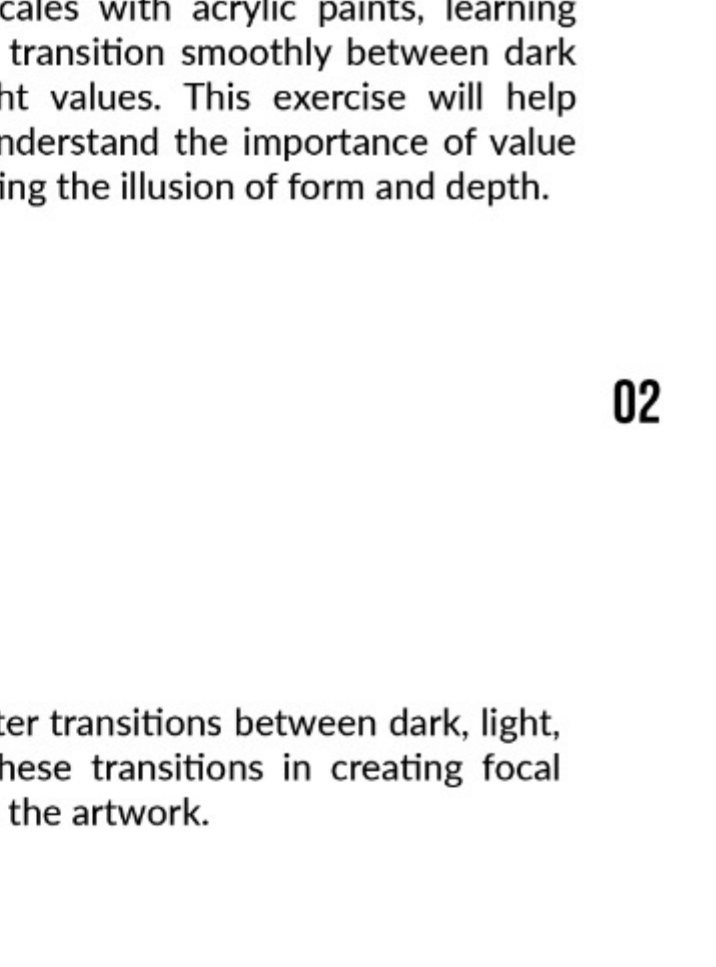
01

**Hue, Value, and Chroma:** The course will explain how hue (the color itself), value (the lightness or darkness of a color), and chroma (the intensity or purity of a color) affect the overall look of a painting. Students will learn how to use these concepts to create depth, mood, and emphasis in their artwork.

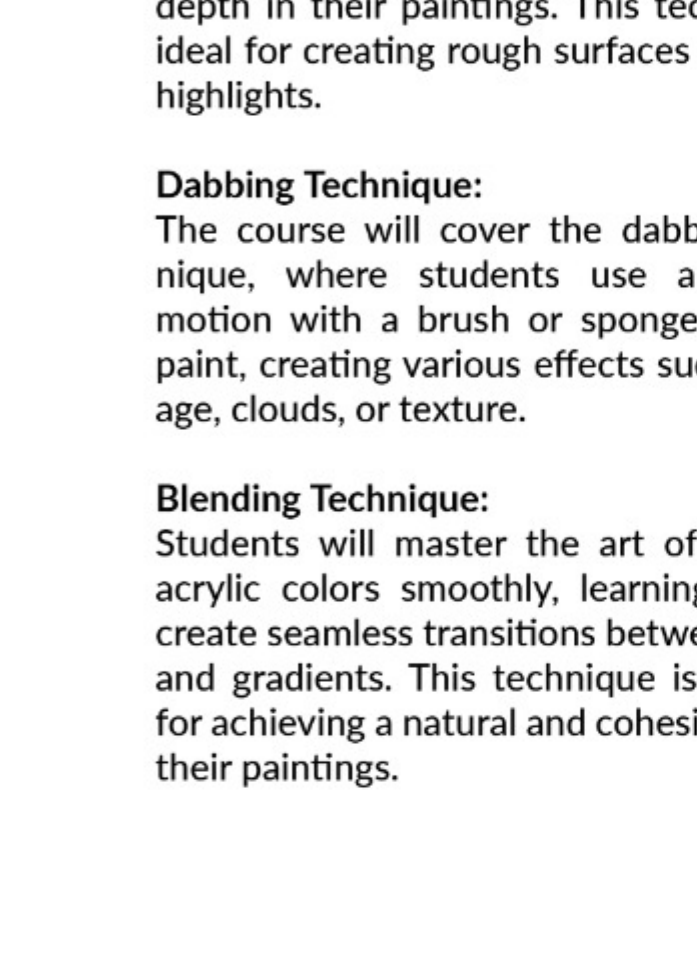
## 03 BASIC LIGHT AND SHADOW

Students will study how different light sources, such as natural light or artificial light, affect the appearance of subjects in a painting. They will learn techniques for accurately representing these effects using acrylic paints.

The realistic will cover techniques for creating light and shadow effects, including how to use highlights, mid-tones, and shadows to create a sense of volume and three-dimensionality in acrylic paintings.



## VALUE STUDY 04



Students will practice creating detailed value scales with acrylic paints, learning how to transition smoothly between dark and light values. This exercise will help them understand the importance of value in creating the illusion of form and depth.

02


The course will teach students how to master transitions between dark, light, and mid-tones, emphasizing the role of these transitions in creating focal points and guiding the viewer's eye through the artwork.

## 05 SPECIAL TECHNIQUES

**Dry Brushing:** Students will learn the dry brushing technique, which involves using a dry brush with minimal paint to create texture and depth in their paintings. This technique is ideal for creating rough surfaces or adding highlights.

**Dabbing Technique:** The course will cover the dabbing technique, where students use a dabbing motion with a brush or sponge to apply paint, creating various effects such as foliage, clouds, or texture.

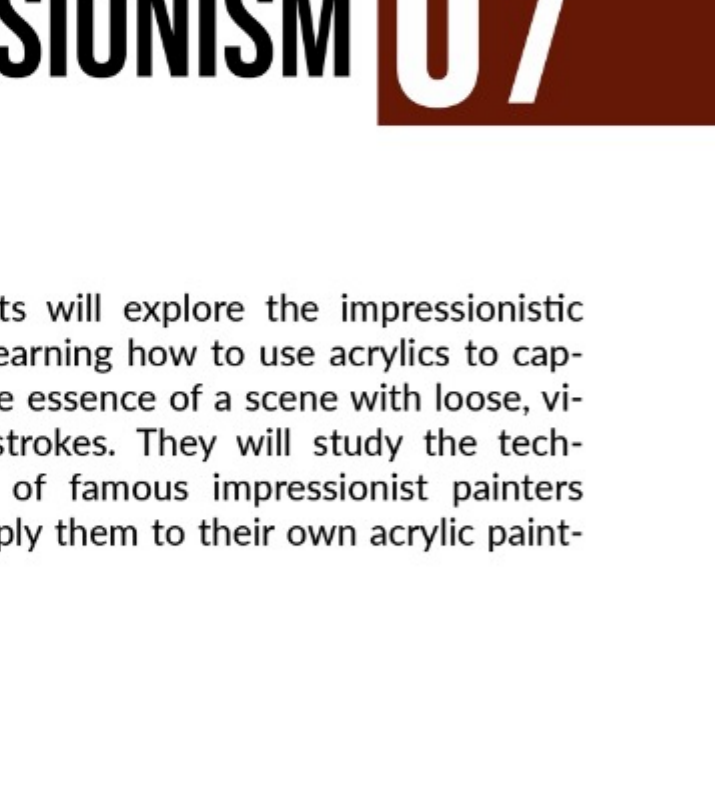
**Blending Technique:** Students will master the art of blending acrylic colors smoothly, learning how to create seamless transitions between colors and gradients. This technique is essential for achieving a natural and cohesive look in their paintings.



03

## 06 REALISTIC

The course will teach students techniques for creating highly detailed and realistic acrylic paintings. This includes focusing on accurate representation of subjects, fine details, and realistic textures.



## IMPRESSIONISM 07



Students will explore the impressionistic style, learning how to use acrylics to capture the essence of a scene with loose, vibrant strokes. They will study the techniques of famous impressionist painters and apply them to their own acrylic paintings.

04

